



RAISING KINDERGARTEN READY KIDS NEWLETTER

FEBRUARY
2024

QUACK CHATTER

SIMPLY SCREENLESS FUN FOR 2-7 YEAR OLD CHILDREN

Learn Kindergarten Ready Skills with
Dilly Duck and Billy Beaver

Quacking about color words and sorting

Today **Dilly Duck** is sending you
fun COLOR WORD READING
and
a **Play & Practice** SORTING Tic Tac Toe game!



Chattering about shapes and food

Today **Billy Beaver** is sending you
trace and color HEART shapes
and
an **All by Myself**
recipe to follow

QUACK CHATTER

CONTENTS AND PARENT NOTES

Learn Kindergarten Ready Skills with
Dilly Duck and Billy Beaver

April newsletter includes:

THIS EDITION OF QUACK CHATTER INCLUDES:

- Learning color words and shapes worksheets to download in black & white
- Tic Tac Toe game with a twist. Practice sorting, turn-taking and sharing!
- And of course another "All By Myself" Recipe to print for children to read and make, courtesy of Billy Beaver.

Noteworthy:







Help preschoolers become familiar with math, English, science, art, and other subjects before starting kindergarten with Simply Screenless fun. Continue to reinforce essential school-ready skills throughout Kindergarten!

These educator-created learning activities range from engaging worksheets and interactive games to captivating hands-on activities that parents and teachers will enjoy too.

Subscribers receive year long free *Simply Screen Less* downloads and bonus learning activity ideas.

Read and Color


Read each color word and color Dilly's Valentine the same.



Count the hearts!

I Can Draw Hearts

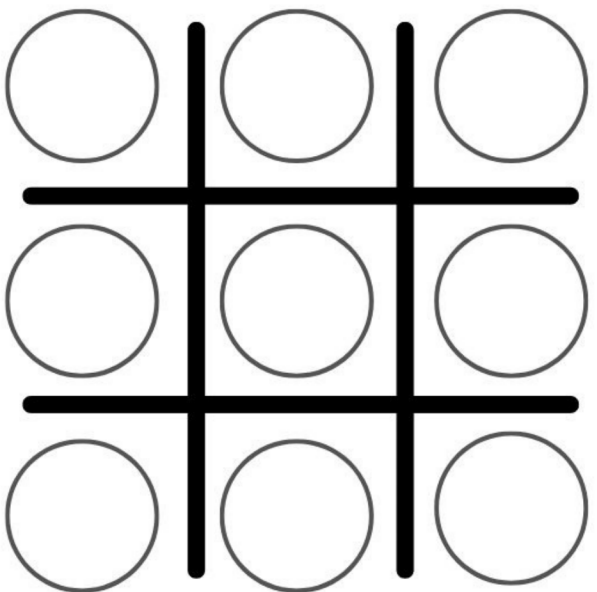
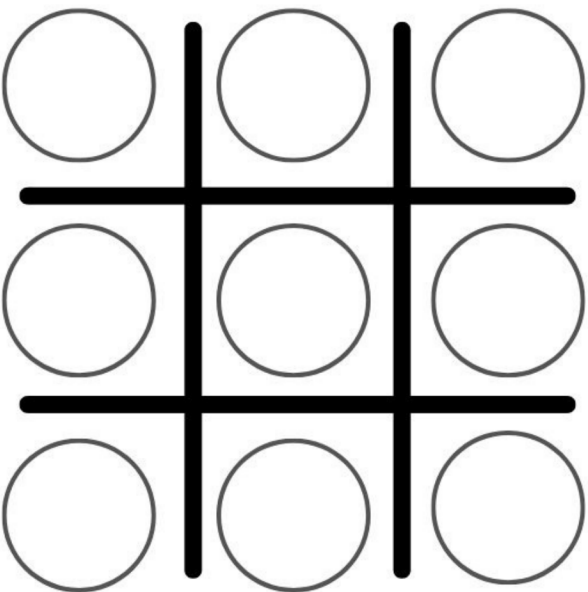
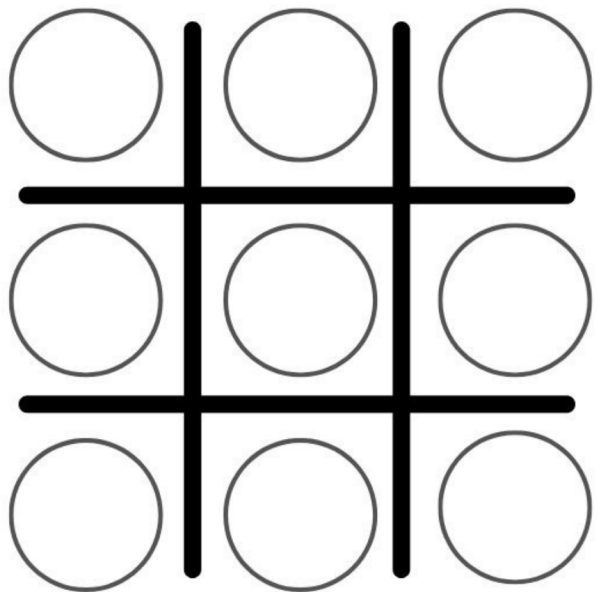
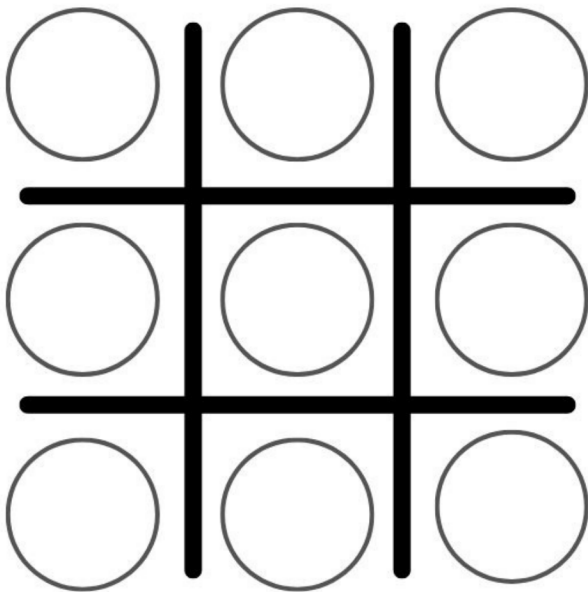
Help Billy Beaver trace or color the hearts.



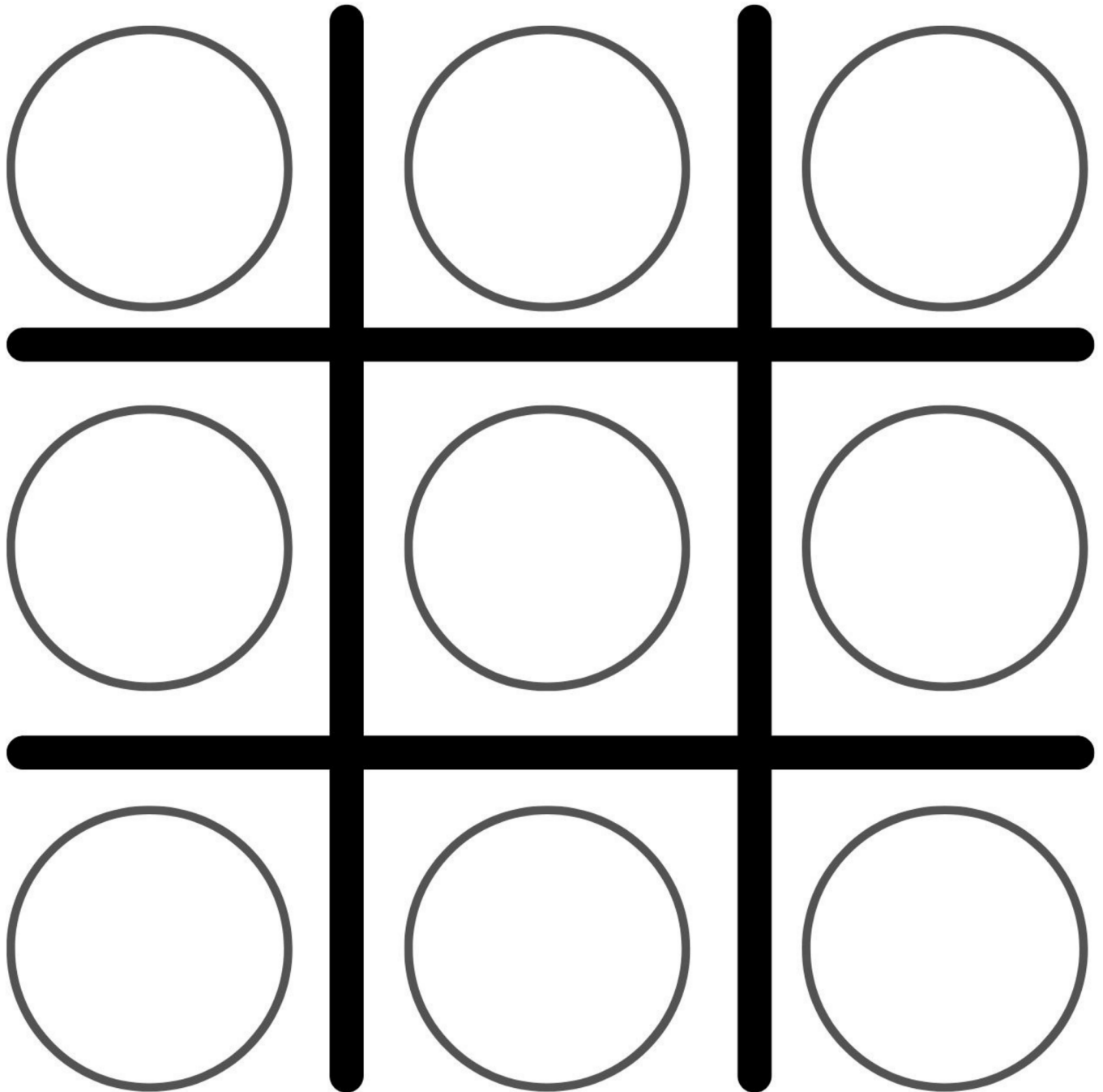
Color Sorting Tic Tac Toe

Have the child sort by color candy hearts or mini color marshmallows or even multi grain cheerios.

Each player chooses a color to use to mark the Tic Tac Toe board. Take turns. Winner gets to eat the treats. Sharing is allowed!



BIG Tic Tac Toe Board





All By Myself Recipe

Berry Good Cone Snack

Ingredients:

sugar cones




fruit and berries

Options can include

berries, grapes,

banana, apple chunks,

child's favorite



melted chocolate

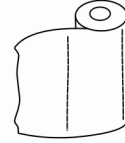


Tools:

colander



paper towels



small bowls



Steps:


1. Wash hands.
2. Gather ingredients and tools.
3. Wait for an adult to melt chocolate in microwave and it has cooled enough to touch.
4. Dip cone tops into chocolate and allow chocolate to dry
5. Gather fruit choices.
6. Wash fruit using a colander. Pat dry.
7. Cut banana into slices using a child-safe knife.
8. Sort fruit into bowls by type.
9. Fill cone with fruit choices.
10. Enjoy!

Adult Jobs: Help 'read' recipe. Allow the child to do as much as possible independently.

Melt 1 cup chocolate chips or chocolate melts in microwave- stopping every 15 seconds to stir and let cool to touch, Encourage your child to name each fruit and the fruit color as they prepare!

Dilly Duck Teaches How to be a Good Friend!

Rhyming and Counting FUN for children ages 2-6. The first Picture Book in the Dilly Duck series will make a Great Gift for your favorite Pre-K and Kindergarten Teachers!



Dilly Duck PLANS A PARADE



Billy Beaver Joins the Duck's Color Parade

What is Dilly Duck planning in her next adventure? Why does she need Billy Beaver's help? How can Billy Beaver help find color for the parade when he is colorblind and can only see the color brown?

Next month...

Sneak Preview!

There's another Dilly Duck and Friends Story Coming!

LETTERS and more SHAPE Fun

'All By Myself' recipe

'Play and Practice' 5 SENSES game

Raise Kindergarten Ready Kids with their very own Quack Chatter newsletter delivered monthly to your inbox. Watch kids get excited as they discover what activities are included.