



## New TZ, smart comfort in a compact unit

1. Better air quality with nanoe™ X technology
2. Smart control: Built-in Wi-Fi
3. Super-compact design
4. High comfort



 nanoe™ X

# Wall-mounted TZ super-compact

The perfect air conditioner for the smallest spaces in your home.  
TZ with R32 refrigerant powerful and efficient.

## 1 Air quality

- nanoe™ X technology with the benefits of hydroxyl radicals
- Acts to clean your air, so that the indoor environment can be a cleaner and more pleasant place to be all day long



## 2 Smart control

- Built-in Wi-Fi for instant connectivity, now with an easier and quicker set-up
- Advanced control via smartphone with Panasonic Comfort Cloud app.
- Compatible with Google Assistant and Amazon Alexa

## 3 Design

- Super-compact design, just 779 mm wide
- Chassis and parts designed for easier installation and servicing
- High class, easy-to-use remote control with backlight

## 4 High comfort

- Aerowings to control air draft direction
- Super Quiet! Only 20dB(A)

## nanoe™ X: improving protection 24/7

In today's health-conscious world, we care about taking exercise, we care about what we eat and what we touch, we also care about what we breathe – and technology exists to bring the benefits of good outdoor air, indoors.



**Acts to clean your air, so that the indoor environment can be a cleaner and more pleasant place to be all day long. nanoe™ X works together with heating or cooling function when you are at home and can work independently when you are away.**

Give the air conditioning the strength to increase the protection at home with nanoe™ X technology and convenient control via the Panasonic Comfort Cloud App.

### Cleans the air when you are away.

Leave the nanoe™ mode ON to inhibit certain pollutants and deodorise before you return home.

### Improves your environment when you are at home.

Enjoy a cleaner, comfortable space with loved ones.



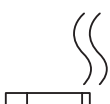
nanoe™ X



Find out more about nanoe™ X

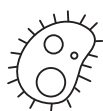
## 7 effects of nanoe™ X – Panasonic unique technology

Deodorises




Odours

Capacity to inhibit 5 types of pollutants



Bacteria and viruses



Mould



Allergens



Pollen



Hazardous substances



Skin and hair

**Technology for a high comfort**

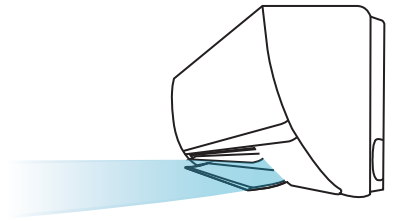
Panasonic's Aerowings feature incorporates two blades that concentrate air flow to cool you down in the shortest time possible. This also helps distribute cool air evenly throughout the room.



**Comfort that goes on and on with Shower Cooling.**

When the Aerowings twin blades direct air towards the ceiling they create the Shower Cooling effect. This ensures cool air is evenly distributed throughout the room and you can stay comfortable without experiencing continuous direct cooling.

Panasonic Air Conditioners with Aerowings feature an indoor design with wider intake grille and super-high fan speed to produce bigger air flow.



**Super-compact design**

The compact design of the indoor units have a width of just 779 mm. This allows for more installation possibilities, including the limited space above a door.

**Controller's intuitive design**

The easy-to-use remote controller features an ergonomic design. The controller's intuitive design provides easy operation with five quick access keys for convenient use.



**Advanced smart control and voice assistant**

Panasonic has dedicated time and resources to developing intelligent technology to improve the experience and offer a range of benefits. TZ is compatible with Panasonic Comfort Cloud app, which is designed to easily manage all system functions via your smart device.



**Internet control.**

Control and monitor your air conditioners anytime, anywhere.



Find out more about Comfort Cloud

**Monitor energy consumption.**

Check the energy consumption of each individual unit across different time intervals by comparing the energy usage patterns to maximise energy savings.



Pre-heat or cool spaces



Weekly timer



Error notifications



Multi-unit control

**nanoe™ X: improving protection 24/7\*.**

Switch on nanoe™ X mode with cooling OFF / ON and see the nanoe™ X coverage in your space through a simulation.




Download on the App Store



GET IT ON Google Play

**Easier Wi-Fi setup.**

The advanced built-in Wi-Fi setup enables secured and easier connection to Panasonic Comfort Cloud App by scanning the QR code.



Through the Panasonic Comfort Cloud App, TZ units can also be connected to some of the leading voice assistants on the market to further optimise air conditioning standard without having to lift a finger.

\* Google, Android, Google Play and Google Home are trademarks of Google LLC. Amazon, Alexa and all related logos are trademarks of Amazon.com, Inc. or its affiliates. Availability of Voice Assistant services varies depending on Country and Language. More information about set up procedures: [https://www.aircon.panasonic.eu/GB\\_en/happening/new-voice-control/](https://www.aircon.panasonic.eu/GB_en/happening/new-voice-control/)



## NEW Wall-mounted TZ super-compact · R32



Kit			KIT-TZ20-ZKE	KIT-TZ25-ZKE	KIT-TZ35-ZKE	KIT-TZ42-ZKE	KIT-TZ50-ZKE	KIT-TZ60-ZKE	KIT-TZ71-ZKE
Cooling capacity	Nominal (Min - Max)	kW	2,00 [0,75 - 2,50]	2,50 [0,85 - 3,00]	3,50 [0,85 - 4,00]	4,20 [0,85 - 4,60]	5,00 [0,98 - 5,60]	6,00 [0,98 - 6,60]	7,10 [0,98 - 8,40]
EER <sup>1)</sup>	Nominal (Min - Max)	W/W	4,08 [4,17 - 3,91]	3,85 [4,05 - 3,41]	3,57 [3,62 - 3,33]	3,36 [3,62 - 2,80]	3,13 [3,92 - 2,96]	3,24 [3,92 - 2,87]	3,23 [2,33 - 2,80]
<b>SEER <sup>2)</sup></b>			<b>7,00 A++</b>	<b>7,10 A++</b>	<b>6,80 A++</b>	<b>6,40 A++</b>	<b>6,90 A++</b>	<b>6,80 A++</b>	<b>6,20 A++</b>
Pdesign (cooling)		kW	2,0	2,5	3,5	4,2	5,0	6,0	7,1
Input power	Nominal (Min - Max)	kW	0,49 [0,18 - 0,64]	0,65 [0,21 - 0,88]	0,98 [0,24 - 1,20]	1,25 [0,24 - 1,64]	1,60 [0,25 - 1,89]	1,85 [0,25 - 2,30]	2,20 [0,42 - 3,00]
Annual energy consumption <sup>3)</sup>		kWh/a	100	123	180	230	254	309	401
Heating capacity	Nominal (Min - Max)	kW	2,70 [0,70 - 3,60]	3,30 [0,80 - 4,10]	4,00 [0,80 - 5,10]	5,00 [0,80 - 6,80]	5,80 [0,98 - 7,50]	7,00 [0,98 - 8,20]	8,20 [0,98 - 10,20]
Heating capacity at -7 °C		kW	2,14	2,70	3,30	3,90	4,62	4,90	6,31
COP <sup>1)</sup>	Nominal (Min - Max)	W/W	4,15 [4,24 - 3,53]	4,18 [4,21 - 3,66]	4,04 [4,10 - 3,70]	3,73 [4,10 - 3,33]	3,41 [4,67 - 3,26]	3,72 [4,67 - 3,57]	3,71 [2,45 - 3,29]
<b>SCOP <sup>2)</sup></b>			<b>4,60 A++</b>	<b>4,60 A++</b>	<b>4,60 A++</b>	<b>4,10 A+</b>	<b>4,50 A+</b>	<b>4,30 A+</b>	<b>4,10 A+</b>
Pdesign at -10 °C		kW	2,1	2,4	2,8	3,6	4,0	4,4	5,5
Input power	Nominal (Min - Max)	kW	0,65 [0,17 - 1,02]	0,79 [0,19 - 1,12]	0,99 [0,20 - 1,38]	1,34 [0,20 - 2,04]	1,70 [0,21 - 2,30]	1,88 [0,21 - 2,30]	2,21 [0,40 - 3,10]
Annual energy consumption <sup>3)</sup>		kWh/a	639	730	852	1229	1244	1433	1878
<b>Indoor unit</b>			<b>CS-TZ20ZKEW</b>	<b>CS-TZ25ZKEW</b>	<b>CS-TZ35ZKEW</b>	<b>CS-TZ42ZKEW</b>	<b>CS-TZ50ZKEW</b>	<b>CS-TZ60ZKEW</b>	<b>CS-TZ71ZKEW</b>
Power supply		V	230	230	230	230	230	230	230
Recommended fuse		A	16	16	16	16	16	20	20
Connection indoor / outdoor		mm <sup>2</sup>	4 x 1,5	4 x 1,5	4 x 1,5	4 x 1,5	4 x 2,5	4 x 2,5	4 x 2,5
Air flow	Cool / Heat	m <sup>3</sup> /min	9,9/10,4	11,0/11,5	11,8/12,3	12,5/13,2	12,5/13,2	18,4/19,4	19,0/19,9
Moisture removal volume		L/h	1,3	1,5	2	2,4	2,8	3,3	4,1
Sound pressure <sup>4)</sup>	Cool (Hi / Lo / Q-Lo)	dB(A)	37/25/20	40/26/20	42/30/20	44/31/25	44/37/33	45/37/34	47/38/35
	Heat (Hi / Lo / Q-Lo)	dB(A)	38/26/22	40/27/22	42/33/22	44/35/28	44/37/33	45/37/34	47/38/35
Dimension	H x W x D	mm	290 x 779 x 209	290 x 779 x 209	290 x 779 x 209	290 x 779 x 209	290 x 779 x 209	295 x 1040 x 244	295 x 1040 x 244
Net weight		kg	8	8	8	8	8	12	13
nanoe X Generator			Mark 1	Mark 1	Mark 1	Mark 1	Mark 1	Mark 1	Mark 1
<b>Outdoor unit</b>			<b>CU-TZ20ZKE</b>	<b>CU-TZ25ZKE</b>	<b>CU-TZ35ZKE</b>	<b>CU-TZ42ZKE</b>	<b>CU-TZ50ZKE</b>	<b>CU-TZ60ZKE</b>	<b>CU-TZ71ZKE</b>
Air flow	Cool / Heat	m <sup>3</sup> /min	29,7/29,7	30,0/28,9	28,7/29,7	31,0/31,3	32,7/32,7	34,4/35,6	44,7/45,8
Sound pressure <sup>4)</sup>	Cool / Heat (Hi)	dB(A)	46/47	47/48	48/50	49/51	48/49	49/51	52/54
Dimension <sup>5)</sup>	H x W x D	mm	542 x 780 x 289	542 x 780 x 289	542 x 780 x 289	542 x 780 x 289	619 x 824 x 299	619 x 824 x 299	695 x 875 x 320
Net weight		kg	24	25	29	31	35	35	45
Piping diameter	Liquid	Inch (mm)	1/4 [6,35]	1/4 [6,35]	1/4 [6,35]	1/4 [6,35]	1/4 [6,35]	1/4 [6,35]	1/4 [6,35]
	Gas	Inch (mm)	3/8 [9,52]	3/8 [9,52]	3/8 [9,52]	1/2 [12,70]	1/2 [12,70]	1/2 [12,70]	5/8 [15,88]
Pipe length range		m	3 - 15	3 - 15	3 - 15	3 - 15	3 - 20	3 - 30	3 - 30
Elevation difference (in / out)		m	15	15	15	15	15	15	20
Pre-charged pipe length		m	7,5	7,5	7,5	7,5	10	10	10
Additional gas amount		g/m	10	10	10	10	15	15	25
Refrigerant (R32) / CO <sub>2</sub> Eq.		kg / T	0,52/0,35	0,61/0,41	0,67/0,45	0,79/0,53	1,07/0,72	1,22/0,82	1,35/0,91
Operating range	Cool Min - Max	°C	-10 ~ +43	-10 ~ +43	-10 ~ +43	-10 ~ +43	-10 ~ +43	-10 ~ +43	-10 ~ +43
	Heat Min - Max	°C	-15 ~ +24	-15 ~ +24	-15 ~ +24	-15 ~ +24	-15 ~ +24	-15 ~ +24	-15 ~ +24

1) EER and COP calculation is based in accordance to EN14511. 2) Energy Label Scale from A+++ to D. 3) The annual energy consumption is calculated in accordance to EU/626/2011. 4) The sound pressure of the indoor unit shows the value measured of a position of 1 m in front of the main body and 0,8 m below the unit. For outdoor unit 1 m in front and 1 m in rear side of main body. The sound pressure is measured in accordance with JIS C 9612. Q-Lo: Quiet mode. Lo: The lowest set fan speed. 5) Add 70 mm for piping port.

### Accessories

<b>CZ-CAPRA1</b>	RAC interface adapter for integration into S-Link
<b>CZ-RD517C</b>	Wired remote controller for wall-mounted and floor console



SEER and SCOP: For KIT-TZ25-ZKE. SUPER QUIET: For KIT-TZ20-ZKE, KIT-TZ25-ZKE and KIT-TZ35-ZKE. INTERNET CONTROL: Built-in Wi-Fi.

# Panasonic®

To find out how Panasonic cares for you, log on to:  
[www.aircon.panasonic.eu/GN\\_En](http://www.aircon.panasonic.eu/GN_En)

Panasonic Heating & Ventilation, Air Conditioning Ltd  
 Building 3, Albany Place, Hydeaway, Welwyn Garden City  
 AL7 3BG



heating & cooling solutions