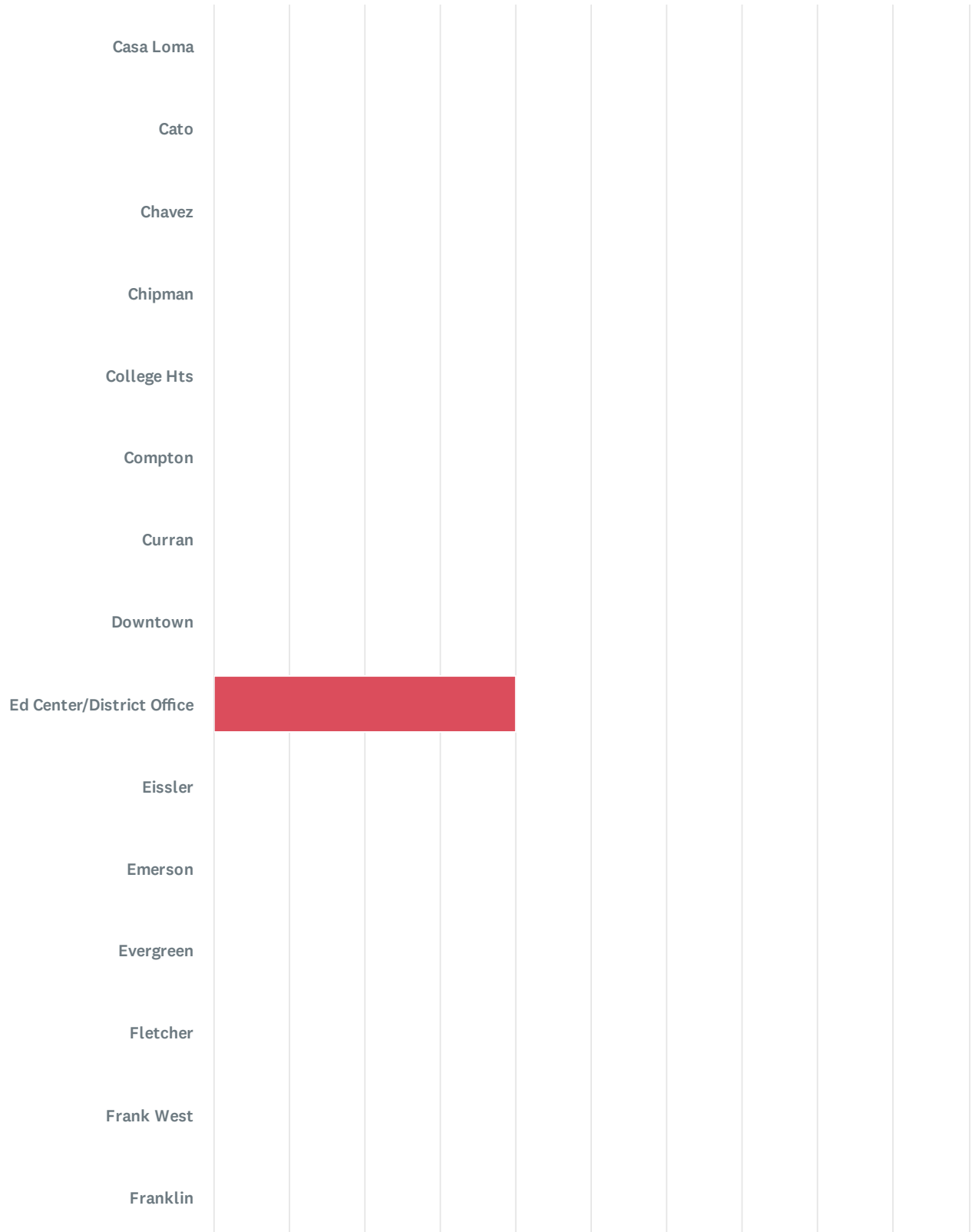
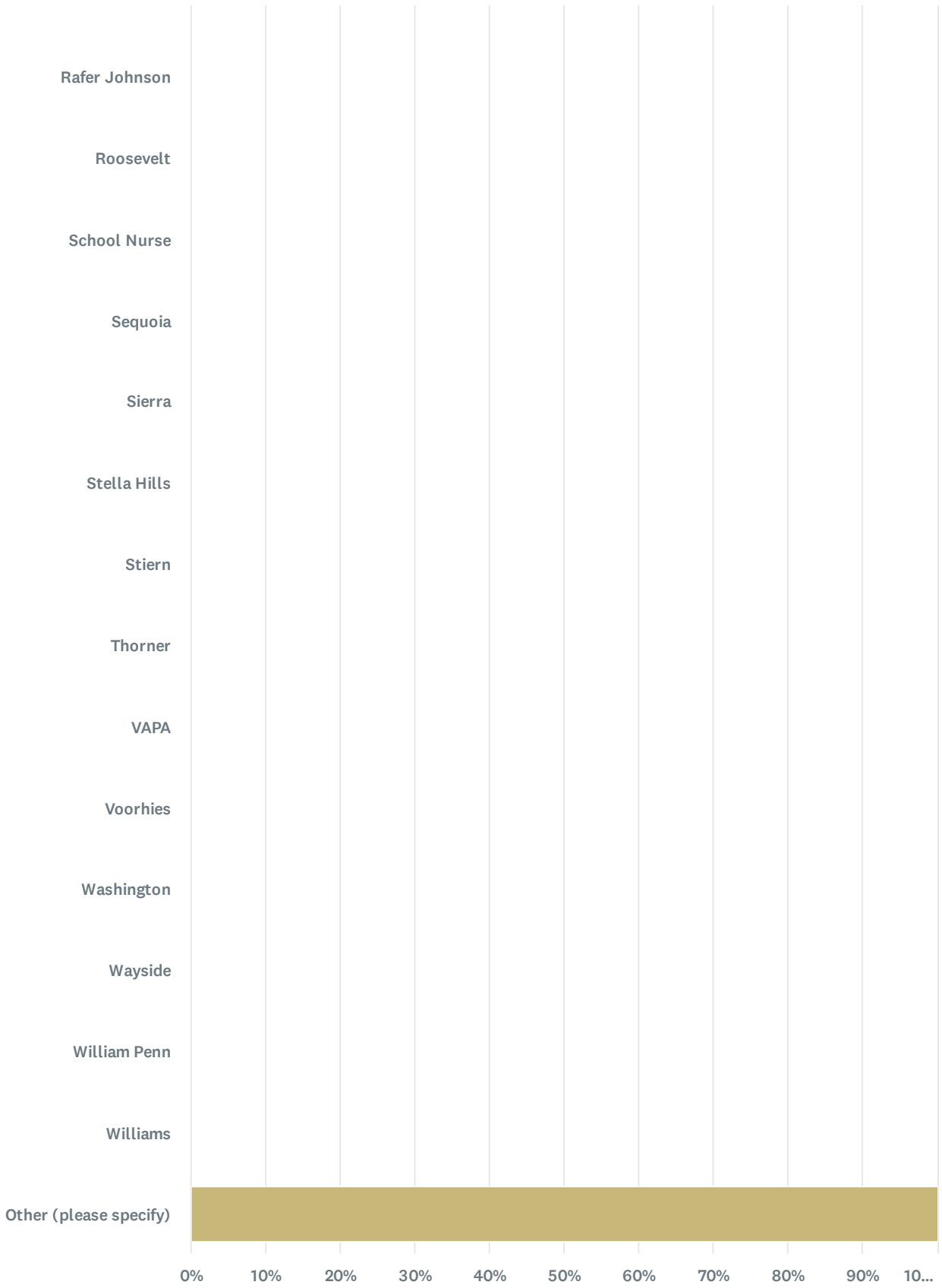


Q1 School Site (If you work at multiple sites, choose your home site OR complete a survey for each site at which you spend significant time.)

Answered: 5 Skipped: 0

























2025-2026 BETA Administration/Site Climate Survey

























Answer Choices	Percentage	Responses
Total		7

2025-2026 BETA Administration/Site Climate Survey

Answer Choices	Percentage	Responses
 Casa Loma	0%	0
 Cato	0%	0
 Chavez	0%	0
 Chipman	0%	0
 College Hts	0%	0
 Compton	0%	0
 Curran	0%	0
 Downtown	0%	0
 Ed Center/District Office	40.00%	2
 Eissler	0%	0
 Emerson	0%	0
 Evergreen	0%	0
 Fletcher	0%	0
 Frank West	0%	0
 Franklin	0%	0
 Fremont	0%	0
 Garza	0%	0
 Harding	0%	0
 Harris	0%	0
 Horace Mann	0%	0
 Hort	0%	0
 Jefferson	0%	0
Total		7

2025-2026 BETA Administration/Site Climate Survey

Answer Choices	Percentage	Responses
 Lincoln Jr. High	0%	0
 Longfellow	0%	0
 McKinley	0%	0
 MLK	0%	0
 Mt.Vernon	0%	0
 Munsey	0%	0
 Nichols	0%	0
 Noble	0%	0
 Owens Elementary	0%	0
 Pauly	0%	0
 Pioneer	0%	0
 Rafer Johnson	0%	0
 Roosevelt	0%	0
 School Nurse	0%	0
 Sequoia	0%	0
 Sierra	0%	0
 Stella Hills	0%	0
 Stiern	0%	0
 Thorner	0%	0
 VAPA	0%	0
 Voorhies	0%	0
 Washington	0%	0
Total		7

2025-2026 BETA Administration/Site Climate Survey

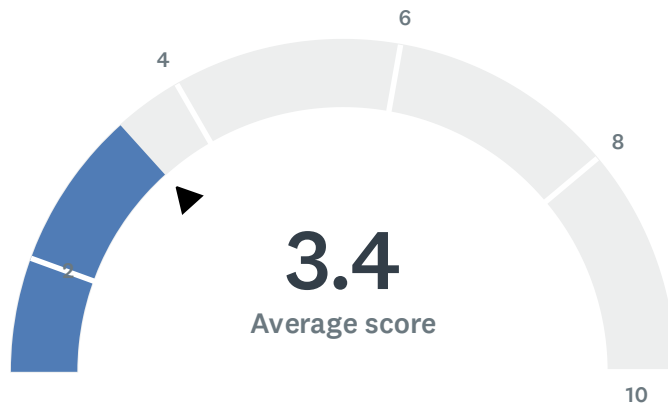
Answer Choices	Percentage	Responses
 Wayside	0%	0
 William Penn	0%	0
 Williams	0%	0
 Other (please specify) Show responses	100.00%	5
Total		7

2025-2026 BETA Administration/Site Climate Survey

#	OTHER (PLEASE SPECIFY)	DATE
1	Pre-K	
2	Special Education Office	
3	Special education office	
4	ELP	
5	Roosevelt (it wouldn't let me select a site)	

Q2 Site administration is sensitive to the needs of students, staff, and the community.

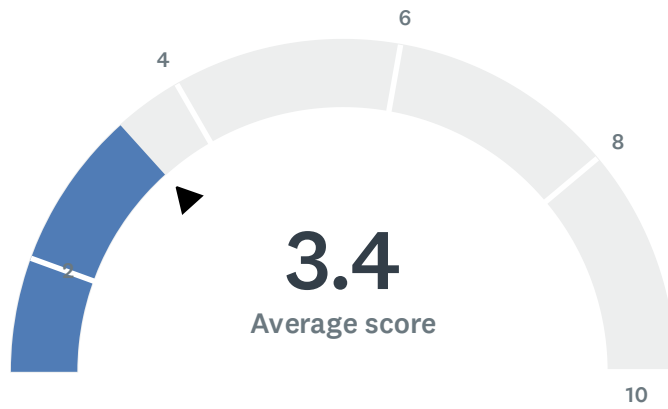
Answered: 5 Skipped: 0



Basic statistics (i)				
Minimum	Maximum	Median	Mean	Standard Deviation
1.00	10.00	2.00	3.40	3.38

Q3 Site administration treats staff with respect; you feel like a valued member of a team.

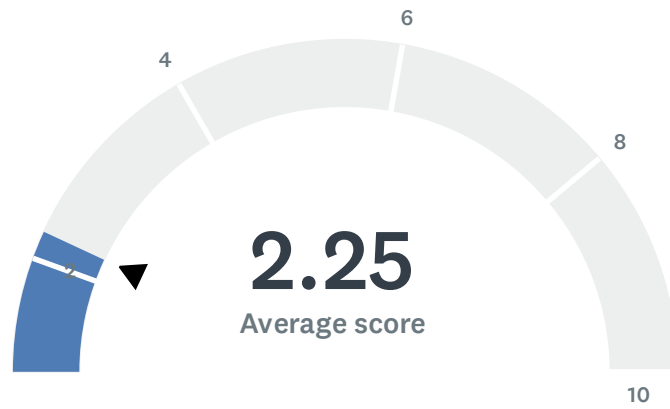
Answered: 5 Skipped: 0



Basic statistics (i)				
Minimum	Maximum	Median	Mean	Standard Deviation
1.00	10.00	2.00	3.40	3.38

Q4 Site administration conducts classroom visits in the least disruptive manner and leaves timely feedback (within 48 hours).

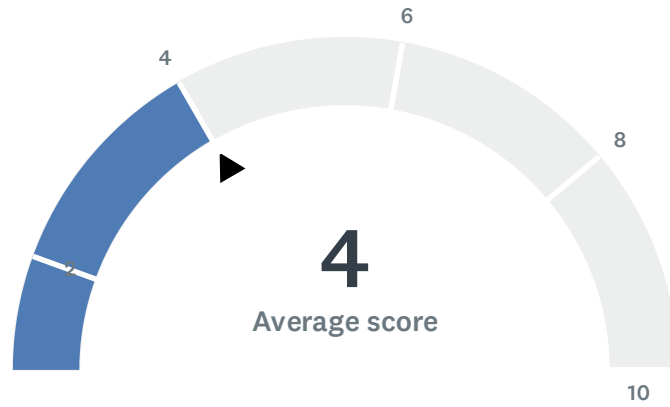
Answered: 4 Skipped: 1



Basic statistics (i)				
Minimum	Maximum	Median	Mean	Standard Deviation
1.00	6.00	1.00	2.25	2.17

Q5 Site administration follows the contract and respects personal rights.

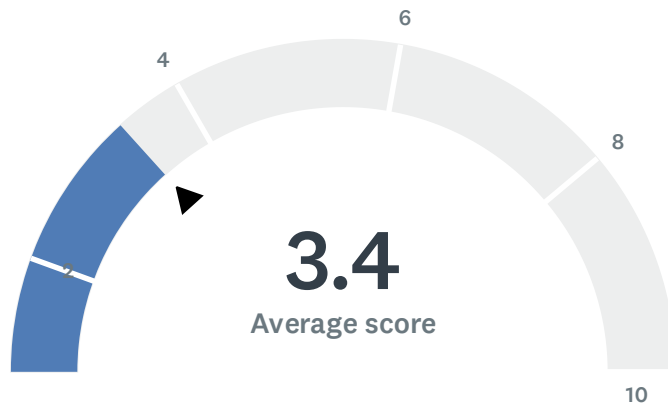
Answered: 5 Skipped: 0



Basic statistics ⓘ				
Minimum	Maximum	Median	Mean	Standard Deviation
1.00	10.00	3.00	4.00	3.35

Q6 Administration utilizes staff according to their job description (ie. Coaches, APL's, Specialists & Staff).

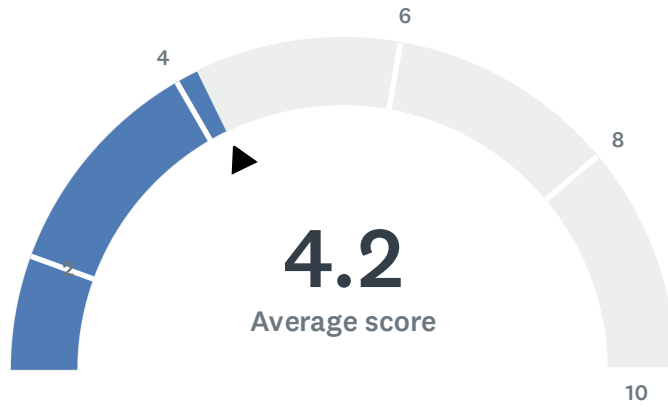
Answered: 5 Skipped: 0



Basic statistics (i)				
Minimum	Maximum	Median	Mean	Standard Deviation
1.00	10.00	1.00	3.40	3.50

Q7 Administration maintains open communication with staff, parents, and students.

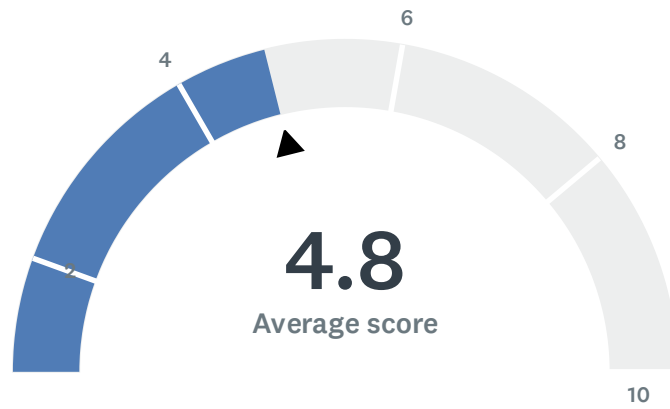
Answered: 5 Skipped: 0



Basic statistics (i)				
Minimum	Maximum	Median	Mean	Standard Deviation
1.00	10.00	3.00	4.20	3.19

Q8 Administration supports staff against attacks and criticism from parents.

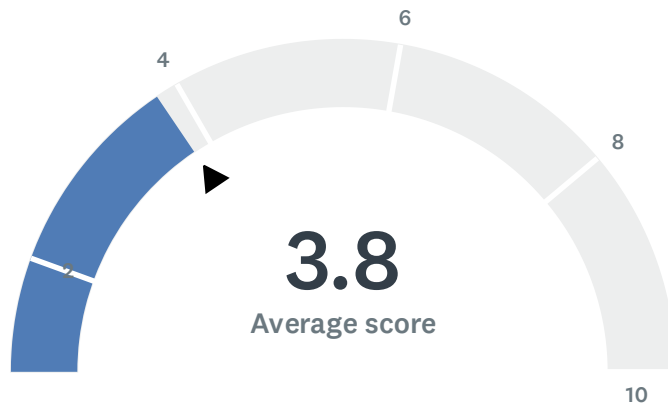
Answered: 5 Skipped: 0



Basic statistics ⓘ				
Minimum	Maximum	Median	Mean	Standard Deviation
1.00	10.00	5.00	4.80	3.49

Q9 Site administration treats all teachers equally; there is no preferential treatment.

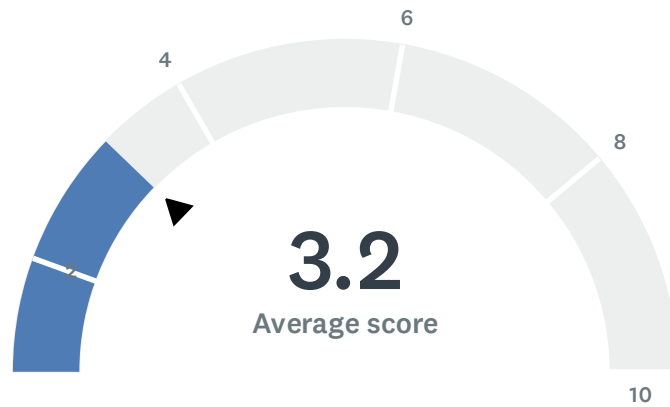
Answered: 5 Skipped: 0



Basic statistics ⓘ				
Minimum	Maximum	Median	Mean	Standard Deviation
1.00	10.00	3.00	3.80	3.31

Q10 Site administration has been supportive and minimizes additional stress.

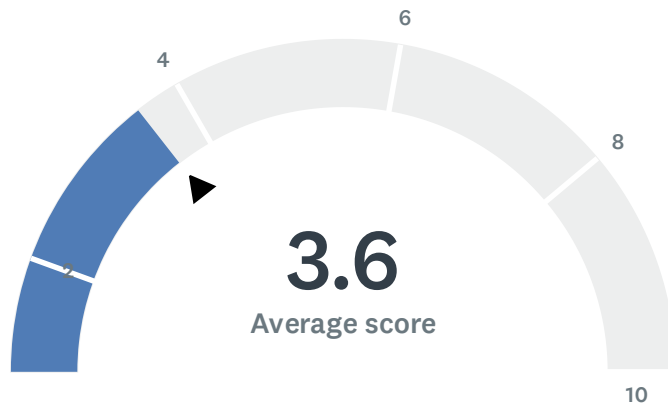
Answered: 5 Skipped: 0



Basic statistics (i)				
Minimum	Maximum	Median	Mean	Standard Deviation
1.00	10.00	1.00	3.20	3.49

Q11 Administration communicates expectations and information in an effective and timely manner.

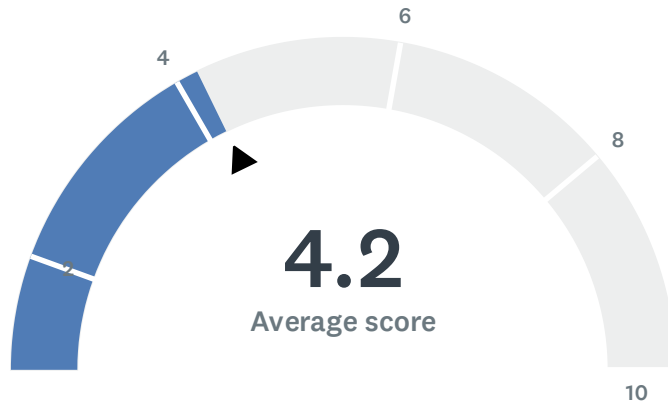
Answered: 5 Skipped: 0



Basic statistics (i)				
Minimum	Maximum	Median	Mean	Standard Deviation
1.00	10.00	2.00	3.60	3.38

Q12 Your site administration ensures positive working conditions at your worksite.

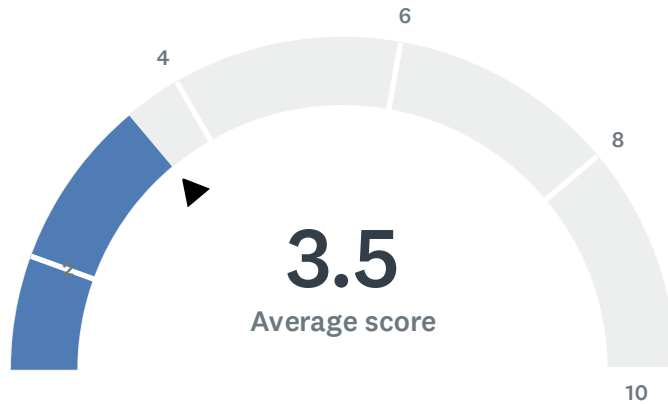
Answered: 5 Skipped: 0



Basic statistics (i)				
Minimum	Maximum	Median	Mean	Standard Deviation
1.00	10.00	3.00	4.20	3.43

Q13 Site administration is thoughtful/smart when calling "Inclement Weather" (rainy day, extreme temperatures, too windy, air quality, etc.) schedule.

Answered: 4 Skipped: 1



Basic statistics (i)				
Minimum	Maximum	Median	Mean	Standard Deviation
1.00	10.00	1.50	3.50	3.77

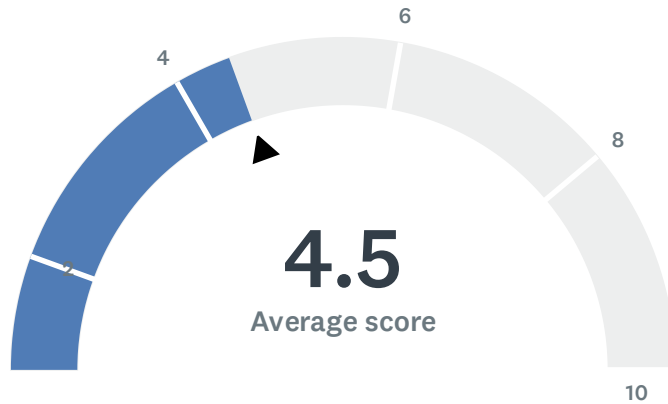
Q14 Do you have any comments, thoughts, or concerns about site administration?

Answered: 4 Skipped: 1

#	RESPONSES
1	I filled this out based on Storiann Camps she over see Pre-k. I have no problem with my school site, its Storiann that show no support.
2	Site administrators and coordinators are not respectful and do not value the skills and capacity the coaches and program specialist have.
3	Special education new admin micromanaging staff and reassigning staff to duties. Behavior management aides reassigned as one on ones rather than supporting program needs. Favoritism for one coordinator and it is impacting staff morale in a very bad way.
4	This may come off as disgruntled, but it's really just the truth. This principal lies, only cares about her image, does not care about her staff. Everyone at the district knows this. Teachers have voiced this for years....When half the teachers leave after the first year under her and another third leave after the second, there might be a problem. The only reason most staff stay now, is because we all truly enjoy working with each other.

Q15 Site staff is involved in setting school policies and budgetary priorities.

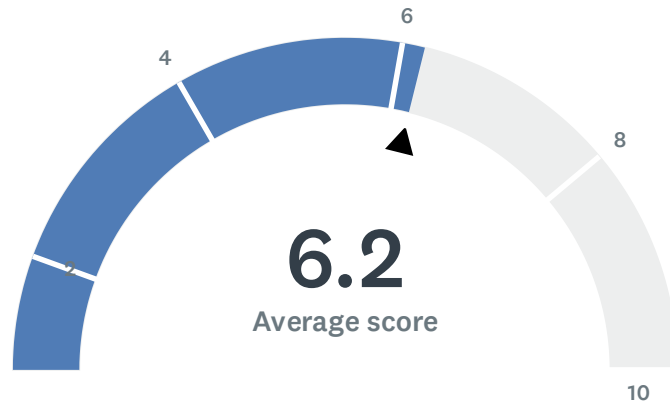
Answered: 4 Skipped: 1



Basic statistics ⓘ				
Minimum	Maximum	Median	Mean	Standard Deviation
1.00	10.00	3.50	4.50	3.77

Q16 Site meetings are productive and not excessive.

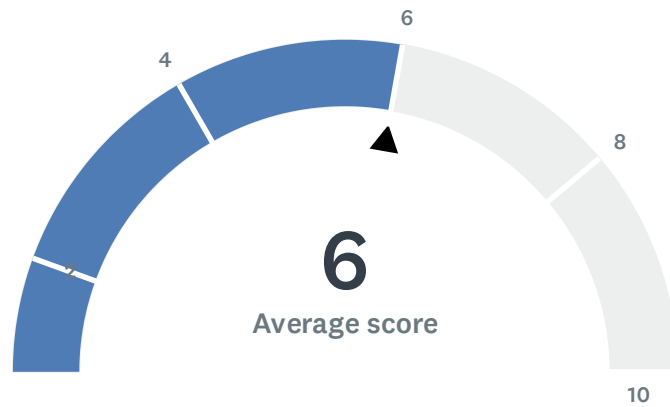
Answered: 5 Skipped: 0



Basic statistics (i)				
Minimum	Maximum	Median	Mean	Standard Deviation
2.00	10.00	7.00	6.20	2.64

Q17 Meetings, 504s, and/or IEPs scheduled outside of contractually guaranteed planning/preparation time?

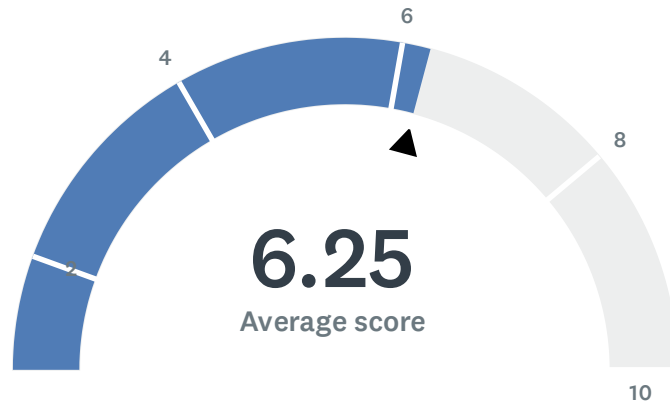
Answered: 5 Skipped: 0



Basic statistics (i)				
Minimum	Maximum	Median	Mean	Standard Deviation
1.00	10.00	6.00	6.00	3.03

Q18 My site receives daily, consecutive, uninterrupted planning/preparation time. (30 minutes / 40 minutes)

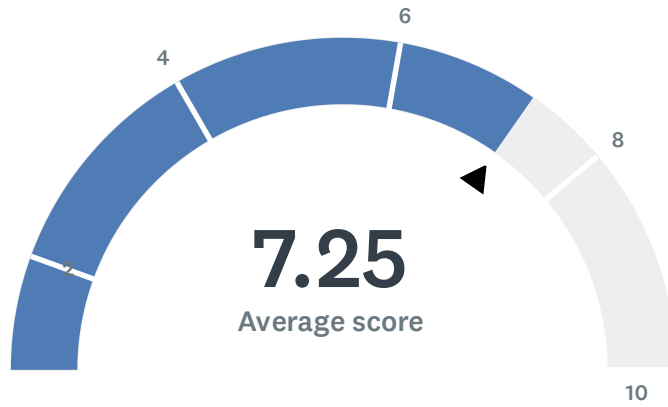
Answered: 4 Skipped: 1



Basic statistics (i)				
Minimum	Maximum	Median	Mean	Standard Deviation
1.00	10.00	7.00	6.25	3.90

Q19 Staff is given time (on duty) to input district-required data (i.e., Benchmarks, Dibels, CFAs, Report Cards, etc.).

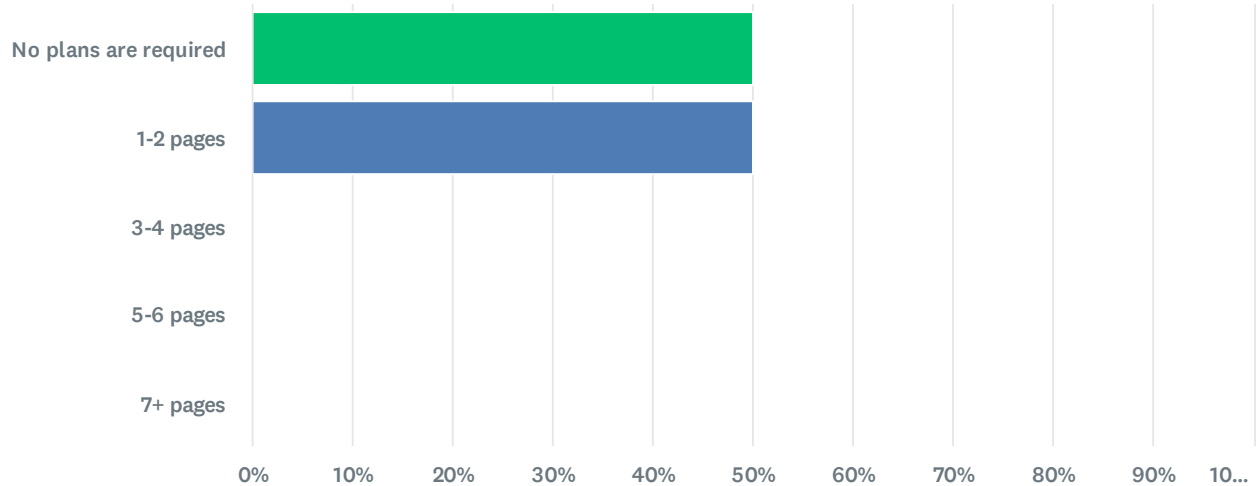
Answered: 4 Skipped: 1



Basic statistics (i)				
Minimum	Maximum	Median	Mean	Standard Deviation
4.00	10.00	7.50	7.25	2.38

Q20 Teachers are required to submit complete, but not excessively lengthy lesson plans.

Answered: 2 Skipped: 3



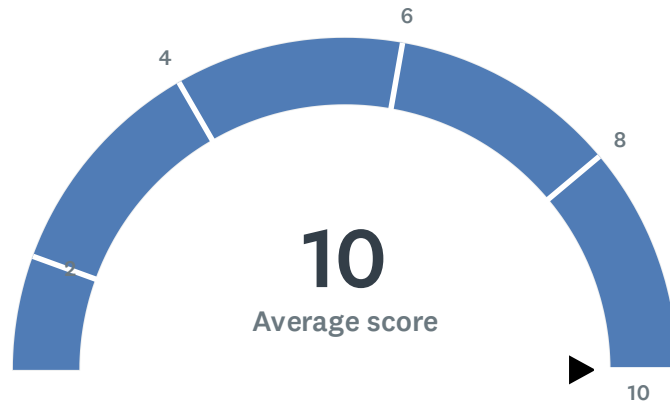
Answer Choices	Percentage	Responses
● No plans are required	50.00%	1
● 1-2 pages	50.00%	1
● 3-4 pages	0%	0
● 5-6 pages	0%	0
● 7+ pages	0%	0
Show comments		
Total		2

2025-2026 BETA Administration/Site Climate Survey

#	COMMENT	
1	Coaches are at times expected to provide lesson plans but teachers on campus are not being held to the same expectation.	
2	Yes the lessons we write for afterschool program. They are fair and not excessive. We are given plenty of time to complete them	
3	3-4 pages	

Q21 Staff (teachers and/or coaches) have recess duty.

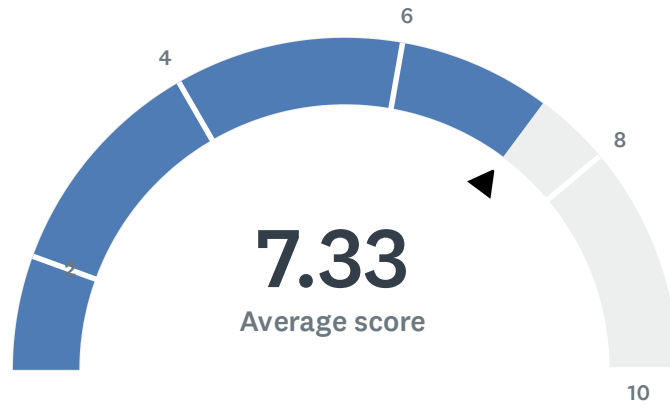
Answered: 3 Skipped: 2



Basic statistics ⓘ				
Minimum	Maximum	Median	Mean	Standard Deviation
10.00	10.00	10.00	10.00	0.00

Q22 Staff (teachers and/or coaches) have bus (arrival/dismissal) duty.

Answered: 3 Skipped: 2



Basic statistics ⓘ				
Minimum	Maximum	Median	Mean	Standard Deviation
2.00	10.00	10.00	7.33	3.77

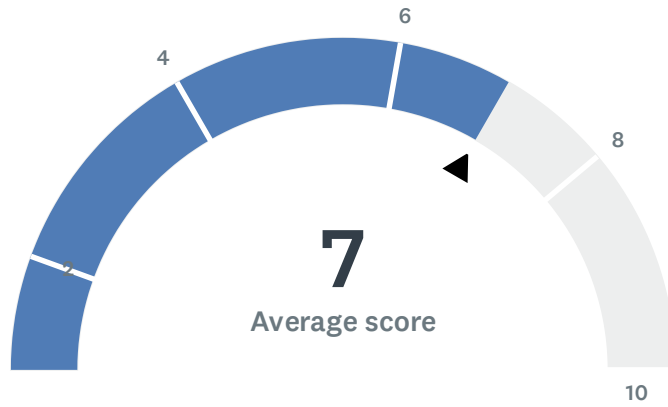
Q23 Do you have any comments, thoughts, or concerns about site operations, duties, and responsibilities?

Answered: 5 Skipped: 0

#	RESPONSES
1	Pre-k is only given 10mins at the start and end of each day for planning
2	Coaches are called to cover classrooms and expected to change schedules and then reprimanded for changes in schedule.
3	Special education Meetings frequently canceled last minute or the night before. Emails sent late at night, texts too. Bad time management and schedule management that impacts schedules of support staff
4	Some of these questions are N/A
5	Money in the budget is moved around at her whim, (after it's been voted on).

Q24 Staff and students feel safe.

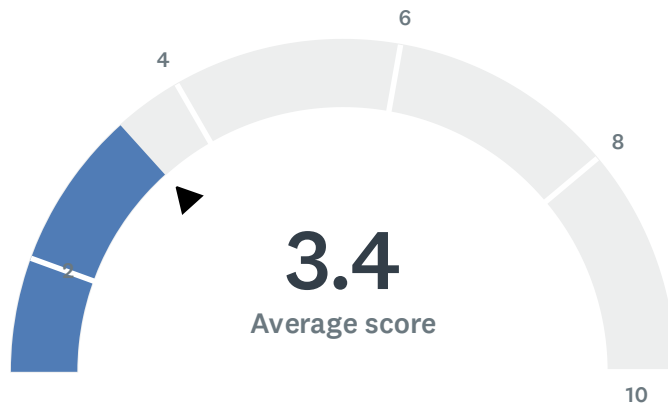
Answered: 5 Skipped: 0



Basic statistics (i)				
Minimum	Maximum	Median	Mean	Standard Deviation
1.00	10.00	9.00	7.00	3.52

Q25 Administration has been helpful and supportive regarding student discipline.

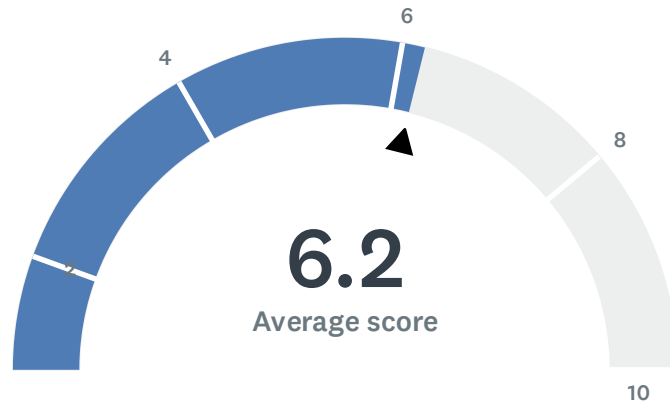
Answered: 5 Skipped: 0



Basic statistics (i)				
Minimum	Maximum	Median	Mean	Standard Deviation
1.00	10.00	1.00	3.40	3.50

Q26 Teachers have been given or trained to use effective tools to improve behavior.

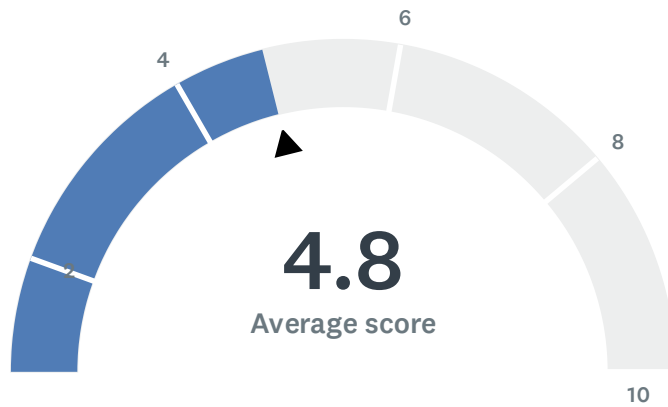
Answered: 5 Skipped: 0



Basic statistics (i)				
Minimum	Maximum	Median	Mean	Standard Deviation
2.00	10.00	7.00	6.20	2.64

Q27 Administration supports classroom discipline procedures and follows District discipline guidelines.

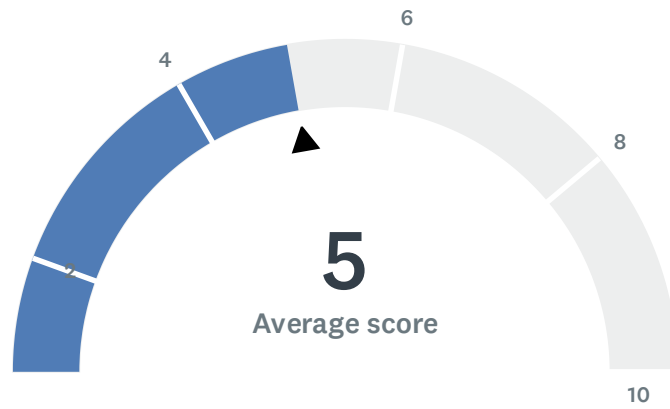
Answered: 5 Skipped: 0



Basic statistics (i)				
Minimum	Maximum	Median	Mean	Standard Deviation
1.00	10.00	5.00	4.80	3.19

Q28 When ODRs (office disciplinary referrals) are written, the teacher's word is valued and trusted.

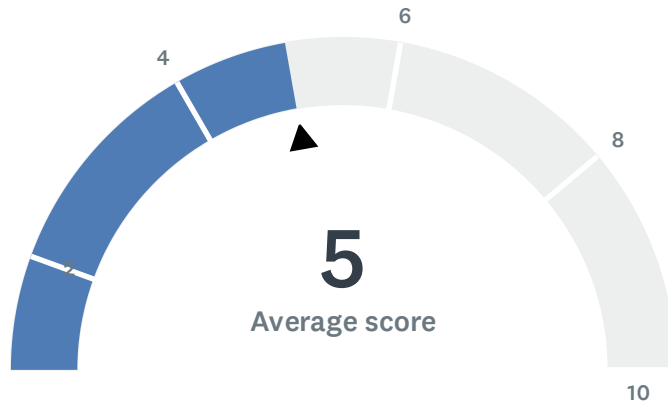
Answered: 3 Skipped: 2



Basic statistics (i)				
Minimum	Maximum	Median	Mean	Standard Deviation
1.00	10.00	4.00	5.00	3.74

Q29 My site has a positive atmosphere.

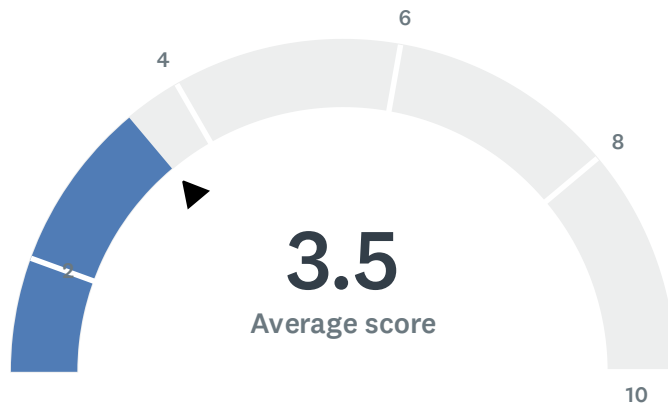
Answered: 4 Skipped: 1



Basic statistics (i)				
Minimum	Maximum	Median	Mean	Standard Deviation
1.00	10.00	4.50	5.00	3.24

Q30 I would recommend my site to other employees and prospective teachers.

Answered: 4 Skipped: 1



Basic statistics (i)				
Minimum	Maximum	Median	Mean	Standard Deviation
1.00	10.00	1.50	3.50	3.77

Q31 Do you have any final comments, thoughts, or concerns about PBIS, Discipline, and/or Site Atmosphere?

Answered: 3 Skipped: 2

#	RESPONSES	
1	Multiple staff have been hurt and no empathy from site administrators was shown.	
2	Two teachers assaulted causing trauma to head/face. No discussion of safety or plans of how this will be handled or how to best plan for what to do if situation occurs again. Ed code not being followed and putting staff at risk.	
3	I don't put full blame on admin. Parents need to step up.	

Q32 Do you have any overall comments about your site and/or its administration?

Answered: 3 Skipped: 2

#	RESPONSES
1	There's a lot of favoritism that occurs in the sped office specifically with certain coordinators.
2	Approachable but not addressing the true needs of department. Not using the resources and strengths of the team. Micromanaging. We did a mid year SWOT and issues still not addressed
3	Our site is positive because of our phenomenal staff, not because of admin.