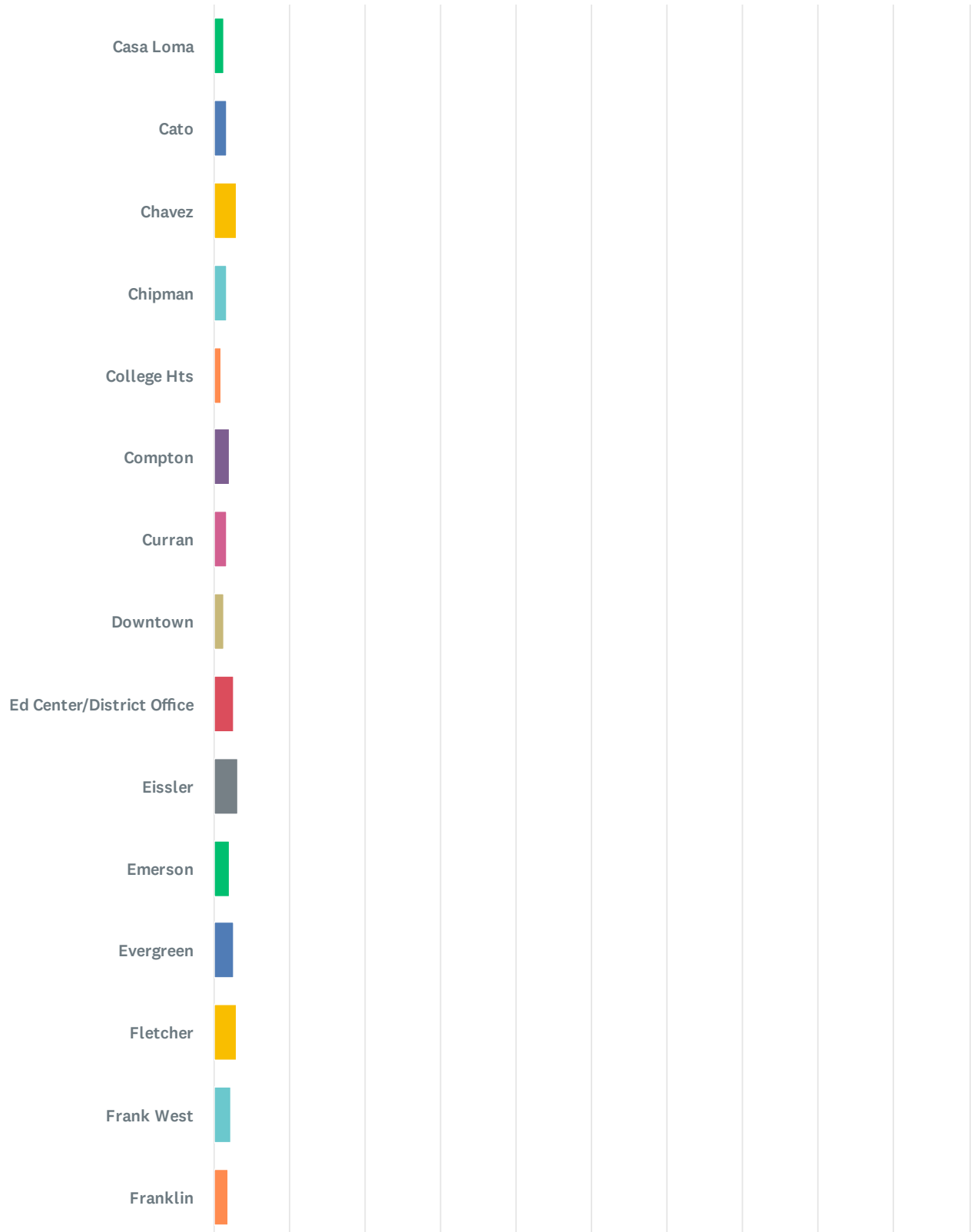
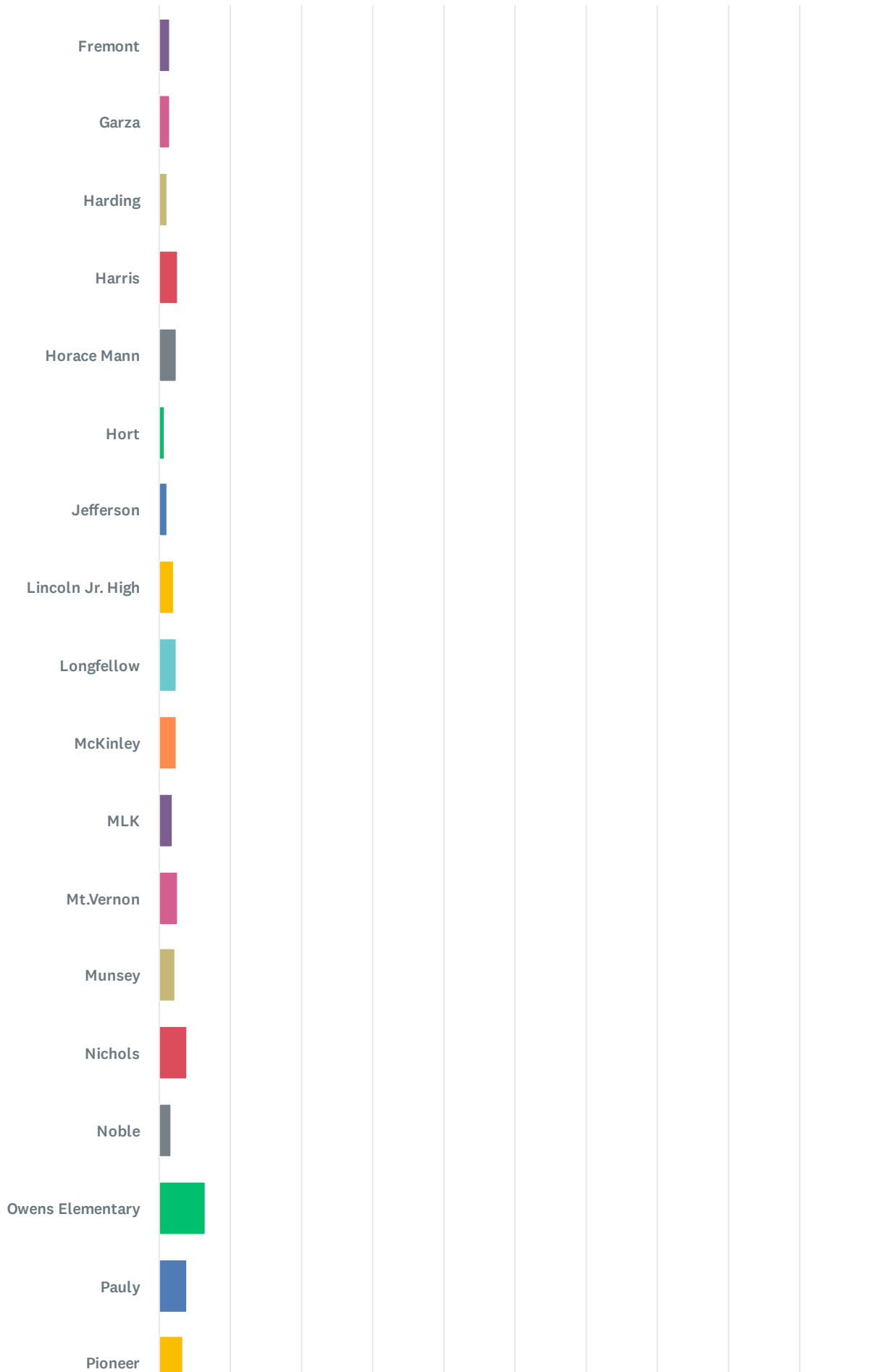


Q1 School Site (If you work at multiple sites, choose your home site OR complete a survey for each site at which you spend significant time.)

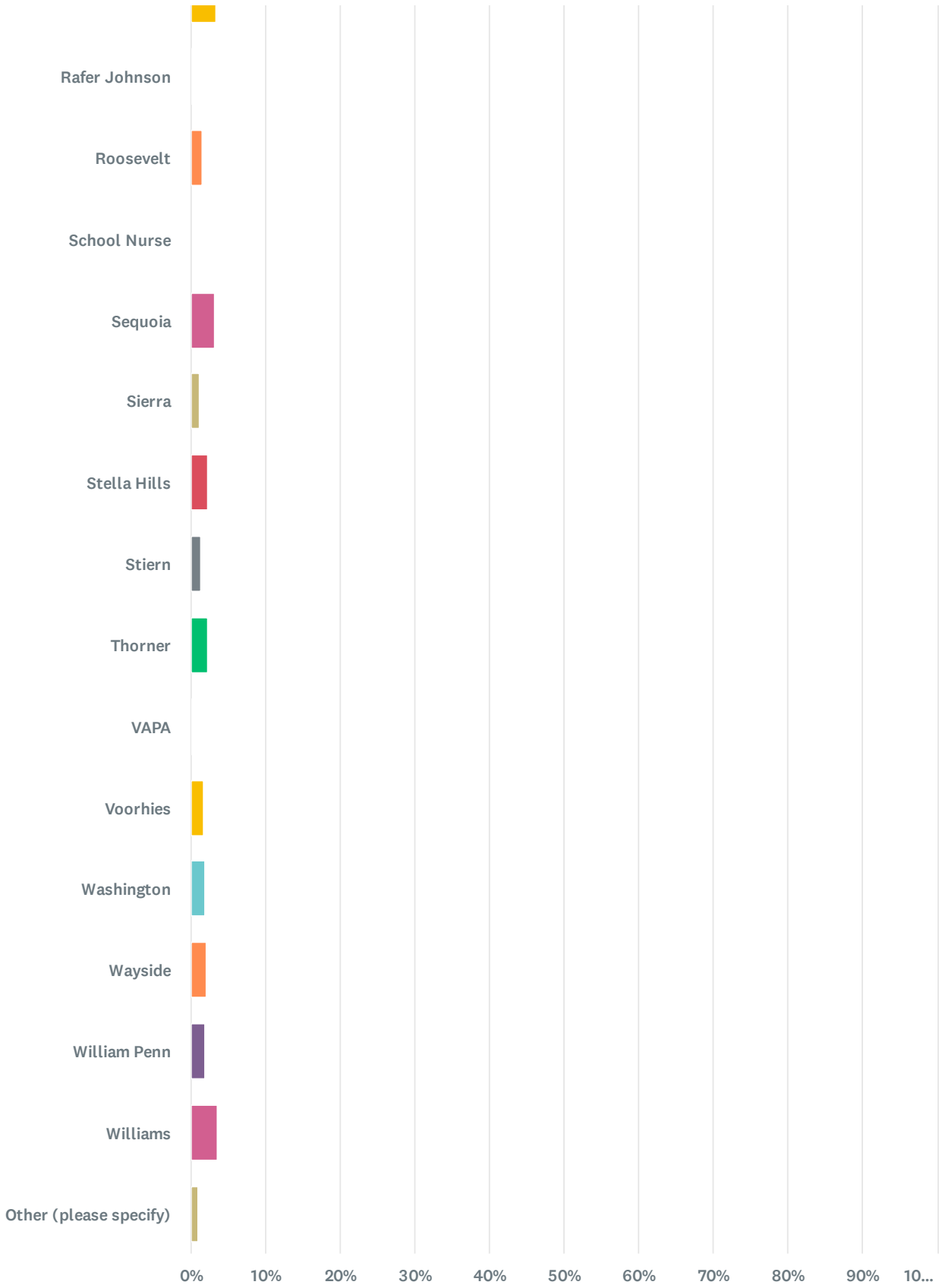
Answered: 528 Skipped: 0



2025-2026 BETA Administration/Site Climate Survey

























2025-2026 BETA Administration/Site Climate Survey



Answer Choices	Percentage	Responses
Total		530

2025-2026 BETA Administration/Site Climate Survey

Answer Choices	Percentage	Responses
 Casa Loma	1.33%	7
 Cato	1.70%	9
 Chavez	3.03%	16
 Chipman	1.70%	9
 College Hts	0.95%	5
 Compton	2.08%	11
 Curran	1.70%	9
 Downtown	1.33%	7
 Ed Center/District Office	2.65%	14
 Eissler	3.22%	17
 Emerson	2.08%	11
 Evergreen	2.65%	14
 Fletcher	3.03%	16
 Frank West	2.27%	12
 Franklin	1.89%	10
 Fremont	1.52%	8
 Garza	1.52%	8
 Harding	1.14%	6
 Harris	2.65%	14
 Horace Mann	2.46%	13
 Hort	0.76%	4
 Jefferson	1.14%	6
Total		530

2025-2026 BETA Administration/Site Climate Survey

Answer Choices	Percentage	Responses
● Lincoln Jr. High	2.08%	11
● Longfellow	2.46%	13
● McKinley	2.46%	13
● MLK	1.89%	10
● Mt.Vernon	2.65%	14
● Munsey	2.27%	12
● Nichols	3.98%	21
● Noble	1.70%	9
● Owens Elementary	6.44%	34
● Pauly	3.98%	21
● Pioneer	3.41%	18
● Rafer Johnson	0.19%	1
● Roosevelt	1.52%	8
● School Nurse	0%	0
● Sequoia	3.22%	17
● Sierra	1.14%	6
● Stella Hills	2.27%	12
● Stiern	1.33%	7
● Thorner	2.27%	12
● VAPA	0.19%	1
● Voorhies	1.70%	9
● Washington	1.89%	10
Total		530

2025-2026 BETA Administration/Site Climate Survey

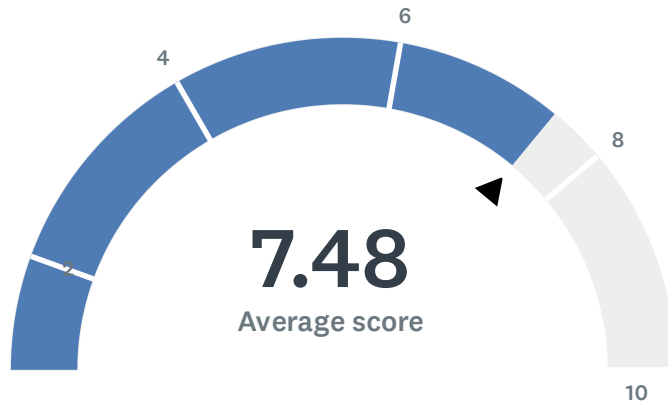
Answer Choices	Percentage	Responses
 Wayside	2.08%	11
 William Penn	1.89%	10
 Williams	3.60%	19
 Other (please specify) Show responses	0.95%	5
Total		530

2025-2026 BETA Administration/Site Climate Survey

#	OTHER (PLEASE SPECIFY)
1	Pre-K
2	Special Education Office
3	Special education office
4	ELP
5	Roosevelt (it wouldn't let me select a site)

Q2 Site administration is sensitive to the needs of students, staff, and the community.

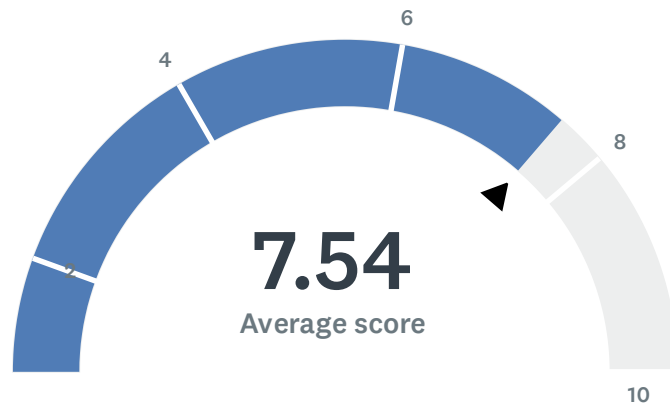
Answered: 521 Skipped: 7



Basic statistics (i)				
Minimum	Maximum	Median	Mean	Standard Deviation
1.00	10.00	8.00	7.48	2.72

Q3 Site administration treats staff with respect; you feel like a valued member of a team.

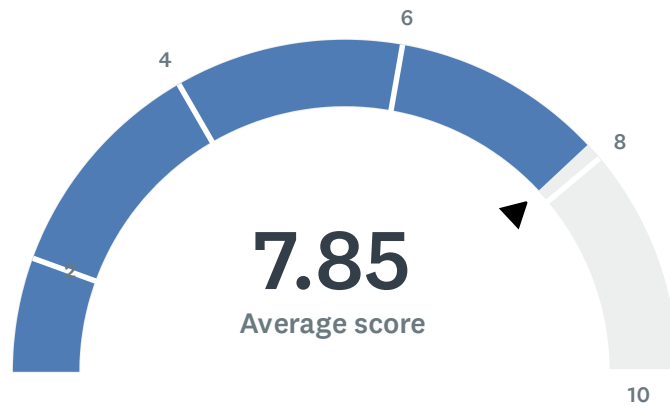
Answered: 520 Skipped: 8



Basic statistics (i)				
Minimum	Maximum	Median	Mean	Standard Deviation
1.00	10.00	9.00	7.54	3.03

Q4 Site administration conducts classroom visits in the least disruptive manner and leaves timely feedback (within 48 hours).

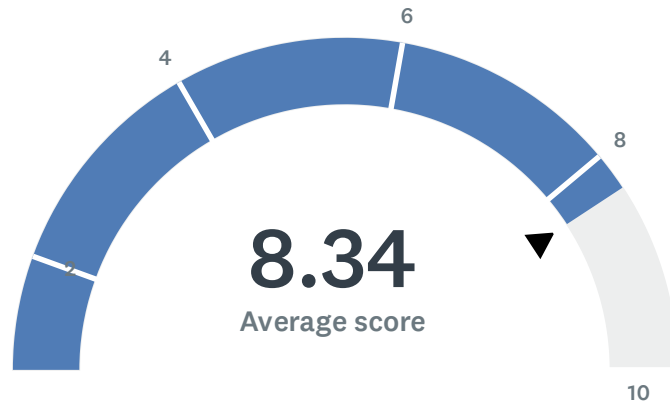
Answered: 508 Skipped: 20



Basic statistics (i)				
Minimum	Maximum	Median	Mean	Standard Deviation
1.00	10.00	9.00	7.85	2.71

Q5 Site administration follows the contract and respects personal rights.

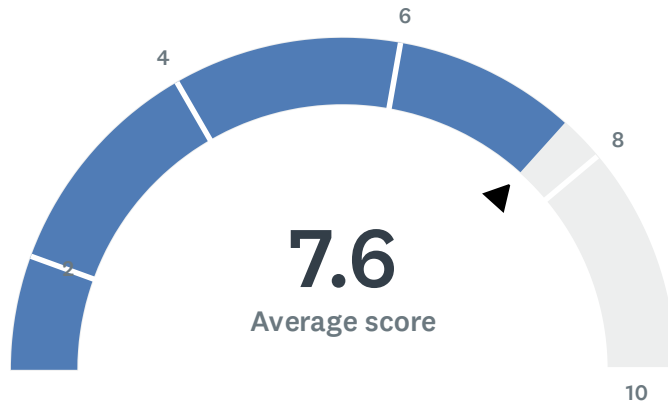
Answered: 520 Skipped: 8



Basic statistics ⓘ				
Minimum	Maximum	Median	Mean	Standard Deviation
1.00	10.00	10.00	8.34	2.52

Q7 Administration maintains open communication with staff, parents, and students.

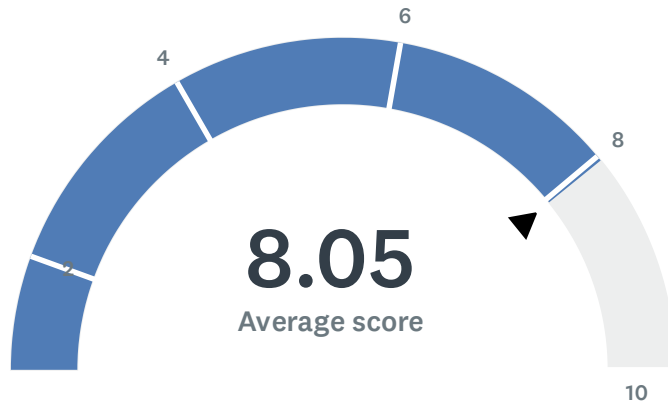
Answered: 520 Skipped: 8



Basic statistics (i)				
Minimum	Maximum	Median	Mean	Standard Deviation
1.00	10.00	9.00	7.60	2.85

Q8 Administration supports staff against attacks and criticism from parents.

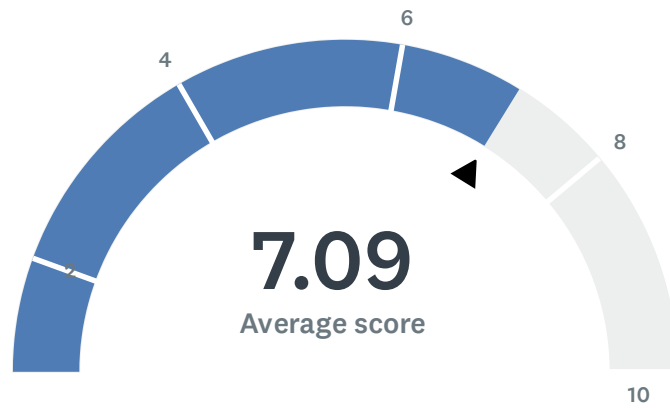
Answered: 513 Skipped: 15



Basic statistics (i)				
Minimum	Maximum	Median	Mean	Standard Deviation
1.00	10.00	9.00	8.05	2.61

Q9 Site administration treats all teachers equally; there is no preferential treatment.

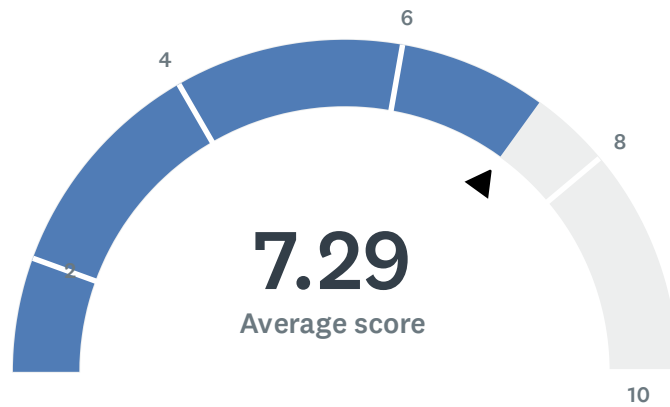
Answered: 518 Skipped: 10



Basic statistics (i)				
Minimum	Maximum	Median	Mean	Standard Deviation
1.00	10.00	8.00	7.09	3.22

Q10 Site administration has been supportive and minimizes additional stress.

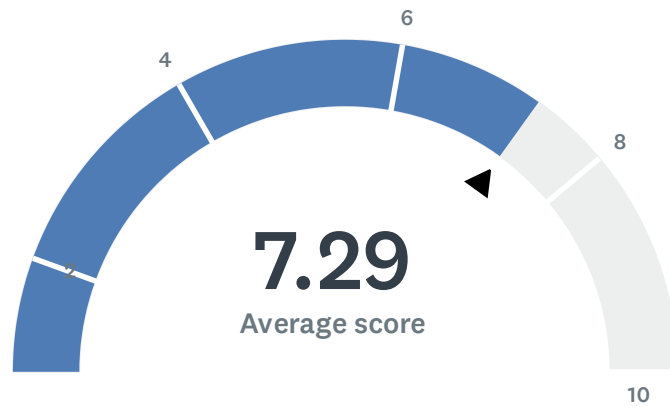
Answered: 516 Skipped: 12



Basic statistics (i)				
Minimum	Maximum	Median	Mean	Standard Deviation
1.00	10.00	8.00	7.29	3.09

Q11 Administration communicates expectations and information in an effective and timely manner.

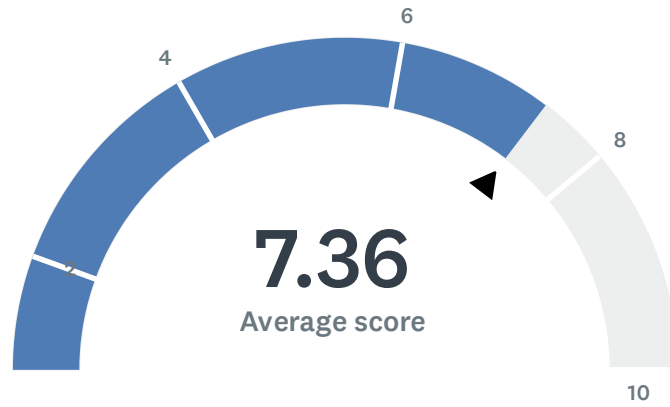
Answered: 519 Skipped: 9



Basic statistics (i)				
Minimum	Maximum	Median	Mean	Standard Deviation
1.00	10.00	8.00	7.29	2.97

Q12 Your site administration ensures positive working conditions at your worksite.

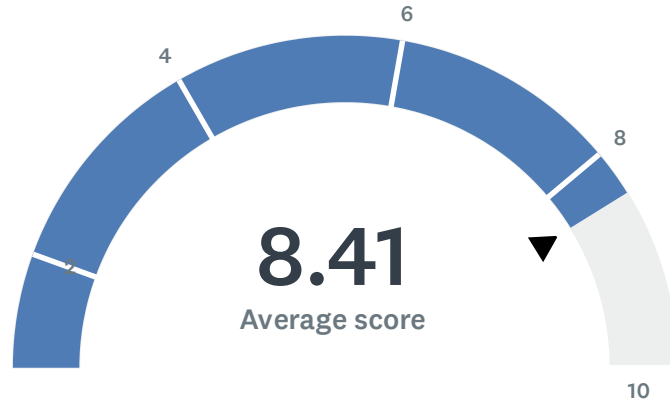
Answered: 518 Skipped: 10



Basic statistics (i)				
Minimum	Maximum	Median	Mean	Standard Deviation
1.00	10.00	9.00	7.36	3.11

Q13 Site administration is thoughtful/smart when calling "Inclement Weather" (rainy day, extreme temperatures, too windy, air quality, etc.) schedule.

Answered: 512 Skipped: 16



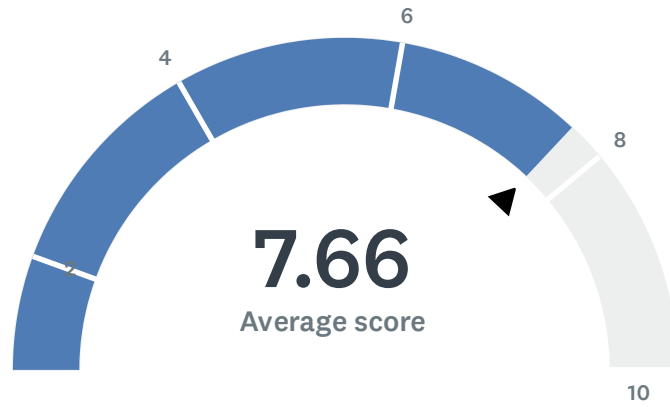
Basic statistics (i)				
Minimum	Maximum	Median	Mean	Standard Deviation
1.00	10.00	10.00	8.41	2.45

252

Chavez, is an amazing site. The expectations are high but we have the best administration ever. They recognize the hard work and highlight it.

Q16 Site meetings are productive and not excessive.

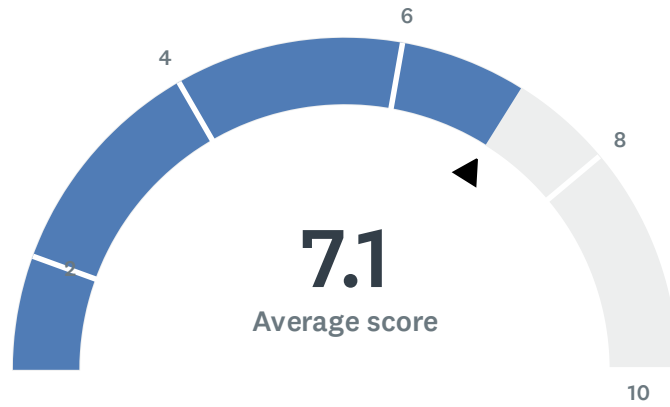
Answered: 516 Skipped: 12



Basic statistics ⓘ				
Minimum	Maximum	Median	Mean	Standard Deviation
1.00	10.00	9.00	7.66	2.74

Q17 Meetings, 504s, and/or IEPs scheduled outside of contractually guaranteed planning/preparation time?

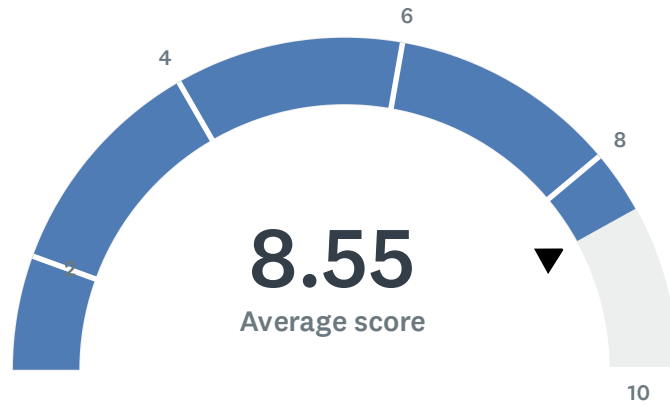
Answered: 488 Skipped: 40



Basic statistics (i)				
Minimum	Maximum	Median	Mean	Standard Deviation
1.00	10.00	8.00	7.10	3.02

Q18 My site receives daily, consecutive, uninterrupted planning/preparation time. (30 minutes / 40 minutes)

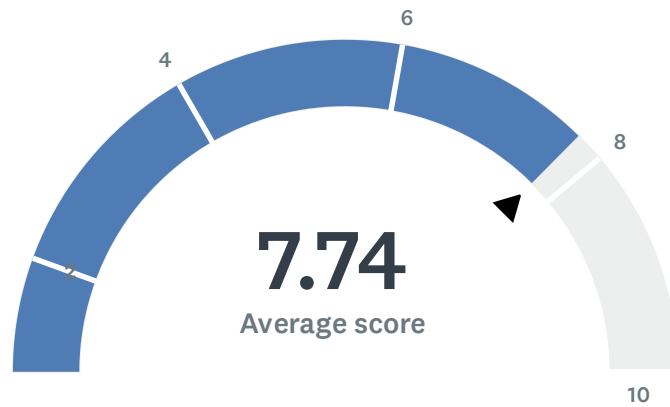
Answered: 508 Skipped: 20



Basic statistics (i)				
Minimum	Maximum	Median	Mean	Standard Deviation
1.00	10.00	10.00	8.55	2.17

Q19 Staff is given time (on duty) to input district-required data (i.e., Benchmarks, Dibels, CFAs, Report Cards, etc.).

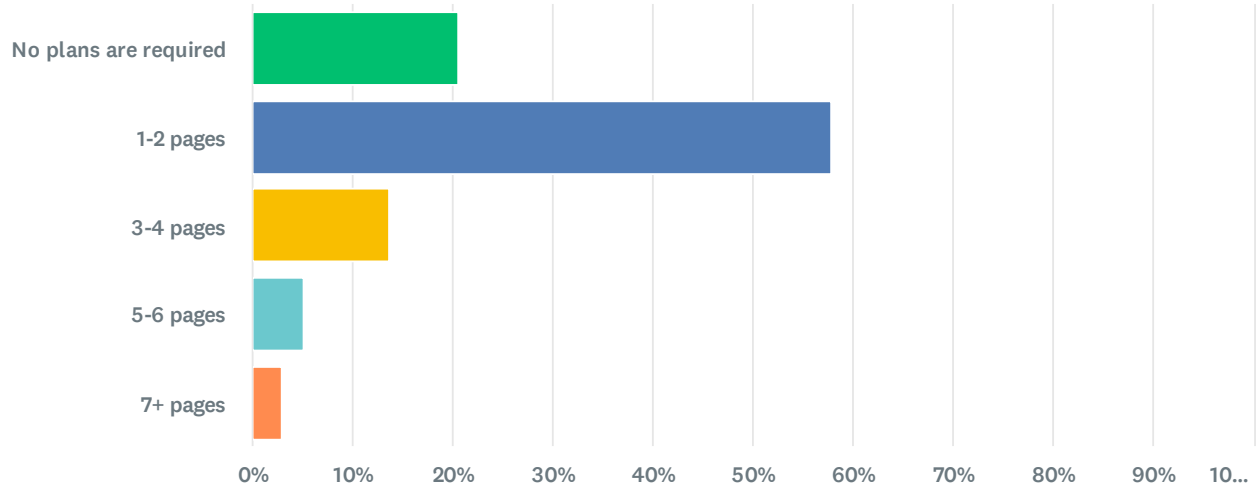
Answered: 506 Skipped: 22



Basic statistics (i)				
Minimum	Maximum	Median	Mean	Standard Deviation
1.00	10.00	9.00	7.74	2.63

Q20 Teachers are required to submit complete, but not excessively lengthy lesson plans.

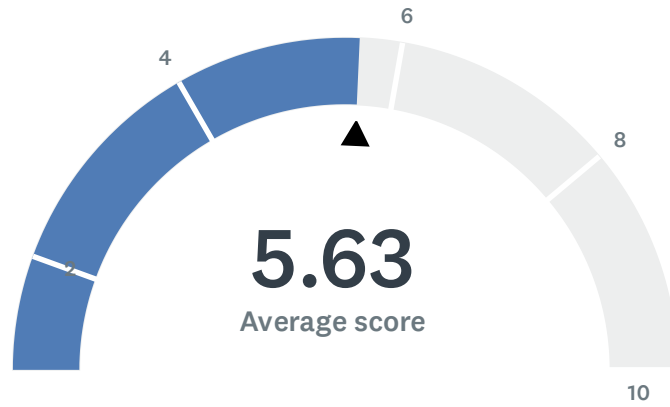
Answered: 456 Skipped: 72



Answer Choices	Percentage	Responses
● No plans are required	20.61%	94
● 1-2 pages	57.89%	264
● 3-4 pages	13.60%	62
● 5-6 pages	5.04%	23
● 7+ pages	2.85%	13
Show comments		
Total		456

Q21 Staff (teachers and/or coaches) have recess duty.

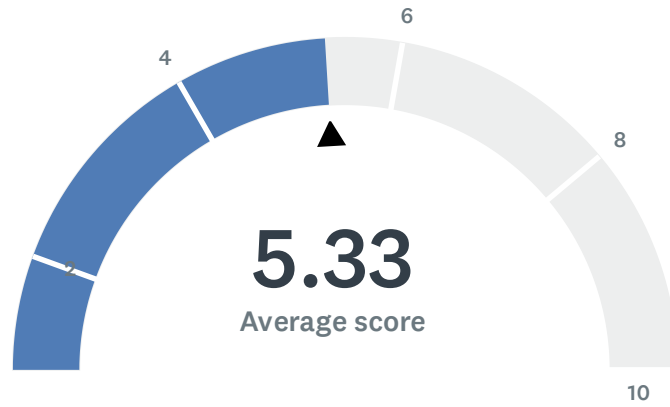
Answered: 390 Skipped: 138



Basic statistics (i)				
Minimum	Maximum	Median	Mean	Standard Deviation
1.00	10.00	6.00	5.63	4.03

Q22 Staff (teachers and/or coaches) have bus (arrival/dismissal) duty.

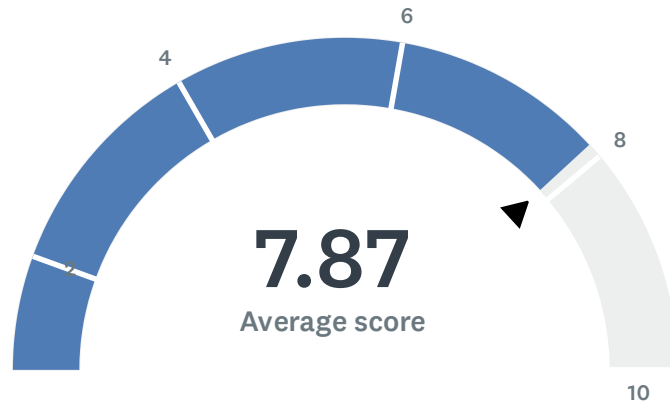
Answered: 361 Skipped: 167



Basic statistics ⓘ				
Minimum	Maximum	Median	Mean	Standard Deviation
1.00	10.00	5.00	5.33	4.06

Q24 Staff and students feel safe.

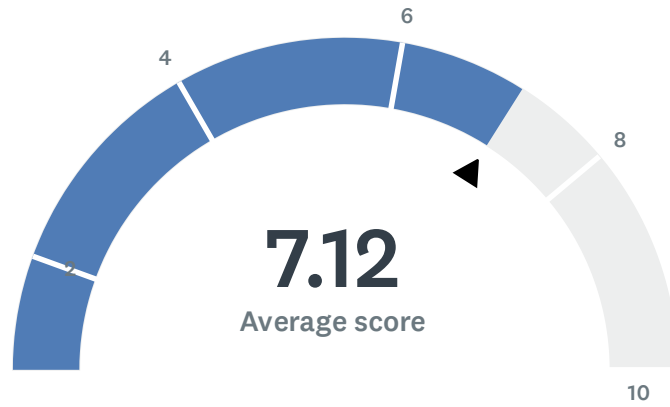
Answered: 517 Skipped: 11



Basic statistics ⓘ				
Minimum	Maximum	Median	Mean	Standard Deviation
1.00	10.00	9.00	7.87	2.55

Q25 Administration has been helpful and supportive regarding student discipline.

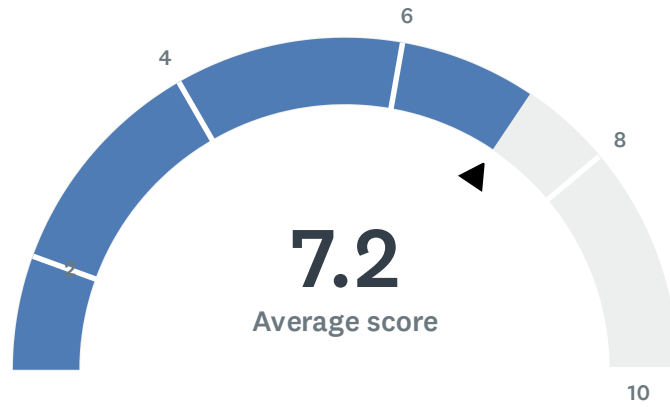
Answered: 511 Skipped: 17



Basic statistics (i)				
Minimum	Maximum	Median	Mean	Standard Deviation
1.00	10.00	8.00	7.12	2.91

Q26 Teachers have been given or trained to use effective tools to improve behavior.

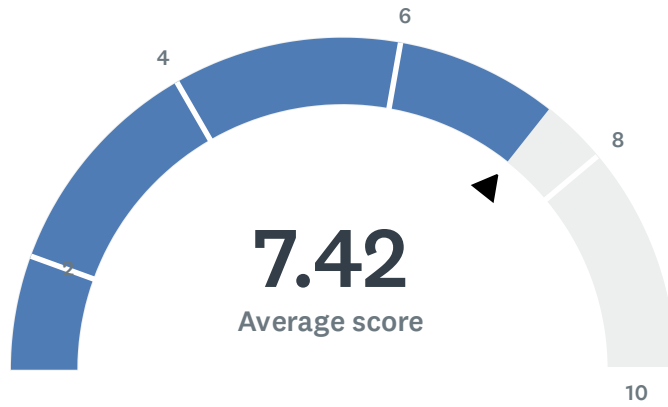
Answered: 509 Skipped: 19



Basic statistics (i)				
Minimum	Maximum	Median	Mean	Standard Deviation
1.00	10.00	8.00	7.20	2.72

Q27 Administration supports classroom discipline procedures and follows District discipline guidelines.

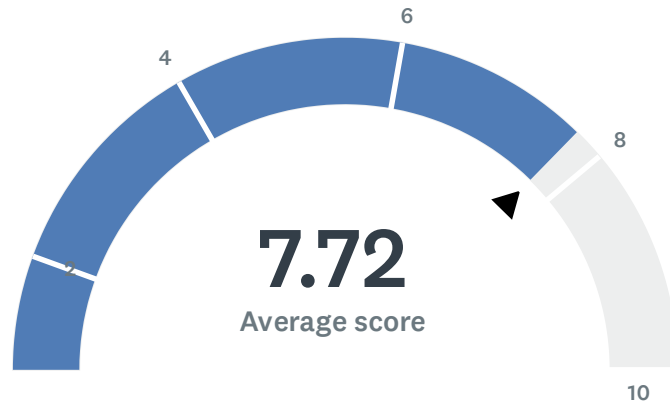
Answered: 507 Skipped: 21



Basic statistics (i)				
Minimum	Maximum	Median	Mean	Standard Deviation
1.00	10.00	8.00	7.42	2.82

Q28 When ODRs (office disciplinary referrals) are written, the teacher's word is valued and trusted.

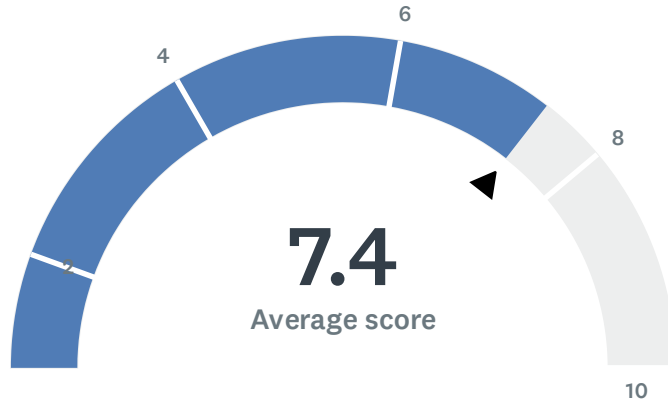
Answered: 497 Skipped: 31



Basic statistics (i)				
Minimum	Maximum	Median	Mean	Standard Deviation
1.00	10.00	9.00	7.72	2.72

Q29 My site has a positive atmosphere.

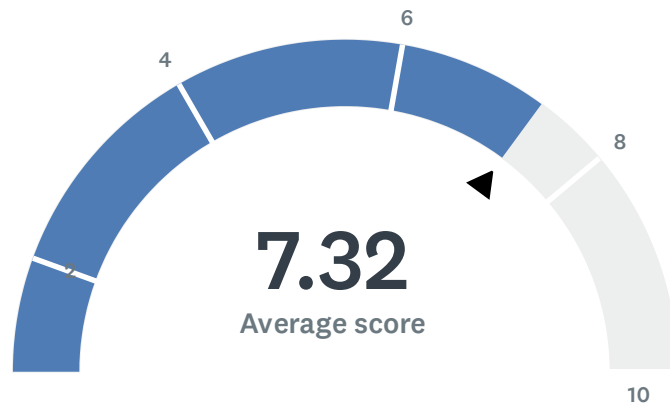
Answered: 512 Skipped: 16



Basic statistics ⓘ				
Minimum	Maximum	Median	Mean	Standard Deviation
1.00	10.00	8.00	7.40	2.94

Q30 I would recommend my site to other employees and prospective teachers.

Answered: 513 Skipped: 15



Basic statistics (i)				
Minimum	Maximum	Median	Mean	Standard Deviation
1.00	10.00	9.00	7.32	3.18