

This is a Sample Lesson
(Original lesson is in PowerPoint by Microsoft)

Introducing Reverse Reading™ -A Game-Changing Fluency Program for Struggling Readers

Turn struggling readers into confident learners with a proven, no-prep solution that delivers results—fast. Developed over ten years by an expert in reading intervention, Reverse Reading™ is a 200-lesson, supplemental fluency program designed specifically for students with Dyslexia and other reading disabilities. This structured, explicit, and systematic approach combines visual, auditory, and kinesthetic strategies, engaging the brain in powerful ways that traditional methods miss.

To learn more, visit:

<https://www.courtneyburnett.com/offers/UCETmRH8>

Reverse Reading©

Supplemental Reading Program

Under penalty of the law, you cannot copy, download, edit, save, or share any lesson within this Reverse Reading© lesson or Program.

This lesson is for the sole use of the licensee, according to their license agreement.



INSTRUCTIONS 29

SLIDE 5-18

The student reads sentences on each slide.

Remember to help whenever the student is struggling.

SLIDES 19

Mother Alphabet is frantic! Some of her baby sounds wandered inside very big words. Now, they are lost and Mother Alphabet cannot find them. Are you a good detective? **CLICK** Get your special magnifying glass to find missing words.

SLIDE 20

CLICK for sound. **CLICK** for word.

TUTOR: Find the baby **SOUND** inside the larger word. Tell me the **COLOR** of the sound so that I can pull it out and send it home.

CLICK for sound.

Find the **SOUND** of ____ (say the **SOUND** - not names of letters)

CLICK for word.

CLICK to circle the sound

TUTOR: Hooray! We found ____ (Sound) and sent it home to Mother Alphabet

Repeat (4 sounds)

SLIDES 21-23

WORD GAME

CLICK for letters

WORDS:

and the had

Man pan jam

SLIDE 24

WORD GAME

CLICK FOR WORDS

SLIDES 25-28

SPELLING LEVEL 2

DICTATE words

The student **WRITES** the words on whiteboard or paper

CLICK for letters

SHOW some letter to help when needed - you can click forward to reveal word and then backward

SLIDE 27

off her she them be

SLIDE 28

then have with he from

Reverse Reading



A Reading Fluency Program
Designed for Dyslexia



LESSON 29

LEVEL 2

Pink Opal Level



Sam can jam.





Sam has a bag.

Sam has a cat.

the cat is in the bag.

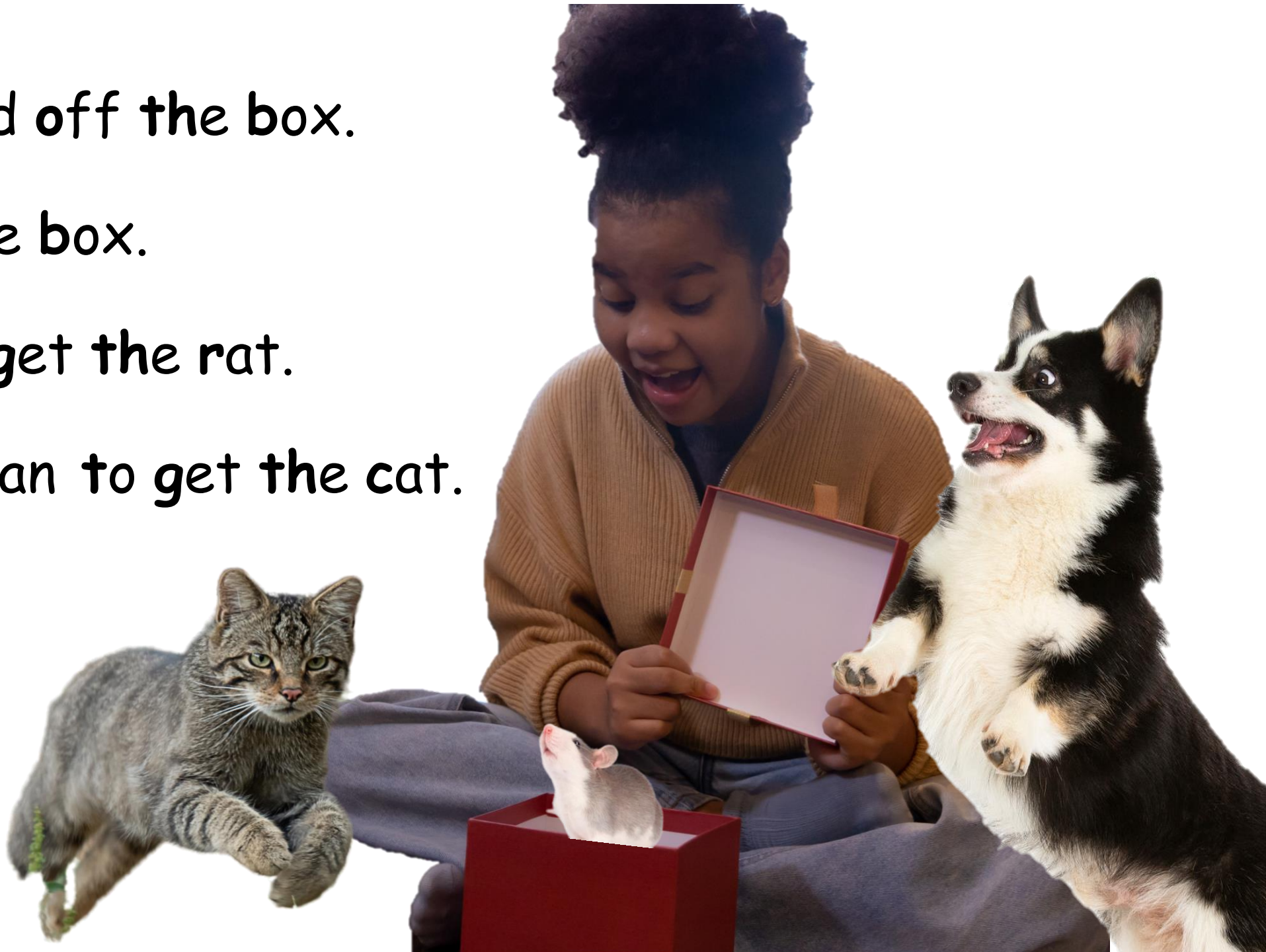



Jan gets the lid off the box.

the rat is in the box.

the cat ran to get the rat.

then, the dog ran to get the cat.





the dog has the ham.

the dog can not have the ham.

get the ham from the dog.



the rat sat on the mat.

the cat sat on the mat.

the cat can pat the rat.

the man can pat the cat.



Dan had a bag.

a hat is in the bag.

Dan has a hat in a bag.



the bag is on the mat.

the hat is in the bag.

the cat is in the hat.

Nat has the cap.

but Nat can not have the cap.

get the cap from Nat.



the cat can get the ball.
the cat has the ball.
the cat can have the ball.



Dan can get his boots.

he can go with Pat.

he can get his boots and go with Pat.



Dan can run. Dan can run up a hill. he can run up a hill.



Kim can get the hat.
she can get that hat.
Kim got that hat.
that hat is on Kim.



Kat is on the hill
she is on top of that hill.
she can sit on top of that hill.



Ken is on the path.

he can go up the path on that hill.

he can go up that path to the top of that hill.



she saw that dog.
that dog saw her.
they saw this cat.
this cat saw them.



she saw that can.
she got on that can.
she was on that can.
but she can get off that can.
she can run from that can.

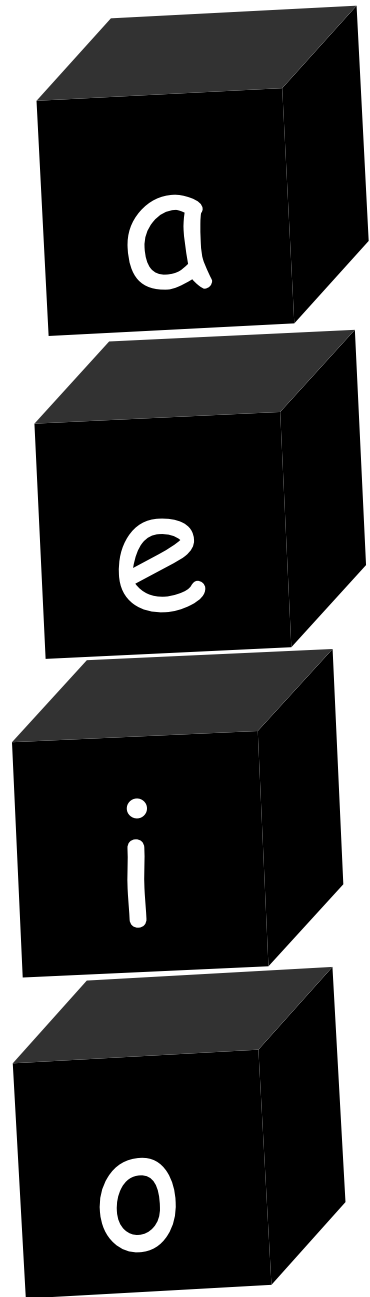


you saw them run from the dog.
I saw them run from the dog.
we saw them run from the dog.
they ran from the dog.





Mother Alphabet is frantic! Some of her baby sounds wandered inside very big words. Now, they are lost and Mother Alphabet cannot find them. Are you a good detective?



TUTOR: Find the baby
sound inside the larger
word. Tell me the
COLOR of the sound so
that I can pull it.


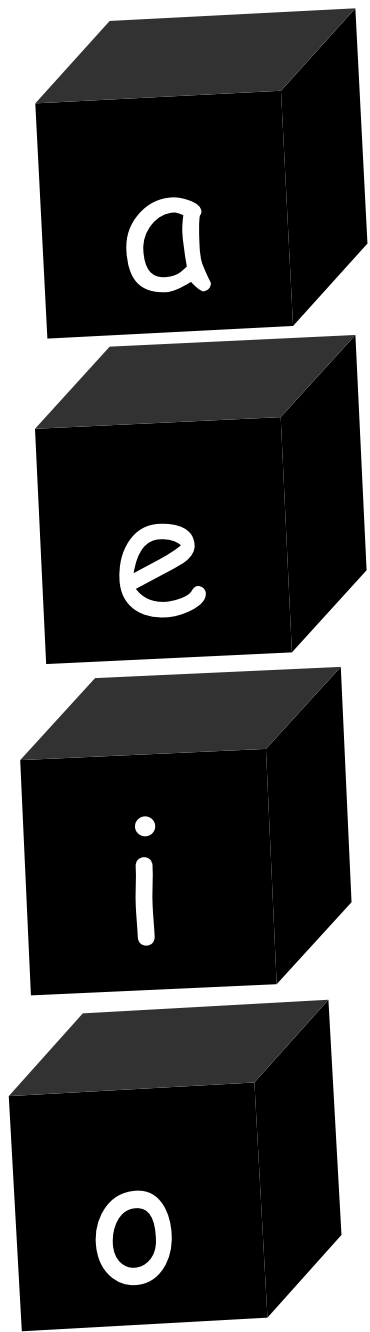
Circle the sound

ant

enjoy

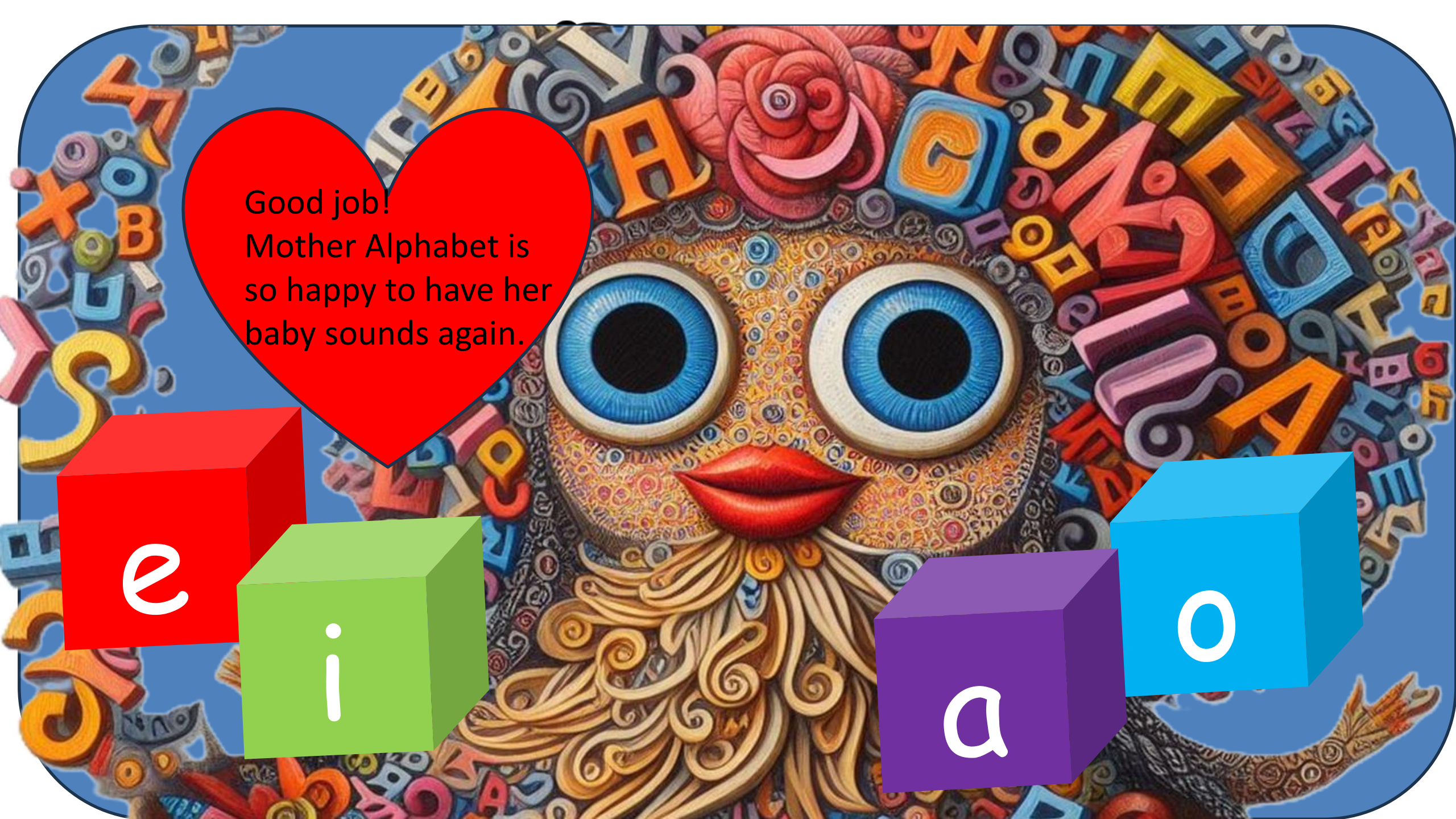
bid

dot



Circle the sound

ant
enjoy
bid
dot



Good job!
Mother Alphabet is
so happy to have her
baby sounds again.

e

i

a

o

writing

Choose the correct letters to spell the words

a	m n	b d
th	e a	
h	e a	d p



m f e a n r



p t i a t n



j g e a m n

man pan jam

Handwriting practice lines (dotted line between solid lines).

Blank gray writing area.

Handwriting practice lines (dotted line between solid lines).

Blank gray writing area.

Handwriting practice lines (dotted line between solid lines).

Blank gray writing area.

Read the words

the

it

is

and

on

in

for

Sit

hat

get

ham

men

pan

pet

cap

tip

lip

sip

all

ball

bell

bill

ram

SPELLING

Level 2



Get your whiteboard ready!

o f f

h e r

sh e

th e m

b e

th

e

n

h

a

v

e

w

i

th

h

e

f

r

o

m

Then have with he from

see you
later,
alligator



A cartoon crocodile with green and blue scales is depicted in a library setting. The crocodile is wearing a black top hat with a red band, a white shirt, a red bow tie with white polka dots, and a brown checkered jacket. It is sitting on a red leather chair, waving its right hand. The background shows bookshelves filled with books and a window with a decorative arch. A red speech bubble with a white border is positioned to the right of the crocodile's head, containing the text "in a while, crocodile".

in a
while,
crocodile

Did you enjoy this lesson?

What Makes Reverse Reading™ Different?

☑ **Reverse the Process** – We start with *whole word reading*, then guide students backward into *phonics, encoding, and decoding*. This unique, reverse-structured method helps students *break down* language in ways that feel intuitive—and it works.

☑ **All-in-One Lessons** – Each reading lesson includes a companion writing/spelling lesson to reinforce fluency and comprehension through multisensory learning.

☑ **No Interference** – Reverse Reading™ is designed to *supplement*, not compete with, your current instructional strategies.

Why It Works

This approach flips the traditional method on its head—helping students **dissect and master language** by starting with what they can recognize and gradually demystifying the rest. The result? **Astounding gains** in fluency, confidence, and reading ability.

Get your License Today

Whether you're looking to help your own students or start a profitable tutoring side business, **Reverse Reading™** gives you the tools, structure, and support to succeed.

Join the growing movement of educators transforming literacy—one student at a time.

Go to:

<https://www.courtneyburnett.com/offers/UCETmRH8>