



IMPUMPMS[®]

Intelligent Motor Pumps

www.imp-pumps.com



IN-LINE PUMPS

TECHNICAL DATA

INDEX

CL PUMPS	PAGE 5
CL 2 POLES - Q/H PERFORMANCE	PAGE 6
CL 2 POLES - PERFORMANCE CURVES	PAGE 9
CL 2 POLES - DIMENSIONS	PAGE 15
CL 4 POLES - Q/H PERFORMANCE	PAGE 18
CL 4 POLES - PERFORMANCE CURVES	PAGE 21
CL 4 POLES - DIMENSIONS	PAGE 29
CLD 2 POLES - Q/H PERFORMANCE	PAGE 32
CLD 2 POLES - PERFORMANCE CURVES	PAGE 34
CLD 2 POLES - DIMENSIONS	PAGE 36
CLD 4 POLES - Q/H PERFORMANCE	PAGE 38
CLD 4 POLES - PERFORMANCE CURVES	PAGE 39
CLD 4 POLES - DIMENSIONS	PAGE 41
ECL(D) - WITH FREQUENCY CONVERTER	PAGE 43
ECL 2 POLES	PAGE 44
ECL 4 POLES	PAGE 47
ECLD 2 POLES	PAGE 50
ECLD 4 POLES	PAGE 51
CV/PV PUMPS	PAGE 52
CV 2 AND 4 POLES - Q/H PERFORMANCE	PAGE 53
CV 2 AND 4 POLES - PERFORMANCE CURVES	PAGE 53
PV 2 AND 4 POLES - Q/H PERFORMANCE	PAGE 54
PV 2 AND 4 POLES - PERFORMANCE CURVES	PAGE 54
CV/PV 2 AND 4 POLES - DIMENSIONS	PAGE 55

GENERAL INFORMATION

ALL PRODUCTS AND COMPONENTS ARE MANUFACTURED FROM ENVIRONMENTALLY FRIENDLY MATERIALS.

UPON DISPOSAL INTERNAL ENVIRONMENTAL REGULATION MUST BE CONSIDERED.

FURTHER INFORMATION ON ALL PUMPING PROGRAMS WITH TECHNICAL DATA ARE AVAILABLE ON WWW.IMP-PUMPS.COM

GENERAL SALES CONDITIONS AND TERMS OF PAYMENT – DEPENDING ON THE AGREEMENT WITH THE FIRM IMP PUMPS.

IMAGES IN CATALOGUE ARE FOR ILLUSTRATIVE PURPOSES ONLY.

TECHNICAL ADJUSTMENTS AND REVISIONS ARE NOT PERMITTED!



ABOUT US

IMP PUMPS is Slovenian manufacturer of pumps and pumping systems located in Komenda in Slovenia. Company designs, develops, manufactures, distributes and maintains pumps and pumping systems. With products and services of its own and from strategic partners, company is positioned as provider of integrated solutions. With specialized skills company resolves the problems relating to the transportation of liquid media. This ensures the comfort of home environment and optimal working conditions in the industry.

More than 96 % of production is sold in over 80 countries around the world. Company is innovator in the field of electro commutated submersible motors and has the quality certificate ISO 9001:2015.

HISTORY

IMP PUMPS was founded in 1947 and has existed as part of the IMP until the late 1980s. Company successfully survived the change of the economic system and the turbulent nineties and stood on its own feet. Company was privatized in 1997 and 1999. In the year 2000, the company was restructured and renamed in IMP PUMPS d.o.o.. Slovenia's entry into the EU was another initiative for IMP PUMPS intensive development of the sales network in the changing European market, either directly or through its business partners.

At the same time investments in development, marketing, information technology, and philosophy of e-commerce were made.

PRESENT

IMP PUMPS is present with its products and services in many world markets (Eastern and Western Europe, North America, Asia, North Africa and Australia). IMP PUMPS is also a member of EUROPUMP the European Association of Pump Manufacturers. In pump design, high priority is given to the improvement of the energy efficiency of pumps. Excellent results have been reached by the new NMT pump series, using permanent magnets technology for very high efficiency rates. IMP PUMPS is one of the few European manufacturers, which over the years developed and launched a new generation of pumps with electronically controlled wet running motors. This is one of the main reasons that the company IMP PUMPS is ranked among Europe's technological elite.

FUTURE

IMP PUMPS Company employees are aware they have become part of global development and the importance of the environment in which they live. Our products are energy efficient and environmentally friendly. We are constantly developing new and more cost effective pumps replacing the old types and investing in the development of intelligent pumps with an emphasis on digitization and communication. The company plans to further expand its sales on foreign markets and enhance its position among the four largest manufacturer of circulator pumps in Europe. In the spirit of its motto "The honest product for the honest price", IMP PUMPS intends to maintain the excellent quality of its products at the favorable prices for the customer, along with the application of the latest technologies and prompt service.


Product overview

The basic production program of IMP PUMPS are circulating pumps for HVAC application. Pumps are flanged or threaded and single or double design with a bronze or cast iron hydraulic casing. All cast iron hydraulics are covered with cataphoresis.

Wet running circulating pumps



NMT (electronic savings, ECM, SAN circulation for sanitary water)



SAN - for sanitary water



GHN (3-speed pumps)

Dry running circulating pump



CL, ECL, CV, PV
(in-line,
with frequency converter)



BL, BWJ
(multistage)




PPT BL (pressure boosting unit)



(E)CL(D) - in-line pumps

(E)CL(D) 50 - 290 / 2 / 3.0 A / L - D - 2xTT



Construction

Close-coupled, single-impeller, centrifugal pumps with standard electric motor and electric motor with extended shaft. Pump casing with suction and delivery connections with the same diameter and on the same axis (in-line).

Motor

2 poles $n \approx 2900$ rpm; 50Hz

4 poles $n \approx 1450$ rpm; 50Hz

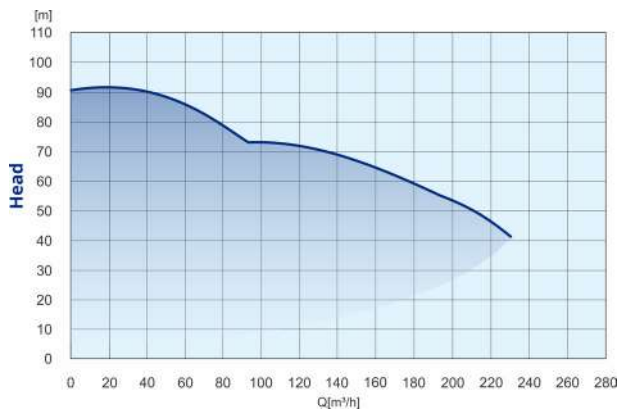
Three phase (depending on motor power);
 230V/400V
 400V/690V

Technical specification of the motor

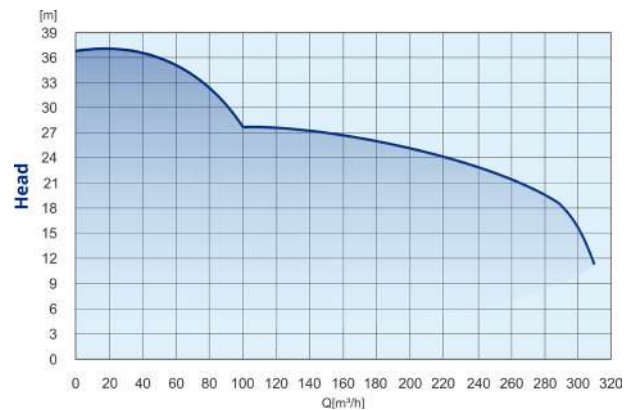
Rated power	0,25kW - 37,0kW
Efficiency class	IE 3 $\geq 0,75$ kW > IE2
Degree of protection	IP 55
Insulation class	F
MEI	MEI $\geq 0,40$
ErP	EuP Standalone product
ATEX	in accordance

Performance range

(E)CL(D) 2 poles ≈ 2900 rpm



(E)CL(D) 4 poles ≈ 1450 rpm



Technical data

TECHNICAL FEATURES	CL/ECL	CLD/ECLD
CONNECTIONS (DN)	40 TO 150	40 TO 100
CONNECTION TYPE	FLANGE	FLANGE
MAX OPERATING PRESSURE (PN)	10/16	10/16
AMBIENT TEMPERATURE	-10°C TO +40°C	-10°C TO +40°C
MEDIA TEMPERATURE	-20°C TO +140°C	-20°C TO +140°C
TWIN PUMP	NO	YES
APPLICATIONS	CL/ECL	CLD/ECLD
HEATING	YES	YES
COOLING	YES	YES
SANITARY WATER	YES (in accordance with local laws and regulations)	YES (in accordance with local laws and regulations)
CLIMATE APPLIANCES	YES	YES
INDUSTRY	YES	YES
PROCESS TECHNIQUE	YES	YES
CONDENSATION	YES	YES
SALT WATER	NO	NO
MATERIALS	CL/ECL	CLD/ECLD
HYDRAULIC CASING	CAST IRON	CAST IRON
IMPELLER	CAST IRON	CAST IRON
SHAFT	STAINLESS STEEL	STAINLESS STEEL
MECHANICAL SEAL STANDARD	AQ1EGG	AQ1EGG

CL 2 poles - Q/H performance

CL 2 poles DN 40F

Code	Type	P [kW]	I [A]	H [m]	Q [m³/h]													
					6	7,5	9	10,5	12	13,5	15	18	21	24	27	30	36	42
979527377	CL 40-175/2/1.5S	1,5	3,2	H [m]	16,5	16,4	16,3	16,1	15,8	15,5	15,2	14,2	12,8	10,9	8,4	5,1		
979522075	CL 40-240/2/2.2K	2,2	4,5		23,3	23,1	22,9	22,6	22,3	21,9	21,4							
979522076	CL 40-300/2/3.0K	3,0	5,9		29,4	29,3	29,1	28,8	28,6	28,3	27,9	27,0	25,8	24,3	22,4	20,1		
979522077	CL 40-360/2/4.0K	4,0	7,6		34,7	34,6	34,4	34,2	33,9	33,6	33,2	32,4	31,3	30,0	28,3	26,4	21,5	
979526521	CL 40-430/2/4.0K	4,0	7,6		42,9	42,6	42,3	42,0	41,5	41,0	40,4							
979522078	CL 40-430/2/5.5K	5,5	10,6		44,2	44,0	43,7	43,3	43,0	42,5	42,0	40,9	39,6	38,1	36,4	34,5	29,9	24,5
979526520	CL 40-530/2/5.5K	5,5	10,6		52,4	52,1	51,8	51,5	51,1	50,6	50,1	48,8						
979522079	CL 40-530/2/7.5K	7,5	14,1		52,9	52,6	52,3	51,9	51,5	51,1	50,6	49,4	48,0	46,5	44,8	43,0	38,8	34,2
979526519	CL 40-630/2/7.5K	7,5	14,1		62,7	62,5	62,3	62,1	61,8	61,5	61,1	60,0						
979522080	CL 40-630/2/11.0K	11,0	20,8		64,0	63,9	63,7	63,5	63,3	63,0	62,6	61,7	60,7	59,5	58,0	56,4	52,5	47,8
979527378	CL 40-835/2/11.0S	11,0	19,8		65,3	65,3	65,4	65,5	65,6	65,7	65,8	65,8	65,4	64,5	62,9	60,4	52,3	39,0

CL 2 poles DN50F

Code	Type	P [kW]	I [A]	H [m]	Q [m³/h]													
					12	13,5	15	18	21	24	27	30	36	42	48	54	60	75
979522031	CL 50-160/2/1.1K	1,1	2,3	H [m]	13,6	13,3	12,9	11,9	10,7	9,0								
979522030	CL 50-190/2/1.5K	1,5	3,1		17,3	17,0	16,7	15,9	14,9	13,6								
979522032	CL 50-240/2/2.2K	2,2	4,4		21,3	21,1	20,8	20,2	19,3	18,2	16,8							
979522033	CL 50-290/2/3.0K	3,0	5,8		26,8	26,6	26,5	26,0	25,4	24,6	23,6	22,3						
979522034	CL 50-360/2/4.0K	4,0	7,5		34,2	34,0	33,8	33,2	32,6	31,8	30,9	29,8						
979526524	CL 50-420/2/5.5K	5,5	10,6		45,1	45,0	44,9	44,6	44,1									
979522036	CL 50-420/2/7.5K	7,5	14,1		45,3	45,3	45,2	45,0	44,6	44,1	43,5	42,8	40,9	38,5	35,5	31,9		
979522035	CL 50-430/2/5.5K	5,5	10,6		41,4	41,3	41,1	40,6	40,1	39,5	38,7	37,8	35,5	32,5				
979526523	CL 50-540/2/7.5K	7,5	14,1		54,4	54,3	54,3	54,0	53,7	53,2	52,7							
979522037	CL 50-540/2/11.0K	11,0	20,1		55,5	55,4	55,4	55,1	54,8	54,4	53,8	53,2	51,5	49,3	46,5	43,1	39,0	
979526522	CL 50-630/2/11.0K	11,0	20,0		64,4	64,4	64,4	64,3	64,0	63,6	63,0	62,3	60,4					
979522038	CL 50-630/2/15.0K	15,0	27,1		65,0	65,0	65,0	64,9	64,7	64,3	63,8	63,1	61,5	59,3	56,6	53,4	49,7	
979527379	CL 50-690/2/11.0S	11,0	19,8		68,2	68,3	68,3	68,4	68,3	68,1	67,3	65,7						
979527380	CL 50-690/2/15.0S	15,0	26,7		68,2	68,2	68,3	68,3	68,1	67,9	67,5	67,0	65,6	63,4	60,4	56,6	51,7	
979526527	CL 50-710/2/11.0K	11,0	20,0		70,2	70,1	70,1	69,8										
979522039	CL 50-710/2/15.0K	15,0	27,7		71,0	70,9	70,8	70,5	70,1	69,5	68,8	68,0	66,1	63,7	60,9			
979526526	CL 50-830/2/15.0K	15,0	27,7		79,2	79,1	79,0	78,8	78,5	78,0	77,4	76,6						
979522040	CL 50-830/2/18.5K	18,5	33,9		79,9	79,8	79,6	79,4	79,0	78,5	77,9	77,3	75,7	73,7	71,2	68,2	64,7	
979526525	CL 50-900/2/18.5K	18,5	33,9		89,4	89,4	89,3	89,1	88,8	88,4	87,8	87,2	85,6					
979522041	CL 50-900/2/22.0K	22,0	39,7		90,0	90,0	89,9	89,8	89,5	89,1	88,6	88,0	86,5	84,5	82,0	79,2	75,8	

CL 2 poles DN65F

Code	Type	P [kW]	I [A]	H [m]	Q [m³/h]													
					10	15	20	25	30	35	40	47	54	60	65	75	90	95
979522081	CL 65-170/2/2.2K	2,2	4,4	H [m]	17,0	16,7	16,3	15,8	15,2	14,3	13,3	11,5						
979522082	CL 65-210/2/3.0K	3,0	5,8		20,4	20,2	20,0	19,6	19,0	18,3	17,5	15,9	13,8					
979522083	CL 65-250/2/4.0K	4,0	7,6		25,0	24,9	24,6	24,2	23,6	22,9	22,1	20,6	18,7	16,8	15,0			
979522084	CL 65-340/2/5.5K	5,5	10,6		33,3	33,3	33,1	32,8	32,4	31,7	30,7	28,8	26,3					
979522085	CL 65-410/2/7.5K	7,5	14,1		40,4	40,4	40,3	40,0	39,5	38,9	38,0	36,4	34,3	32,1				
979522086	CL 65-460/2/11.0K	11,0	20,0		45,1	45,2	45,2	45,0	44,6	44,0	43,2	41,5	39,3	36,9	34,5	28,5		
979522087	CL 65-550/2/15.0K	15,0	27,7		54,6	54,5	54,4	54,1	53,7	53,0	52,2	50,7	48,7	46,5	44,4	39,1		
979522088	CL 65-660/2/18.5K	18,5	33,9		64,9	65,1	65,1	65,0	64,7	64,3	63,7	62,6	61,2	59,6	58,1	54,4		
979526529	CL 65-720/2/18.5K	18,5	27,7		70,7	70,7	70,6	70,5	70,1	69,5								
979522089	CL 65-720/2/22.0K	22,0	39,7		71,1	71,2	71,2	71,0	70,6	70,1	69,5	68,3	66,9	65,3	63,9	60,4	53,9	
979526528	CL 65-930/2/22.0K	22,0	39,7		89,8	89,8	89,8	89,6	89,2	88,7	88,0	86,7						
979522090	CL 65-930/2/30.0K	30,0	54,5		90,9	91,1	91,1	91,0	90,7	90,2	89,6	88,5	87,0	85,5	84,0	80,6	74,3	71,9

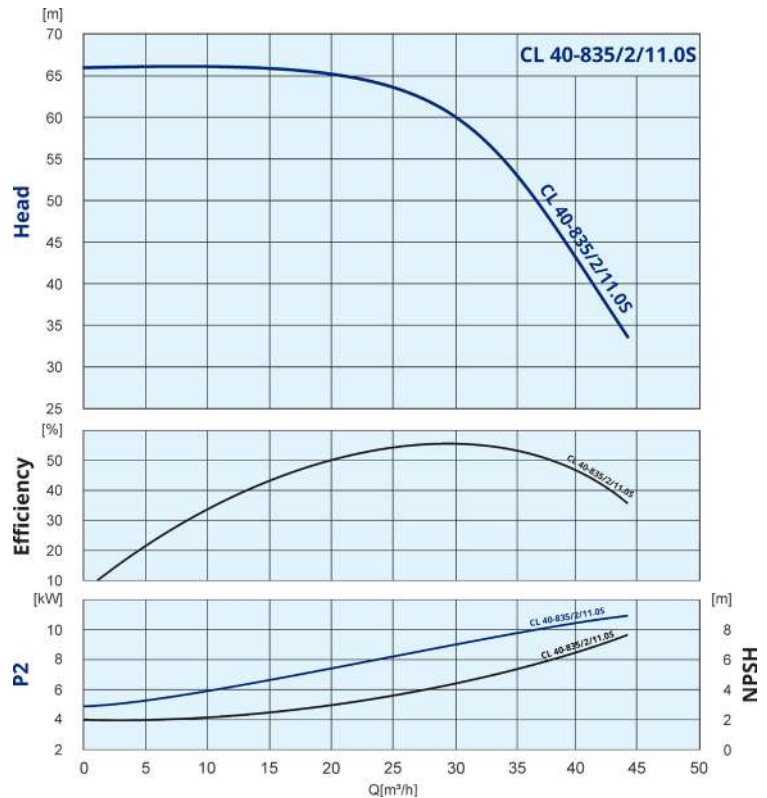
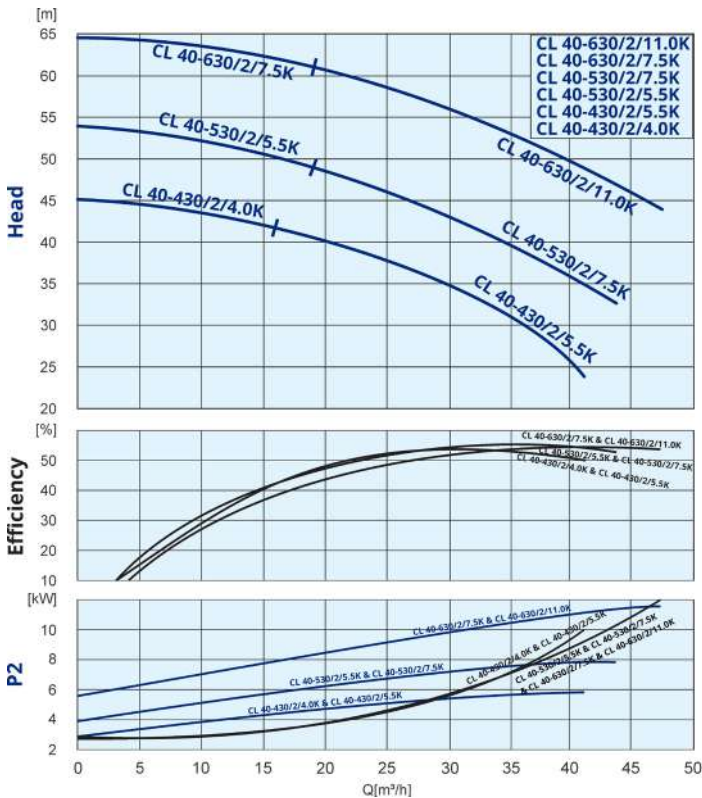
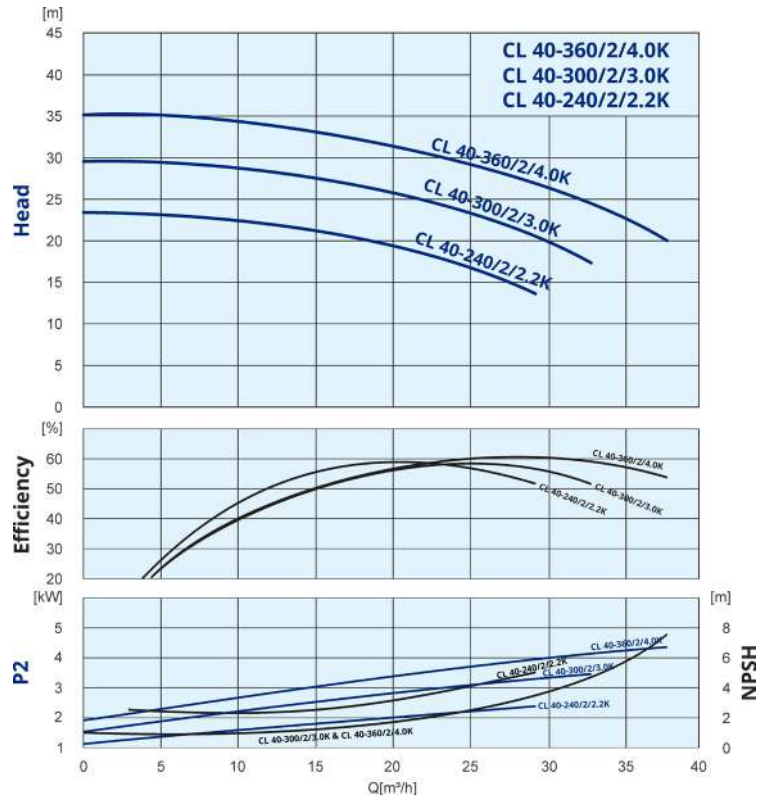
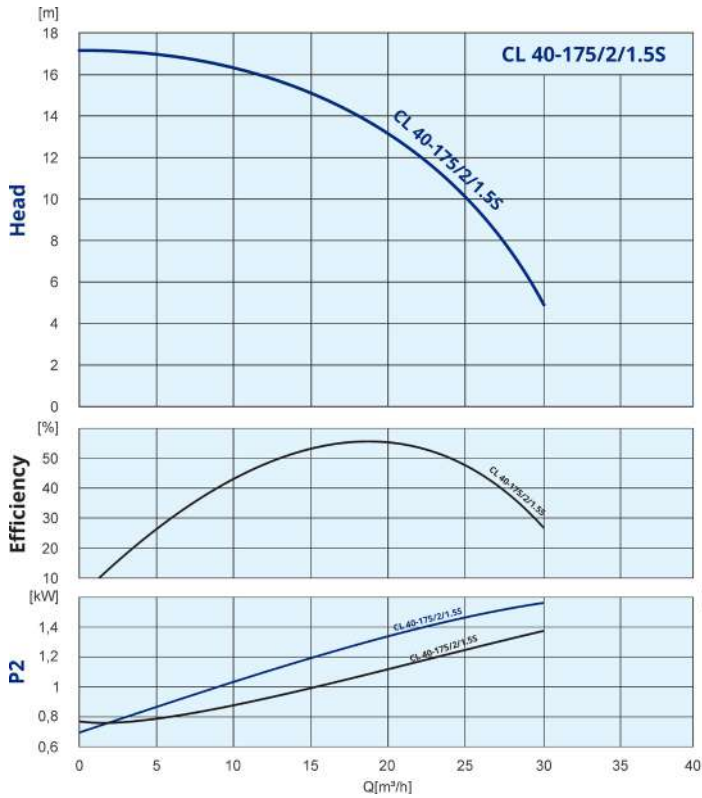
CL 2 poles DN80F

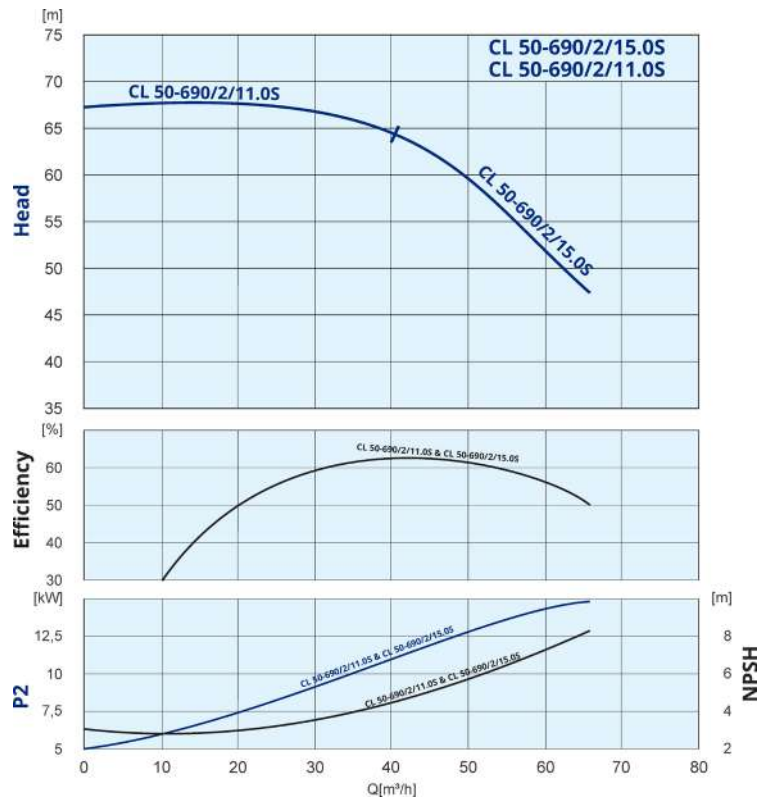
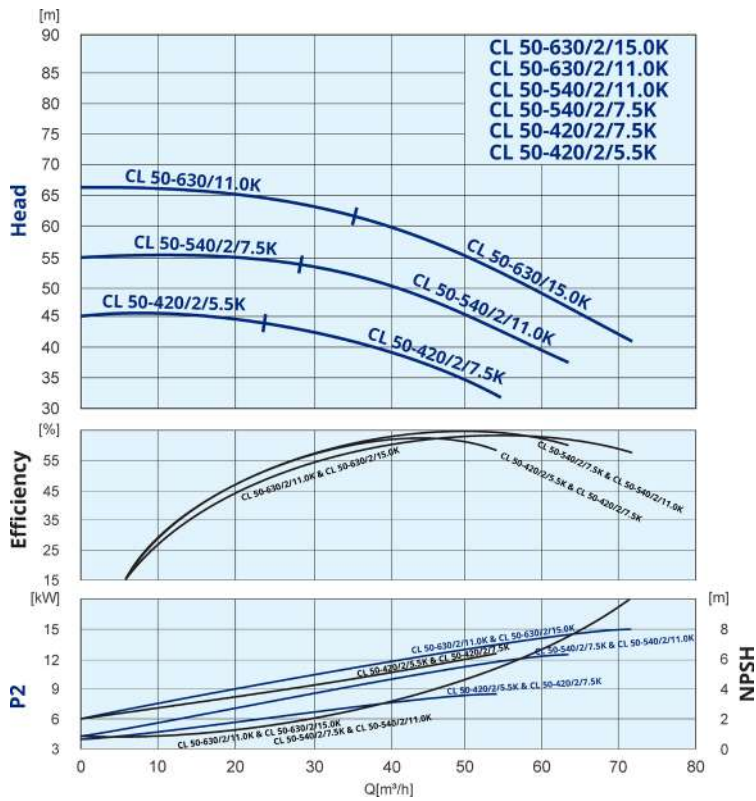
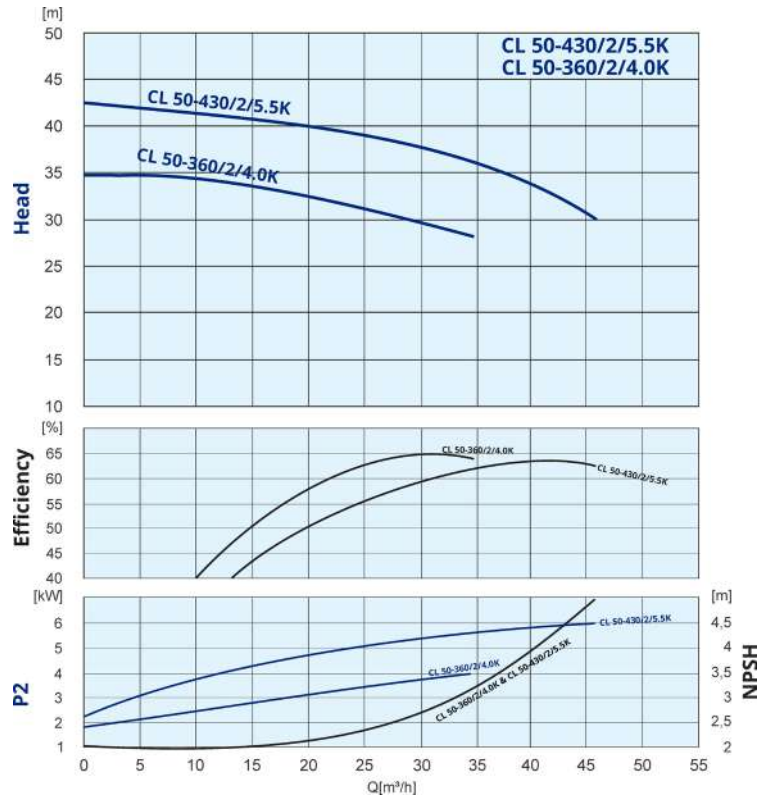
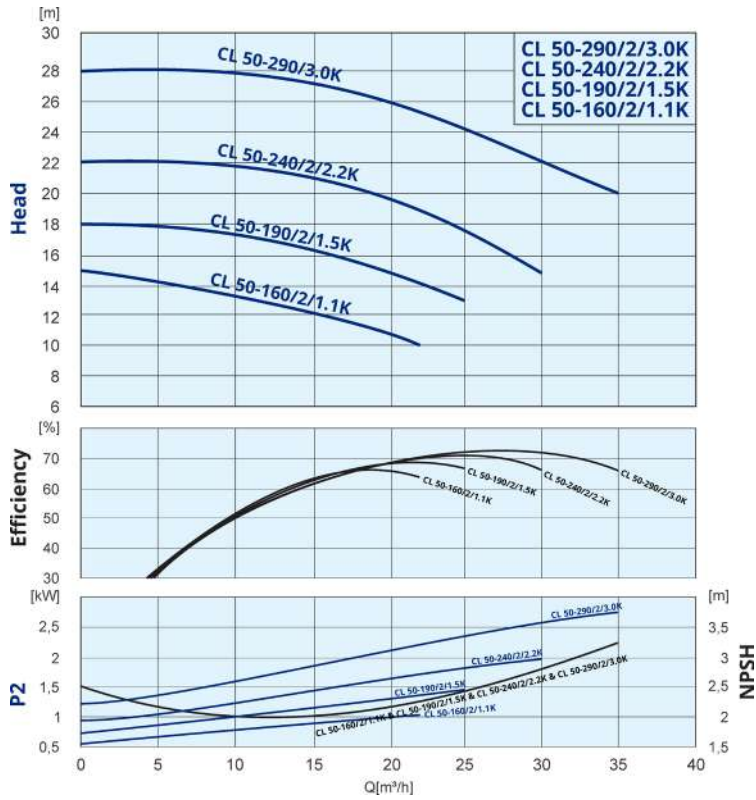
Code	Type	P [kW]	I [A]	H [m]	Q [m³/h]												
					30	36	42	48	54	60	75	90	105	120	135	150	165
979522060	CL 80-180/2/3.0K	3,0	5,8	H [m]	16,4	15,9	15,2	14,4	13,4	12,2							
979522061	CL 80-210/2/4.0K	4,0	7,5		19,6	19,1	18,5	17,8	17,0	16,0							
979522062	CL 80-240/2/5.5K	5,5	10,6		24,2	23,9	23,4	22,9	22,2	21,3	18,6						
979522063	CL 80-250/2/7.5K	7,5	14,1		26,1	25,9	25,7	25,3	24,9	24,4	22,9	20,8					
979522064	CL 80-330/2/11.0K	11,0	20,1		31,6	31,6	31,4	31,3	31,0	30,7	29,7	28,2	26,0	23,1			
979522065	CL 80-400/2/15.0K	15,0	27,1		39,7	39,6	39,5	39,4	39,3	39,1	38,3	37,2	35,6	33,4	30,4		
979522066	CL 80-520/2/18.5K	18,5	33		49,2	49,2	49,1	49,0	48,7	48,4	47,3	45,6	43,3	40,4			
979522067	CL 80-570/2/22.0K	22,0	39,4		54,1	54,1	54,1	54,0	53,9	53,6	52,8	51,3	49,2				
979526530	CL 80-700/2/22.0K	22,0	39,7		64,0	63,9	63,8	63,6	63,5	63,3	62,7						
979522068	CL 80-700/2/30.0K	30,0	54,5		64,7	64,7	64,7	64,7	64,6	64,5	64,0	63,1	61,7	59,7	57,0	53,5	

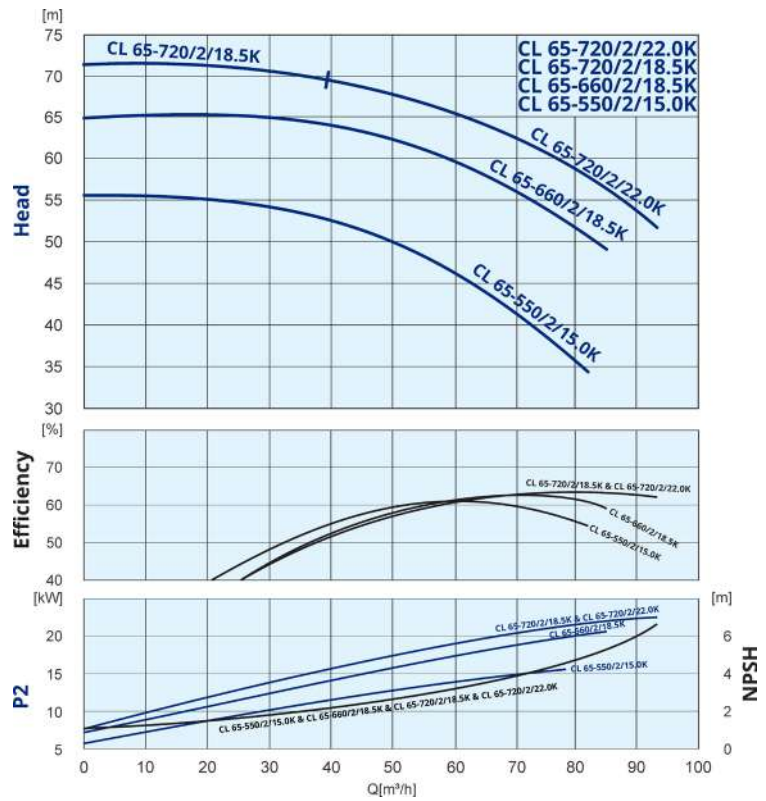
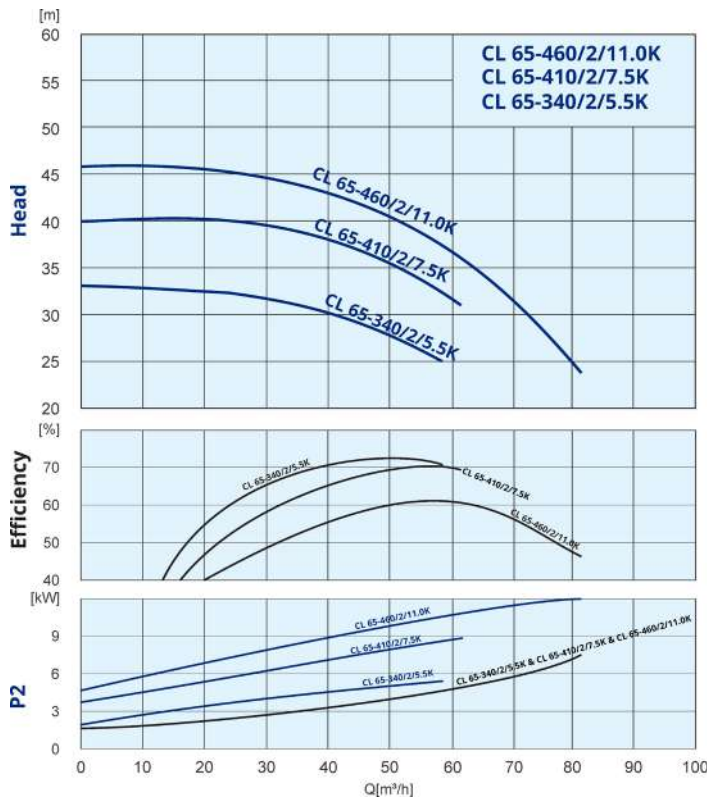
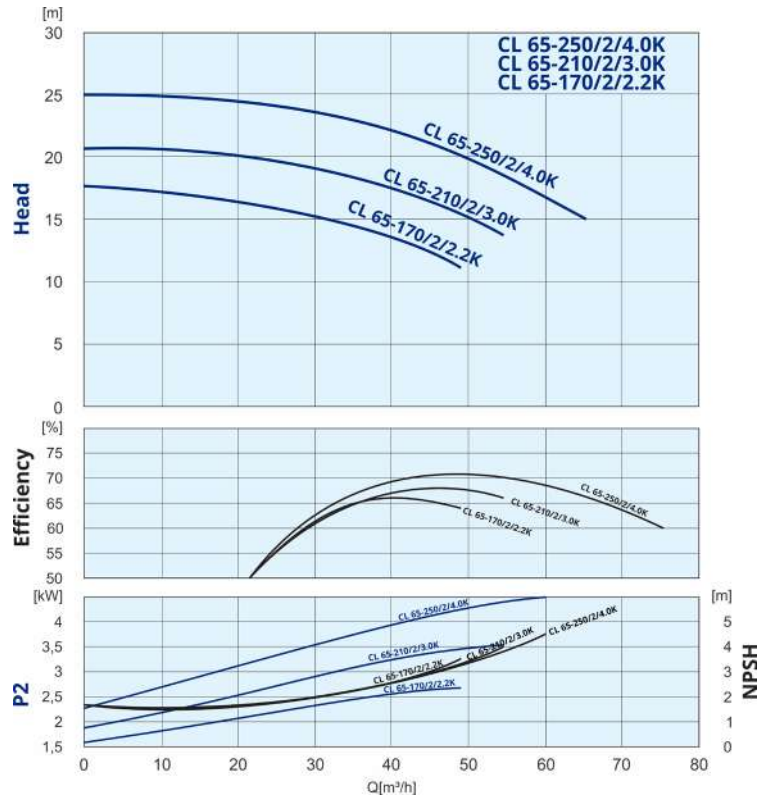
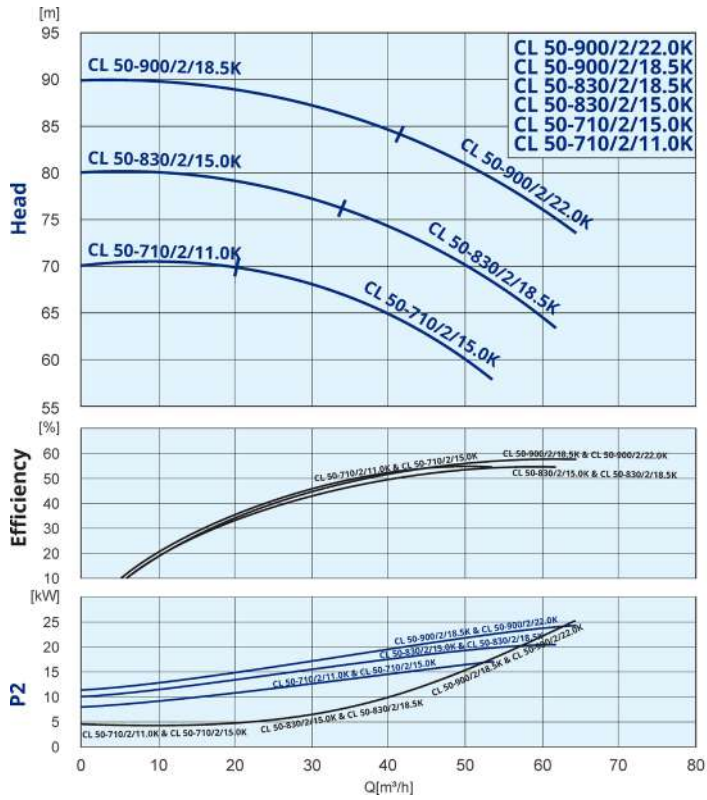
CL 2 poles DN100F

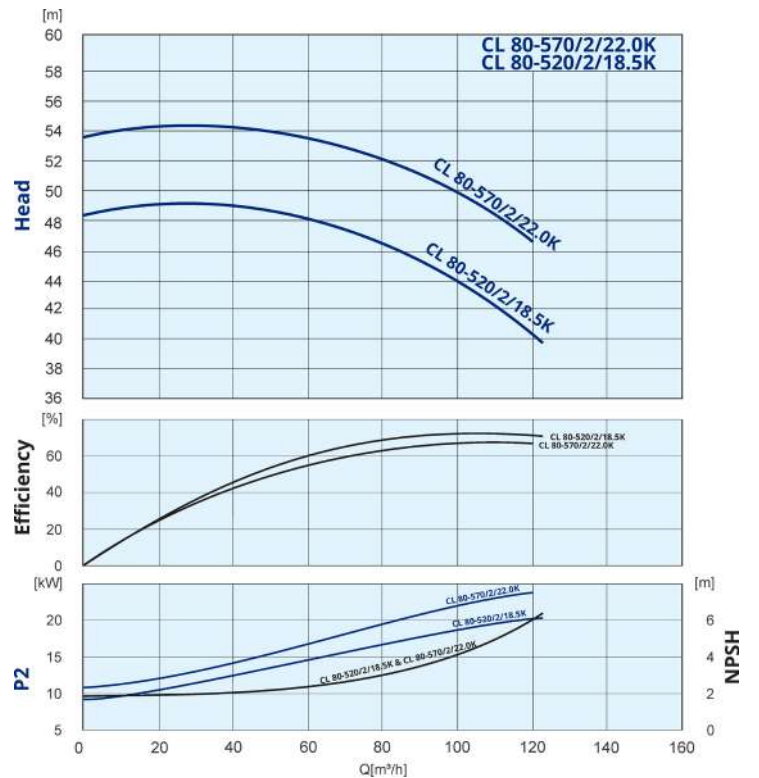
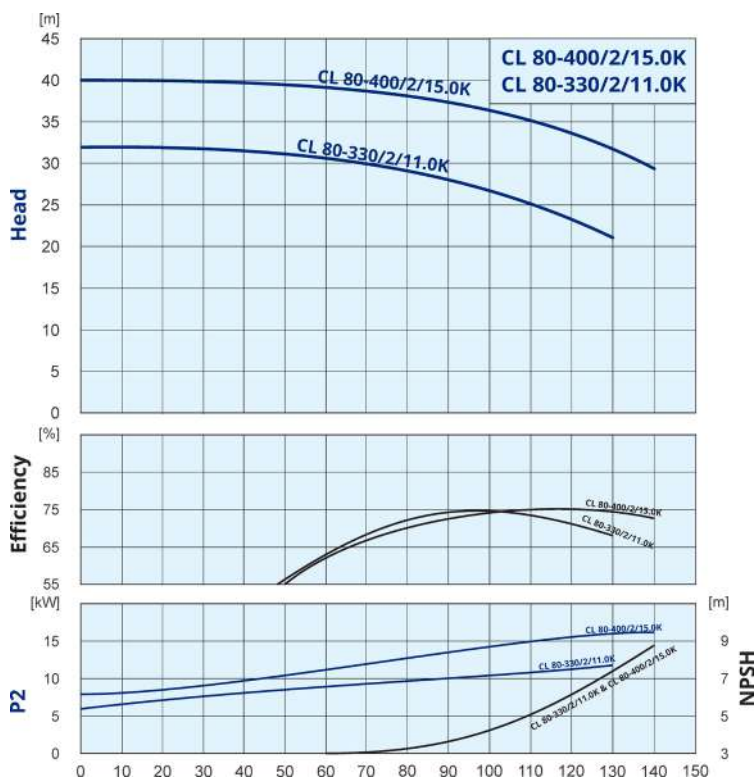
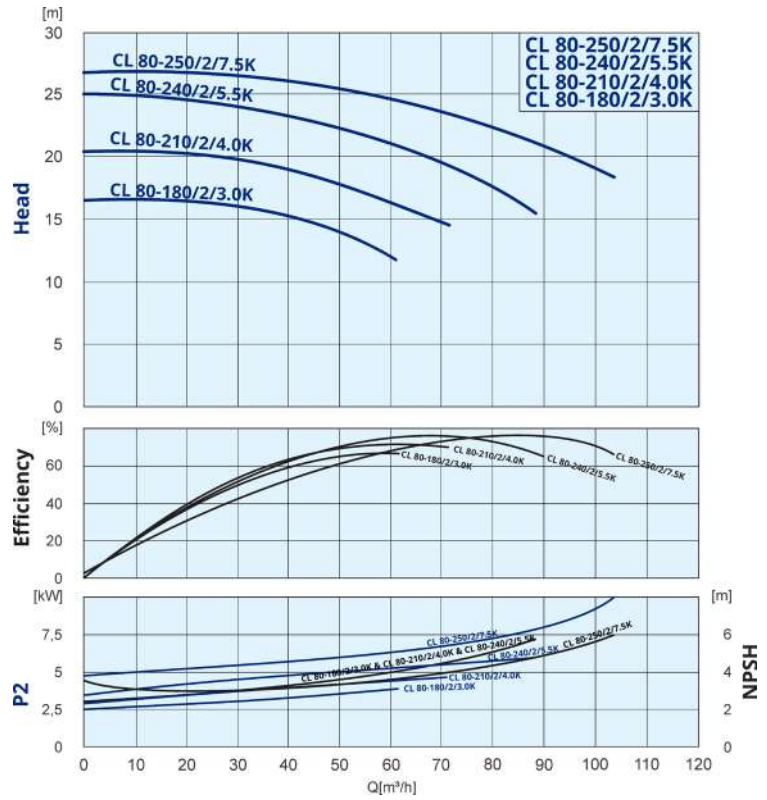
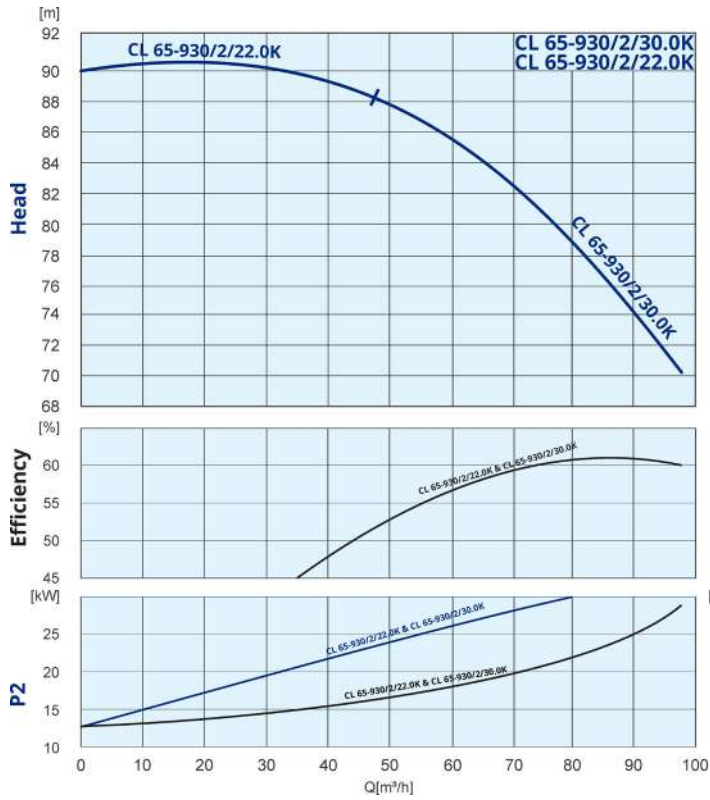
Code	Type	P [kW]	I [A]	H [m]	Q [m³/h]													
					48	54	60	75	90	105	120	135	150	165	180	195	210	225
979527381	CL 100-270/2/11.0S	11,0	19,8	H [m]	26,2	25,9	25,5	24,4	23,0	21,4	19,6	17,7	15,6	13,3	11,0	8,5		
979527382	CL 100-340/2/15.0S	15,0	26,7		32,6	32,4	32,1	31,1	30,1	28,8	27,3	25,7	23,9	22,0	19,8	17,5	15,1	
979527324	CL 100-380/2/18.5S	18,5	33,4		37,4	37,2	36,9	36,1	35,2	34,2	33,0	31,6	30,0	28,3	26,4	24,2	21,9	19,4
979527383	CL 100-430/2/18.5S	18,5	33,4		42,3	42,1	41,9	41,3	40,5	39,4	38,2							
979527384	CL 100-430/2/22.0S	22,0	38,7		42,1	42,0	41,8	41,3	40,5	39,5	38,2	36,7	34,8	32,6	30,0	27,0		
979527385	CL 100-460/2/22.0S	22,0	40,1		46,3	46,2	46,1	45,6	44,9	44,0	42,9	41,6	40,1					
979527386	CL 100-520/2/30.0S	30,0	52,9		51,9	51,8	51,8	51,5	51,0	50,2	49,2	48,0	46,4	44,5	42,2	39,5	36,4	
979527387	CL 100-590/2/37.0S	37,0	65,2		59,1	59,1	59,1	58,9	58,6	58,2	57,4	56,4	55,1	53,4	51,4	48,9	46,0	42,5
979527388	CL 100-740/2/45.0S	45,0	80,3		74,7	74,8	74,8	74,6	74,2	73,3	72,0	70,1	67,6	64,3	60,2			

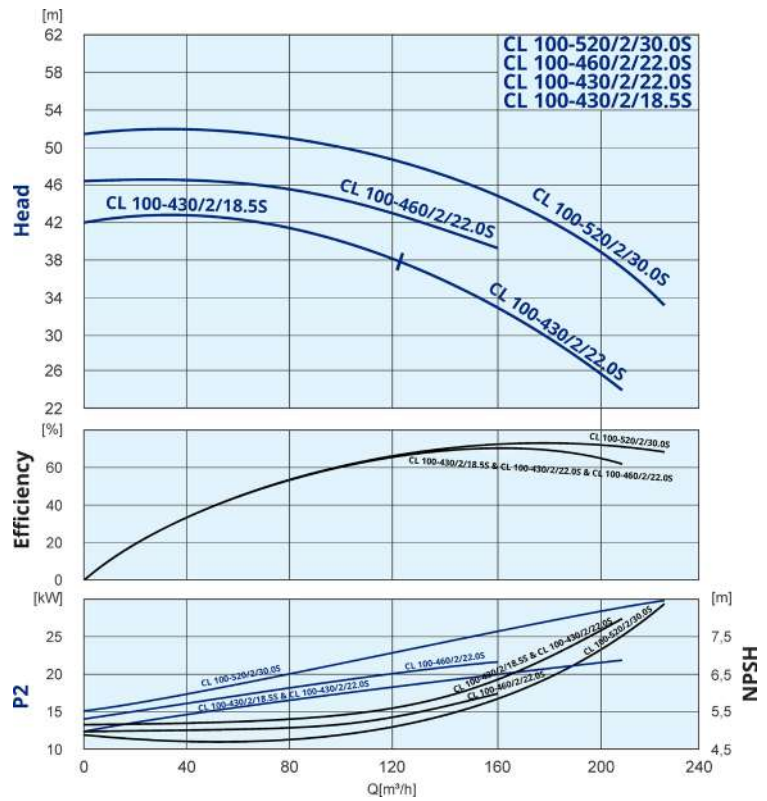
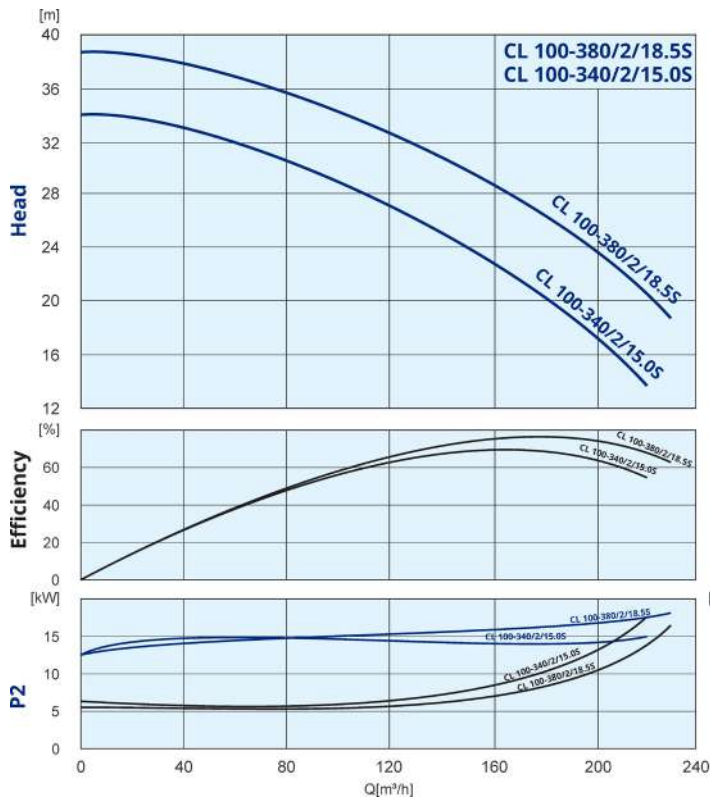
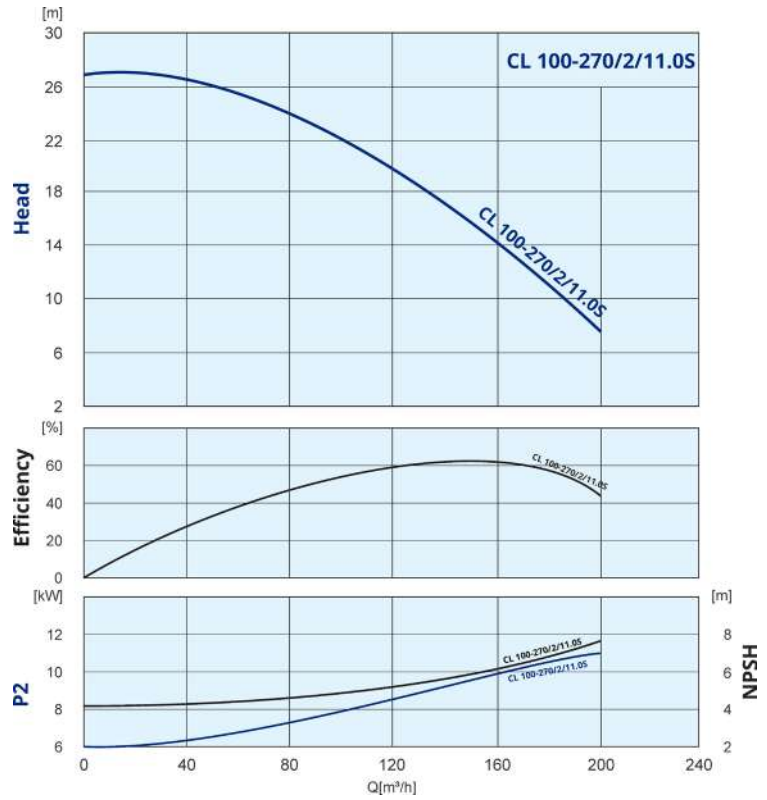
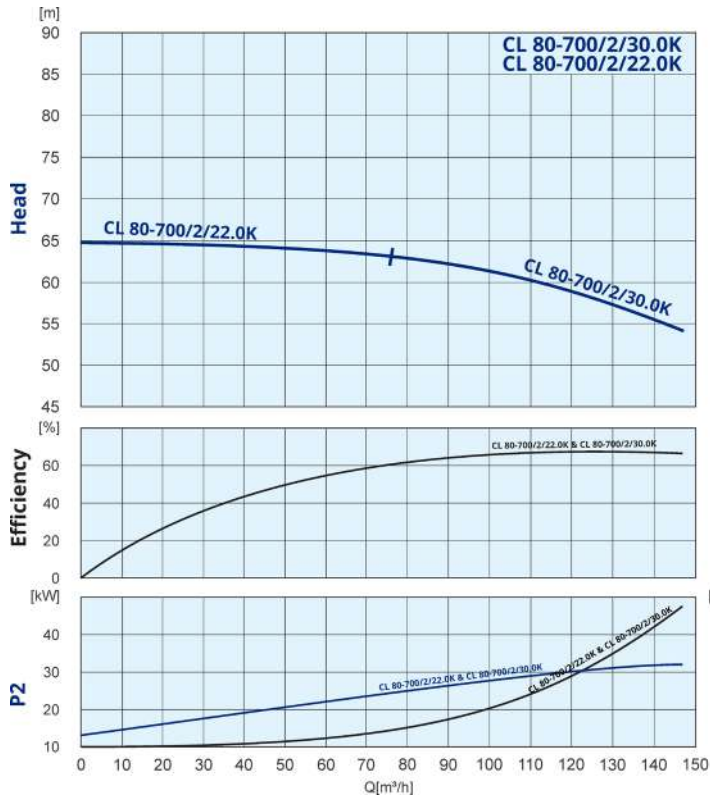
CL 2 poles - Performance curves

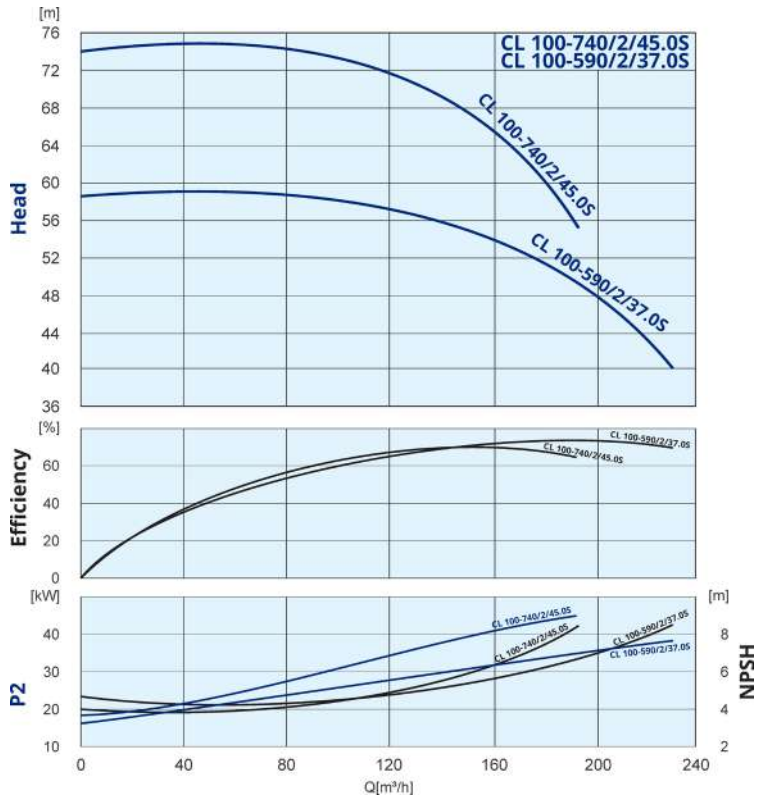




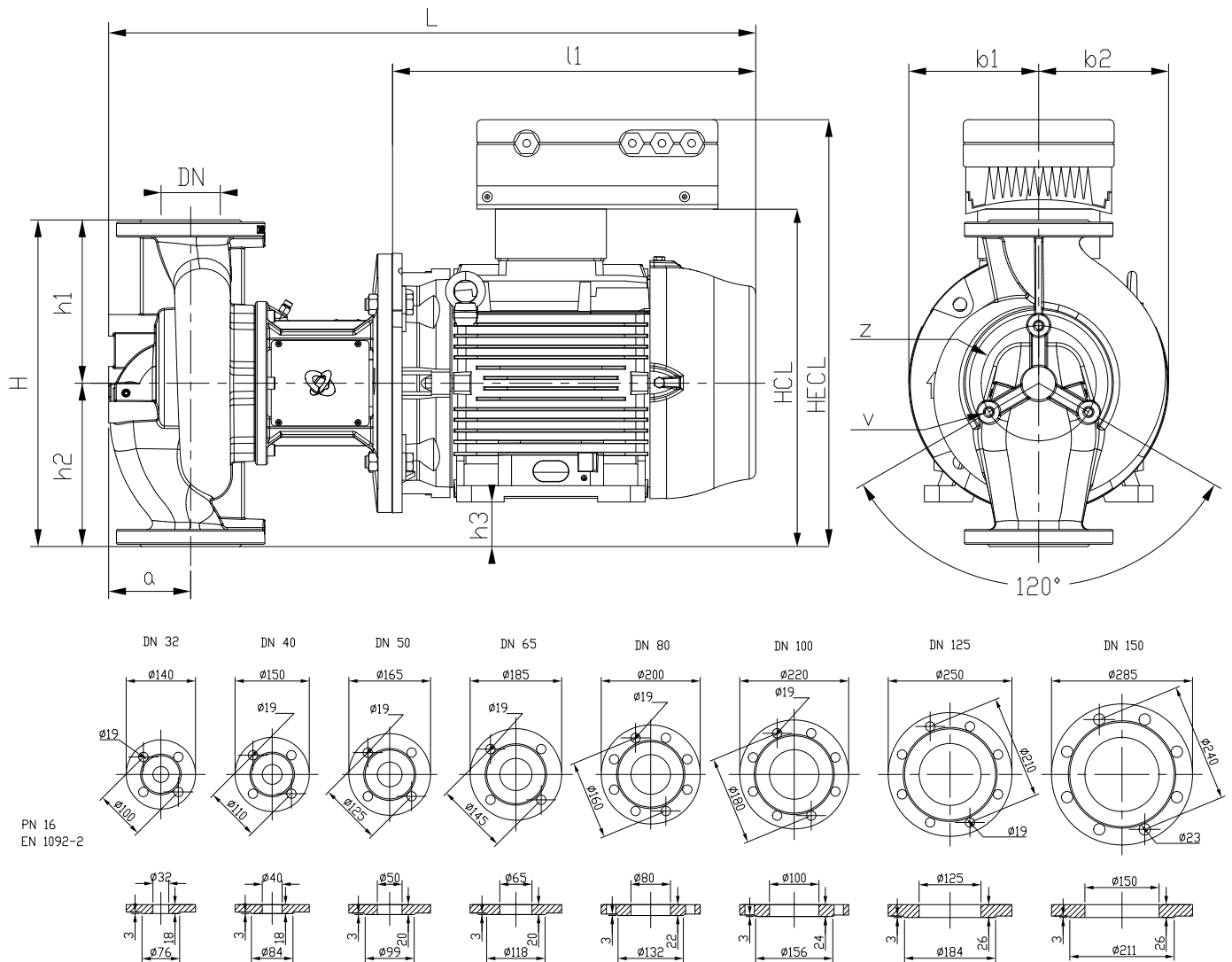








CL 2 poles - Dimensions



CL 2 poles DN40F

Code	Type	H	h1	h2	h3	HCL	HECL	DN	a	L	l1	b1	b2	z	v	PN	kg
979527377	CL 40-175/2/1.5S	300	160	140	/	/	/	40	109	532	267	/	/	/	/	10	60,0
979522075	CL 40-240/2/2.2K	340	170	170	83	328	414	40	100	545	280	131	121	142	M12x35	16	56,5
979522076	CL 40-300/2/3.0K	340	170	170	74	338	424	40	100	609	316	141	141	142	M12x35	16	72,0
979522077	CL 40-360/2/4.0K	340	170	170	62	362	455	40	100	627	334	168	168	142	M12x35	16	81,0
979526521	CL 40-430/2/4.0K	440	220	220	112	440	533	40	106	625	334	164	164	142	M12x35	16	112,0
979522078	CL 40-430/2/5.5K	440	220	220	88	440	543	40	106	700	372	164	164	142	M12x35	16	124,0
979526520	CL 40-530/2/5.5K	440	220	220	88	440	543	40	106	625	372	164	164	142	M12x35	16	125,0
979522079	CL 40-530/2/7.5K	440	220	220	88	440	543	40	106	700	372	164	164	142	M12x35	16	137,0
979526519	CL 40-630/2/7.5K	440	220	220	88	440	543	40	106	625	372	164	164	142	M12x35	16	138,0
979522080	CL 40-630/2/11.0K	440	220	220	60	482	X	40	106	849	490	177	177	142	M12x35	16	190,0
979527378	CL 40-835/2/11.0S	380	200	180	/	/	/	40	107	799	466	/	/	/	/	10	130,0

CL 2 poles DN50F

Code	Type	H	h1	h2	h3	HCL	HECL	DN	a	L	l1	b1	b2	z	v	PN	kg
979522031	CL 50-160/2/1.1K	340	170	170	93	307	395	50	114	502	237	120	116	130	M12x35	16	50,0
979522030	CL 50-190/2/1.5K	340	170	170	82	326	406	50	114	520	255	120	116	130	M12x35	16	56,0
979522032	CL 50-240/2/2.2K	340	170	170	82	326	412	50	114	545	280	120	116	130	M12x35	16	59,0
979522033	CL 50-290/2/3.0K	340	170	170	73	336	422	50	114	609	316	141	141	130	M12x35	16	73,0
979522034	CL 50-360/2/4.0K	340	170	170	62	361	454	50	100	624	334	168	168	130	M12x35	16	81,0
979526524	CL 50-420/2/5.5K	440	220	220	88	440	543	50	118	715	372	163	163	142	M12x35	16	129,0
979522036	CL 50-420/2/7.5K	440	220	220	88	440	543	50	118	715	372	163	163	142	M12x35	16	139,0
979522035	CL 50-430/2/5.5K	340	170	170	38	390	493	50	100	701	372	150	150	130	M12x35	16	111,0
979526523	CL 50-540/2/7.5K	440	220	220	88	440	543	50	118	715	372	163	163	142	M12x35	16	140,0
979522037	CL 50-540/2/11.0K	440	220	220	60	486	X	50	118	864	490	177	177	142	M12x35	16	189,0
979526522	CL 50-630/2/11.0K	440	220	220	60	440	X	50	118	864	490	177	177	142	M12x35	16	190,0
979522038	CL 50-630/2/15.0K	440	220	220	60	486	X	50	118	874	490	177	177	142	M12x35	16	201,0
979527379	CL 50-690/2/11.0S	425	225	200	/	/	/	50	122	814	466	/	/	/	/	10	130,0
979527380	CL 50-690/2/15.0S	425	225	200	/	/	/	50	122	814	466	/	/	/	/	10	140,0
979526527	CL 50-710/2/11.0K	440	220	220	60	482	X	50	115	870	489	177	177	142	M12x35	16	192,0
979522039	CL 50-710/2/15.0K	440	220	220	60	482	X	50	115	870	489	177	177	142	M12x35	16	203,0
979526526	CL 50-830/2/15.0K	440	220	220	60	482	X	50	115	870	489	177	177	142	M12x35	16	204,0
979522040	CL 50-830/2/18.5K	440	220	220	60	482	X	50	115	913	533	177	177	142	M12x35	16	225,0
979526525	CL 50-900/2/18.5K	440	220	220	60	482	X	50	115	913	533	177	177	142	M12x35	16	226,0
979522041	CL 50-900/2/22.0K	440	220	220	40	497	X	50	115	934	554	177	177	142	M12x35	16	254,0

CL 2 poles DN65F

Code	Type	H	h1	h2	h3	HCL	HECL	DN	a	L	l1	b1	b2	z	v	PN	kg
979522081	CL 65-170/2/2.2K	360	180	180	93	360	446	65	114	557	280	130	118	142	M12x25	16	65,0
979522082	CL 65-210/2/3.0K	360	180	180	84	360	446	65	114	621	316	141	141	142	M12x25	16	82,0
979522083	CL 65-250/2/4.0K	360	180	180	72	372	465	65	114	639	334	168	168	142	M12x25	16	88,0
979522084	CL 65-340/2/5.5K	360	180	180	48	400	503	65	107	718	371	150	150	142	M12x35	16	113,0
979522085	CL 65-410/2/7.5K	360	180	180	48	400	503	65	107	718	371	150	150	142	M12x35	16	127,0
979522086	CL 65-460/2/11.0K	475	238	238	78	504	X	65	122	877	490	177	177	142	M12x35	16	193,0
979522087	CL 65-550/2/15.0K	475	238	238	78	504	X	65	122	877	490	177	177	142	M12x35	16	205,0
979522088	CL 65-660/2/18.5K	475	238	238	77	504	X	65	122	919	532	177	177	142	M12x35	16	228,0
979526529	CL 65-720/2/18.5K	475	238	238	77	504	X	65	122	919	532	177	177	142	M12x35	16	229,0
979522089	CL 65-720/2/22.0K	475	238	238	58	519	X	65	122	940	554	177	177	142	M12x35	16	257,0
979526528	CL 65-930/2/22.0K	475	238	238	58	519	X	65	122	940	554	177	177	142	M12x35	16	258,0
979522090	CL 65-930/2/30.0K	475	238	238	38	557	X	65	122	1044	656	200	200	142	M12x35	16	297,0

CL 2 poles DN80F

Code	Type	H	h1	h2	h3	HCL	HECL	DN	a	L	l1	b1	b2	z	v	PN	kg
979522060	CL 80-180/2/3.0K	360	180	180	84	360	446	80	103	624	306	141	141	142	M12x35	16	81,0
979522061	CL 80-210/2/4.0K	360	180	180	72	372	465	80	103	640	306	168	168	142	M12x35	16	89,0
979522062	CL 80-240/2/5.5K	360	180	180	48	399	502	80	103	718	346	150	150	142	M12x35	16	118,0
979522063	CL 80-250/2/7.5K	440	220	220	88	486	589	80	111	725	371	171	150	170	M12x35	16	133,0
979522064	CL 80-330/2/11.0K	440	220	220	60	486	X	80	111	872	489	175	175	170	M12x35	16	188,0
979522065	CL 80-400/2/15.0K	440	220	220	60	486	X	80	111	872	489	175	175	170	M12x35	16	200,0
979522066	CL 80-520/2/18.5K	500	250	250	90	516	X	80	113	922	533	182	177	160	M12x35	16	235,0
979522067	CL 80-570/2/22.0K	500	250	250	70	532	X	80	113	944	554	182	177	160	M12x35	16	265,0
979526530	CL 80-700/2/22.0K	500	250	250	70	532	X	80	113	944	554	182	177	160	M12x35	16	266,0
979522068	CL 80-700/2/30.0K	500	250	250	50	568	X	80	113	1051	656	200	200	160	M12x25	16	323,0

CL 2 poles DN100F

Code	Type	H	h1	h2	h3	HCL	HECL	DN	a	L	l1	b1	b2	z	v	PN	kg
979527381	CL 100-270/2/11.0S	475	300	175	/	/	/	100	224	916	466	/	/	/	/	10	160,0
979527382	CL 100-340/2/15.0S	475	300	175	/	/	/	100	224	916	466	/	/	/	/	10	170,0
979527324	CL 100-380/2/18.5S	475	300	175	/	/	/	100	224	916	466	/	/	/	/	10	185,0
979527383	CL 100-430/2/18.5S	550	300	250	/	/	/	100	202	980	534	/	/	/	/	10	200,0
979527384	CL 100-430/2/22.0S	550	300	250	/	/	/	100	202	965	519	/	/	/	/	10	230,0
979527385	CL 100-460/2/22.0S	550	300	250	/	/	/	100	202	965	519	/	/	/	/	10	230,0
979527386	CL 100-520/2/30.0S	550	300	250	/	/	/	100	209	1010	555	/	/	/	/	10	250,0
979527387	CL 100-590/2/37.0S	550	300	250	/	/	/	100	209	1010	555	/	/	/	/	10	300,0
979527388	CL 100-740/2/45.0S	580	300	280	/	/	/	100	204	1077	625	/	/	/	/	10	340,0

CL 4 poles - Q/H performance

CL 4 poles DN32F

Code	Type	P [kW]	I [A]	H [m]	Q [m³/h]													
					1	2	3	4	5	6	7	8	8,5	9	9,5	10	11	12
979525263	CL 32-80/4/0.25K	0,25	0,7	H [m]	7,2	7,1	7,0	6,8	6,6	6,3	5,9	5,5	5,3	5,1	4,8	4,6	4,1	3,5
979525264	CL 32-100/4/0.37K	0,37	1,1		8,9	8,8	8,7	8,6	8,4	8,1	7,7	7,3	7,1	6,8	6,5	6,2	5,4	4,6

CL 4 poles DN40F

Code	Type	P [kW]	I [A]	H [m]	Q [m³/h]													
					1,80	2,40	3	4,5	6	7,5	9	10,5	12	13,5	15	18	21	24
979526541	CL 40-65/4/0.37S	0,37	1,2	H [m]	6,6	6,6	6,6	6,5	6,4	6,3	6,1	5,9	5,6	5,2	4,7	3,5		
979526542	CL 40-90/4/0.55S	0,55	1,2		9,2	9,2	9,2	9,1	9,0	8,7	8,4	8,0	7,4	6,8	6,0	4,2		
979525265	CL 40-110/4/0.75K	0,75	1,7		11,1	11,1	11,0	10,9	10,7	10,5	10,3	10,0	9,6	9,2	8,8	7,7		
979525266	CL 40-140/4/1.1K	1,1	2,4		15,2	15,2	15,1	15,0	14,8	14,6	14,4	14,1	13,8	13,4	12,9	11,9	10,6	

CL 4 poles DN50F

Code	Type	P [kW]	I [A]	H [m]	Q [m³/h]													
					3	4,5	6	7,5	9	10,5	12	13,5	15	18	21	24	27	30
979526543	CL 50-50/4/0.37S	0,37	1,2	H [m]	5,1	5,0	5,0	4,9	4,8	4,6	4,5	4,3	4,0	3,5	2,7	1,9		
979526544	CL 50-65/4/0.55S	0,55	1,2		6,5	6,5	6,4	6,4	6,3	6,3	6,2	6,1	6,0	5,7	5,2	4,5	3,6	
979526545	CL 50-70/4/0.55S	0,55	1,2		7,2	7,2	7,2	7,1	7,0	6,9	6,8	6,6	6,5	6,0	5,3	4,5		
979527077	CL 50-75/4/0.55K	0,55	1,4		7,6	7,6	7,5	7,4	7,3	7,1	6,8	6,6	6,3	5,5	4,6	3,5	2,2	
979526546	CL 50-85/4/0.75S	0,75	2,1		8,7	8,7	8,7	8,7	8,6	8,5	8,4	8,3	8,1	7,6	7,1	6,3	5,4	4,4
979527078	CL 50-90/4/0.75K	0,75	1,7		9,0	8,9	8,9	8,8	8,6	8,5	8,3	8,1	7,8	7,1	6,2	5,1	3,7	
979526483	CL 50-110/4/0.75K	0,75	1,7		10,3	10,3	10,2	10,1	10,0	9,9	9,7	9,5	9,3					
979526484	CL 50-110/4/1.1K	1,1	2,4		10,6	10,6	10,5	10,5	10,4	10,3	10,1	9,9	9,7	9,2	8,4	7,5	6,4	4,9
979525270	CL 50-120/4/1.1K	1,1	2,4		12,5	12,5	12,5	12,5	12,4	12,3	12,2	12,0	11,9	11,4	10,9	10,2	9,4	
979525271	CL 50-140/4/1.5K	1,5	3,2		14,7	14,7	14,7	14,7	14,6	14,5	14,4	14,3	14,1	13,7	13,2	12,5	11,8	11,0
979525267	CL 50-190/4/2.2K	2,2	4,6		18,7	18,7	18,7	18,6	18,6	18,4	18,3	18,1	18,0	17,5	16,9	16,3	15,6	14,7
979525268	CL 50-230/4/3.0K	3,0	6,2		21,7	21,6	21,6	21,5	21,5	21,4	21,3	21,2	21,1	20,7	20,3	19,8	19,1	18,3

CL 4 poles DN65F

Code	Type	P [kW]	I [A]	H [m]	Q [m³/h]													
					9	10,5	12	13,5	15	18	21	24	27	30	36	42	48	54
979526485	CL 65-50/4/0.55K	0,55	1,4	H [m]	4,8	4,7	4,6	4,4	4,3	3,9	3,4	2,8	2,1					
979526548	CL 65-50/4/0.55S	0,55	1,2		4,8	4,7	4,7	4,7	4,6	4,5	4,3	4,2	3,9	3,6				
979526549	CL 65-60/4/0.75S	0,75	2,1		6,1	6,1	6,1	6,1	6,0	6,0	5,9	5,7	5,5	5,3	4,5	3,5		
979526486	CL 65-70/4/0.75K	0,75	1,7		6,8	6,8	6,7	6,7	6,6	6,3	5,9	5,4	4,8	3,9				
979526487	CL 65-90/4/0.75K	0,75	1,7		9,8	9,8	9,7	9,7	9,6									
979526488	CL 65-90/4/1.1K	1,1	2,4		10,0	10,0	9,9	9,8	9,8	9,6	9,3	9,0	8,6	8,1	6,9	5,2		
979526552	CL 65-105/4/1.5S	1,5	3,5		10,5	10,5	10,5	10,5	10,4	10,3	10,2	10,0	9,8	9,5	8,7	7,6	6,2	
979525272	CL 65-110/4/1.1K	1,1	2,4		10,4	10,3	10,3	10,2	10,1	9,9	9,6	9,3	8,9					
979525273	CL 65-130/4/1.5K	1,5	3,2		11,8	11,7	11,7	11,7	11,6	11,4	11,2	10,9	10,5	9,9	8,6			
979525274	CL 65-150/4/2.2K	2,2	4,6		14,7	14,7	14,6	14,6	14,5	14,4	14,2	13,9	13,6	13,2	12,1	10,6		
979525275	CL 65-170/4/3.0K	3,0	6,2		16,1	16,1	16,1	16,0	16,0	15,9	15,7	15,5	15,2	14,8	13,7	12,2	10,2	
979526553	CL 65-180/4/3.0S	3,0	6,2		18,5	18,5	18,5	18,5	18,5	18,3	18,1	17,8	17,4	16,9	15,4	13,4	10,6	7,1
979527389	CL 65-220/4/3.0S	3,0	7,1		22,1	22,1	22,1	22,1	22,1	22,1	22,0	21,9	21,6	21,3	20,2			
979527390	CL 65-220/4/4.0S	4,0	8,3		22,3	22,3	22,3	22,3	22,2	22,2	22,0	21,8	21,5	21,1	20,0	18,4	16,3	13,5
979525276	CL 65-240/4/4.0K	4,0	8,2		22,5	22,5	22,4	22,3	22,3	22,1	21,8	21,6	21,2	20,8	19,8	18,6	17,1	

CL 4 poles DN80F

Code	Type	P [kW]	I [A]	H [m]	Q [m³/h]													
					15	18	21	24	27	30	36	42	48	54	60	75	85	105
979526554	CL 80-45/4/0.55S	0,55	1,2	H [m]	4,2	4,1	4,0	3,9	3,8	3,7	3,4	3,0	2,5	1,8				
979526555	CL 80-60/4/0.75S	0,75	2,1		5,4	5,4	5,3	5,2	5,1	5,0	4,7	4,3	3,8	3,2	2,4			
979525277	CL 80-70/4/1.1K	1,1	2,4		6,7	6,7	6,6	6,6	6,5	6,4	6,1	5,7	5,2	4,6	3,9			
979526467	CL 80-70/4/1.5K	1,5	3,2		7,0	6,9	6,8	6,8	6,7	6,6	6,3	6,0	5,5	5,0	4,4	2,3		
979525278	CL 80-90/4/1.5K	1,5	3,2		8,6	8,6	8,5	8,5	8,4	8,3	8,2	7,9	7,6					
979526468	CL 80-90/4/2.2K	2,2	4,6		8,5	8,5	8,4	8,4	8,3	8,2	8,1	7,8	7,5	7,0	6,5	4,4		
979525279	CL 80-110/4/2.2K	2,2	4,6		9,6	9,6	9,5	9,5	9,4	9,3	9,2	9,0	8,7	8,3	7,8	6,2		
979526556	CL 80-115/4/2.2S	2,2	5,0		11,5	11,5	11,5	11,4	11,4	11,3	11,0	10,7	10,2	9,5	8,7			
979525286	CL 80-150/4/3.0K	3,0	6,2		14,5	14,4	14,4	14,3	14,3	14,2	14,0	13,7	13,3	12,8	12,3			
979525287	CL 80-170/4/4.0K	4,0	8,2		15,9	15,9	15,8	15,8	15,8	15,7	15,5	15,3	15,0	14,6	14,2	12,7	11,5	
979526557	CL 80-205/4/5.5S	5,5	11,2		21,2	21,2	21,3	21,3	21,2	21,2	20,9	20,5	19,8	18,9	17,8	13,5	9,4	
979526558	CL 80-260/4/7.5S	7,5	15,4		26,3	26,3	26,3	26,3	26,3	26,2	26,0	25,7	25,1	24,4	23,4	20,1	16,9	
979526559	CL 80-330/4/11.0S	11,0	21,3		33,4	33,5	33,5	33,5	33,5	33,5	33,4	33,2	32,8	32,4	31,7	29,3	26,9	19,9
979526560	CL 80-360/4/15.0S	15,0	29,4		36,6	36,6	36,6	36,6	36,7	36,7	36,6	36,5	36,3	36,0	35,5	33,5	31,5	25,0

CL 4 poles DN100F

Code	Type	P [kW]	I [A]	H [m]	Q [m³/h]														
					24	27	30	36	42	48	54	60	75	90	105	120	135	150	
979525280	CL 100-70/4/1.5K	1,5	3,3	H [m]	6,9	6,8	6,7	6,6	6,4	6,2	6,0	5,8							
979525281	CL 100-90/4/2.2K	2,2	4,5		8,8	8,7	8,7	8,6	8,4	8,3	8,1	7,9	7,2	6,2	4,9				
979526494	CL 100-110/4/2.2K	2,2	4,6		9,9	9,9	9,8	9,6	9,5	9,3	9,2	9,1							
979525282	CL 100-110/4/3.0K	3,0	6,0		10,2	10,1	10,1	10,0	9,9	9,8	9,7	9,5	9,0	8,2	7,1	5,6			
979526561	CL 100-130/4/4.0S	4,0	6,6		13,1	13,1	13,1	13,0	12,9	12,8	12,7	12,5	11,8	10,9	9,6	7,9			
979526562	CL 100-145/4/4.0S	4,0	8,5		14,4	14,4	14,4	14,3	14,2	14,0	13,8	13,4	12,2	10,2					
979526563	CL 100-175/4/5.5S	5,5	11,3		17,9	17,9	17,9	17,8	17,7	17,5	17,2	16,9	15,8	14,3	12,5	10,3			
979526564	CL 100-220/4/7.5S	7,5	15,0		21,9	21,9	21,9	21,9	21,8	21,7	21,6	21,4	20,6	19,5	18,0	16,0	13,5		
979526565	CL 100-250/4/11.0S	11,0	21,3		24,9	24,9	25,0	25,0	25,0	24,9	24,9	24,7	24,2	23,2	21,9	20,1	17,7	14,8	

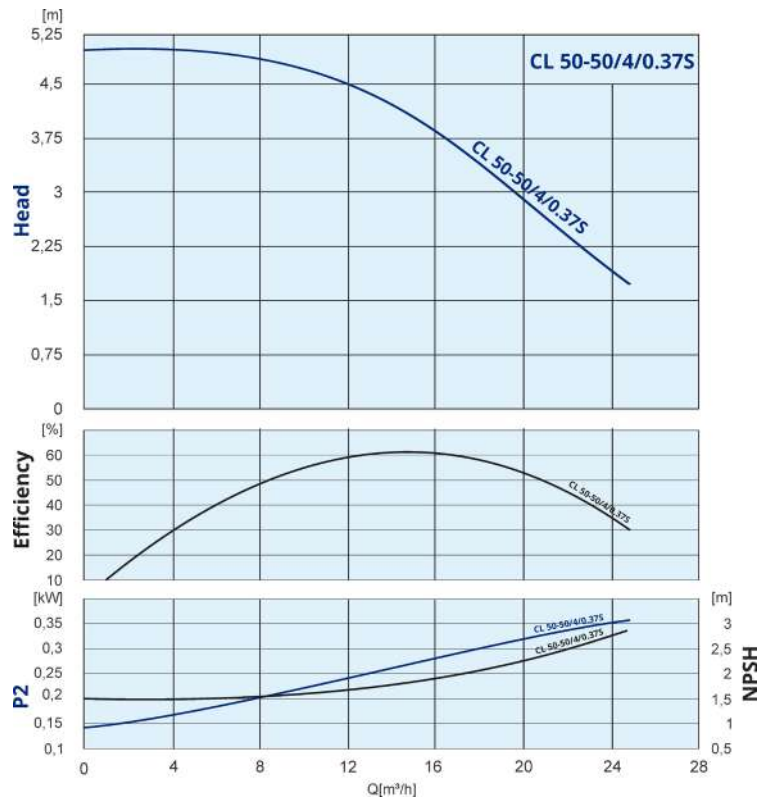
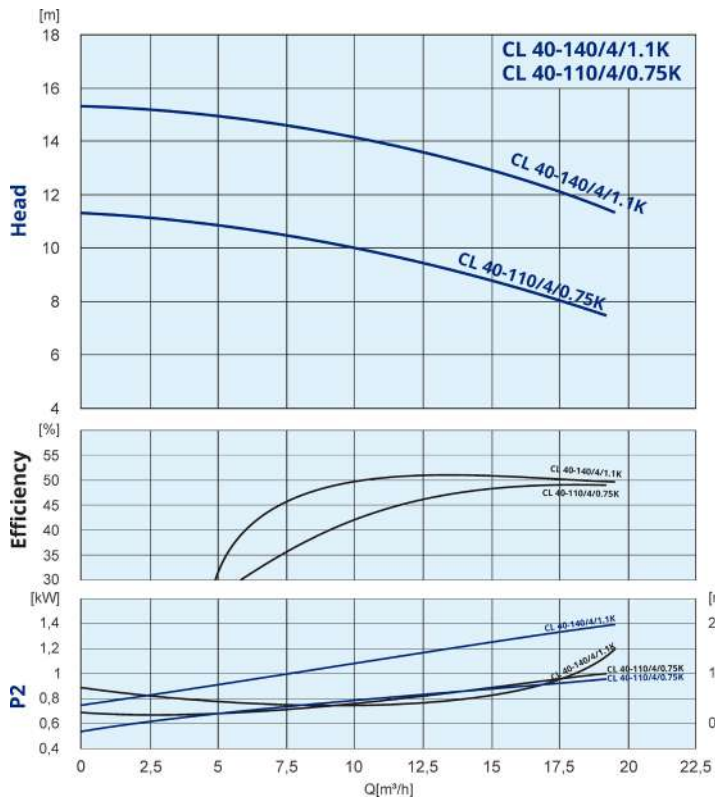
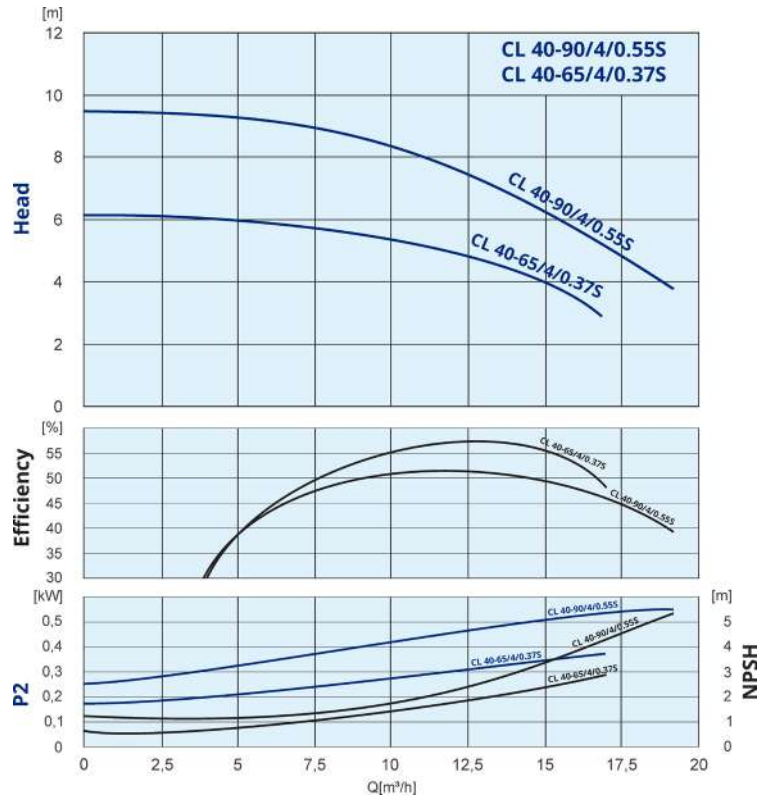
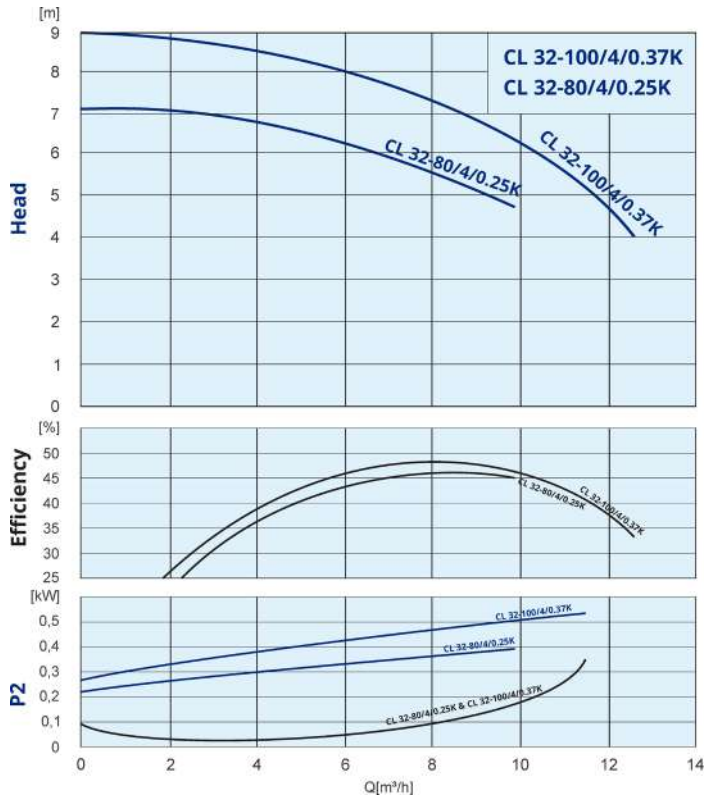
CL 4 poles DN125F

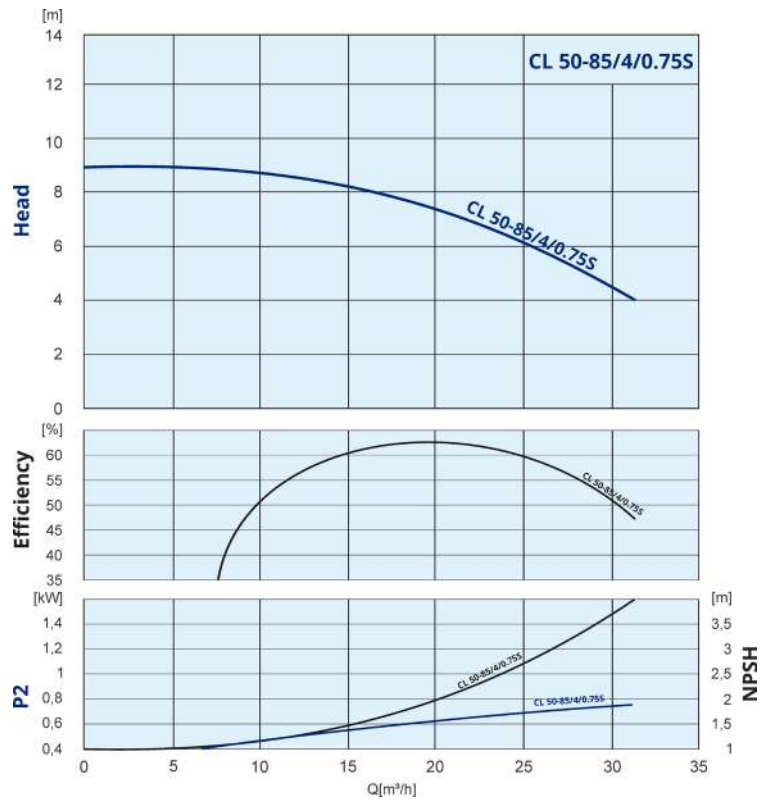
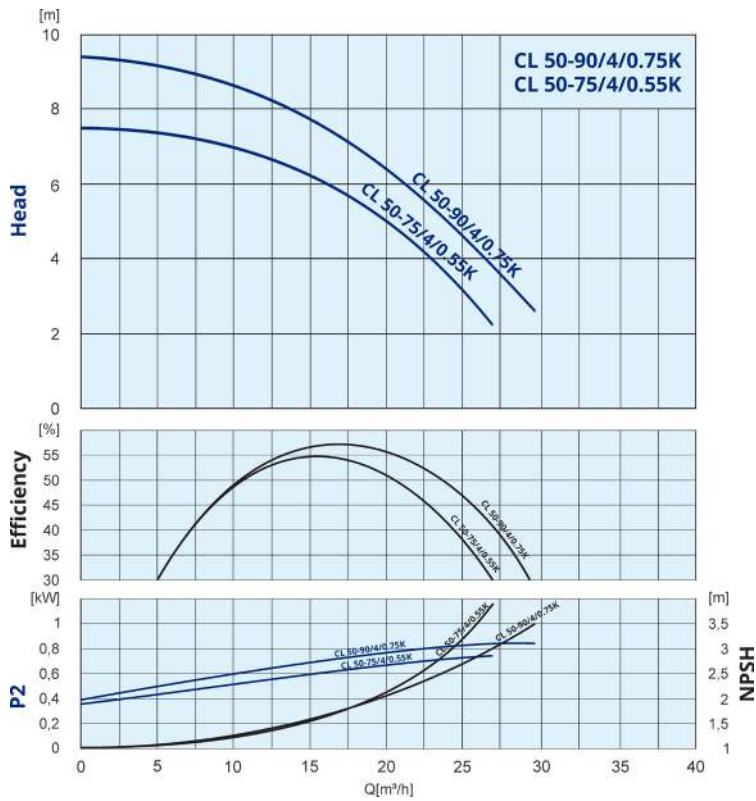
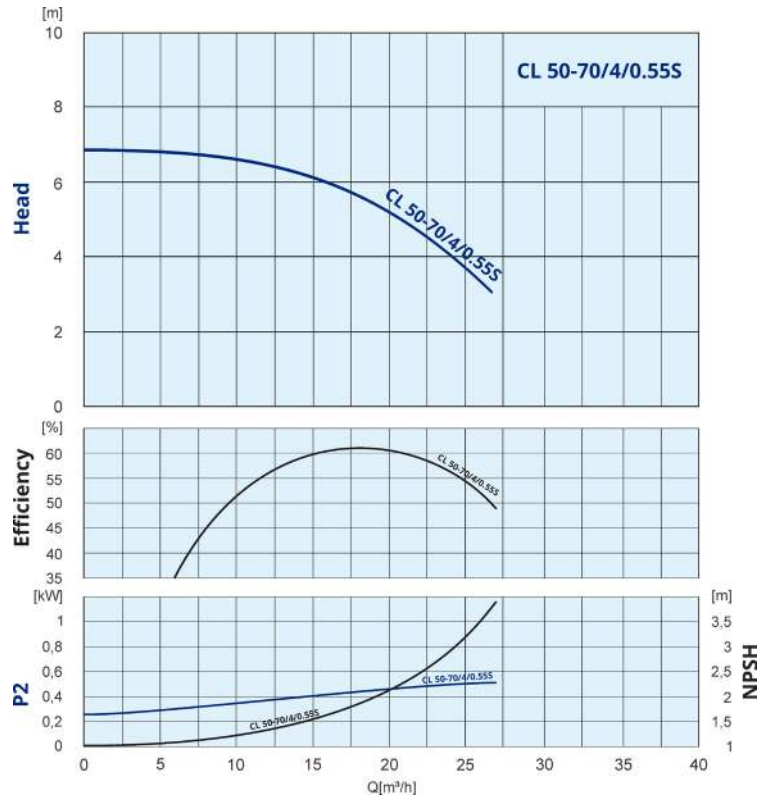
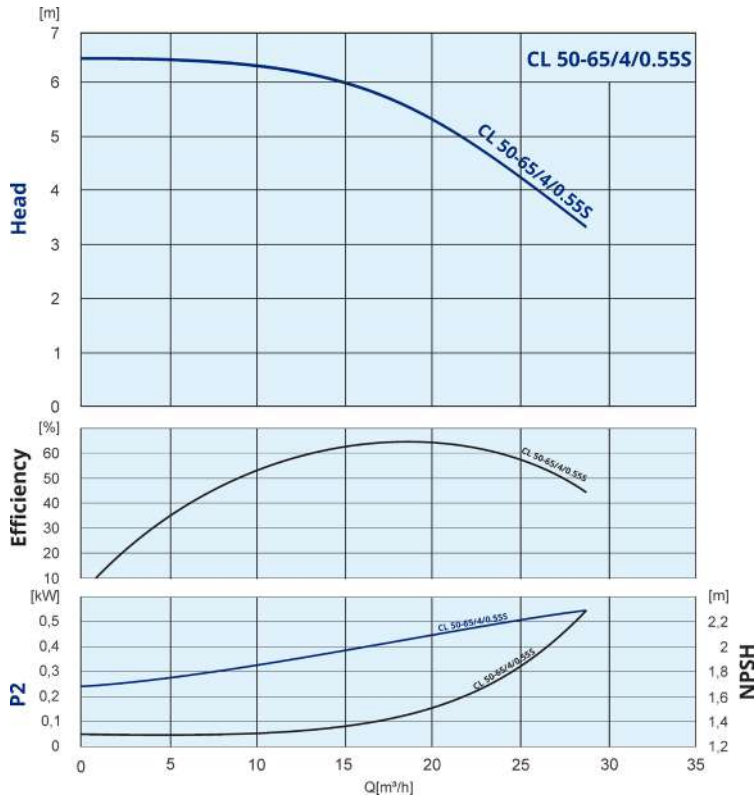
Code	Type	P [kW]	I [A]	H [m]	Q [m³/h]														
					12	24	36	54	60	72	84	96	108	120	144	168	192	204	
979526566	CL 125-150/4/5.5S	5,5	11,3	H [m]	14,7	14,8	14,8	14,7	14,6	14,3	13,8	13,1	12,2	11,1	8,4				
979526567	CL 125-180/4/7.5S	7,5	15,0		18,1	18,2	18,2	18,1	18,0	17,8	17,5	17,0	16,3	15,4	13,0	9,9			
979526568	CL 125-225/4/11.0S	11,0	21,3		22,5	22,5	22,4	22,3	22,3	22,1	22,0	21,7	21,3	20,8	19,5	17,6			
979526569	CL 125-285/4/15.0S	15,0	29,4		28,3	28,3	28,3	28,2	28,2	28,1	28,0	27,7	27,4	27,1	26,1	24,5	22,5	21,1	

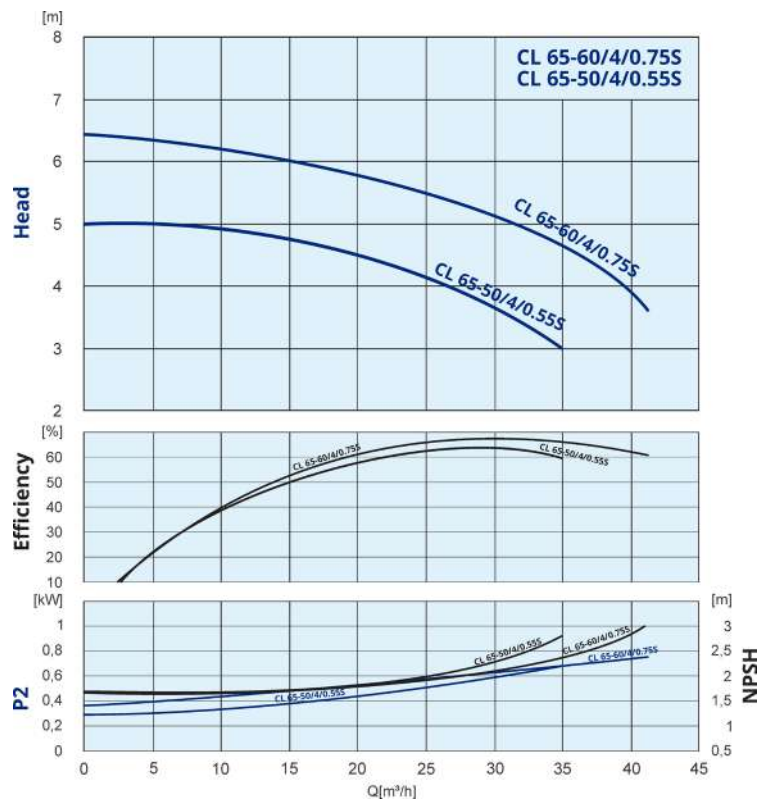
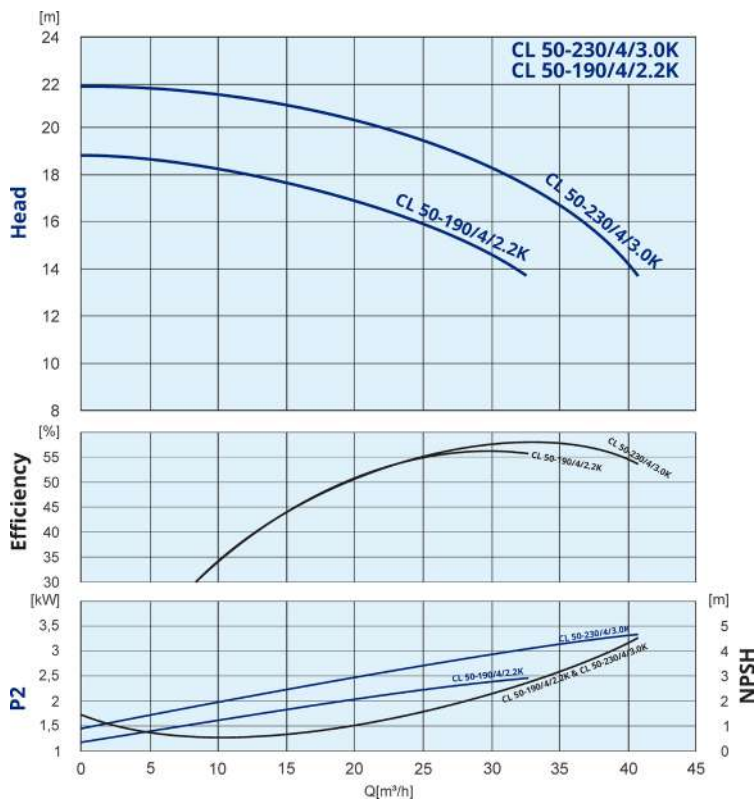
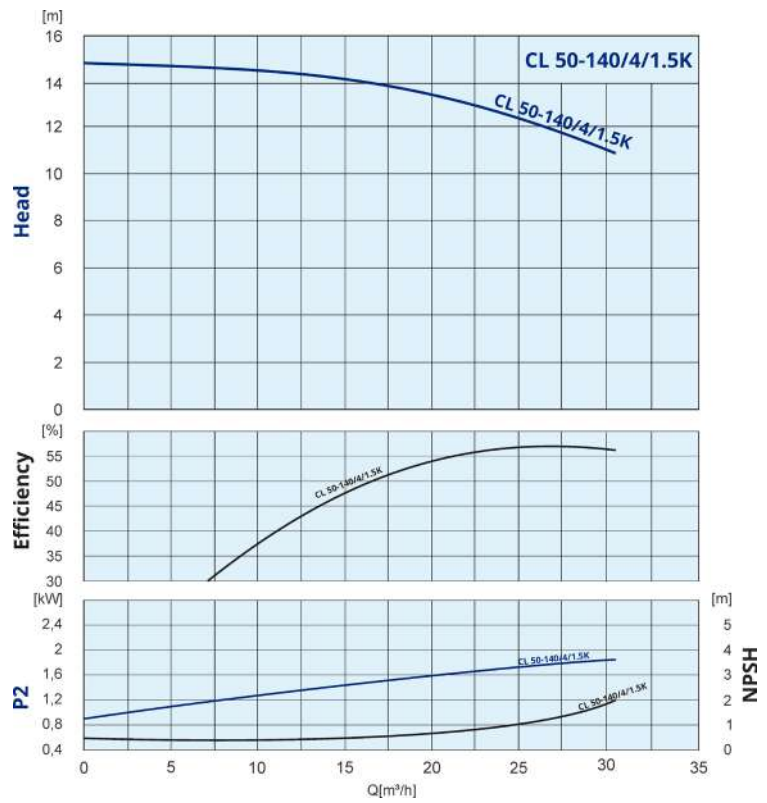
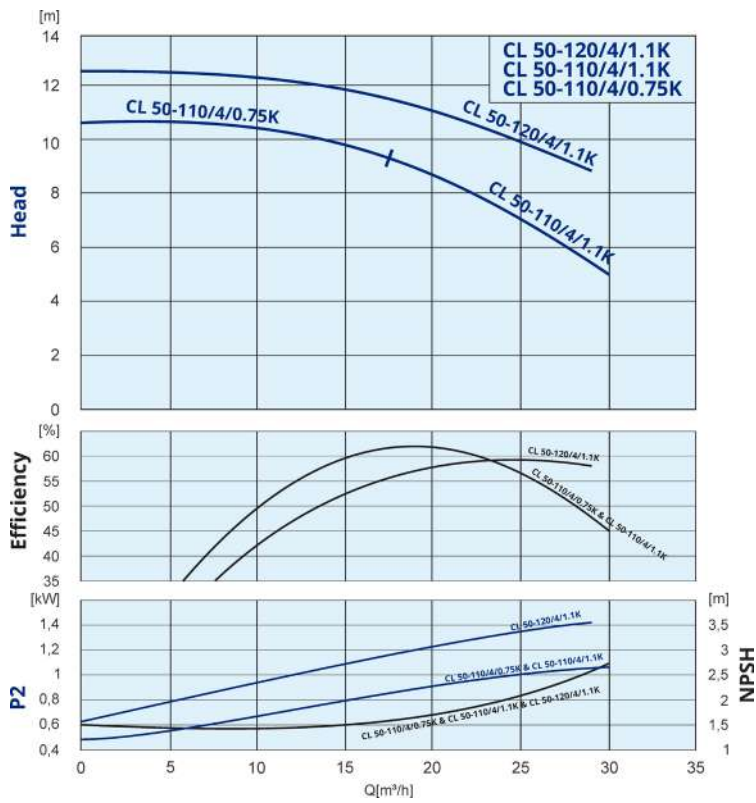
CL 4 poles DN150F

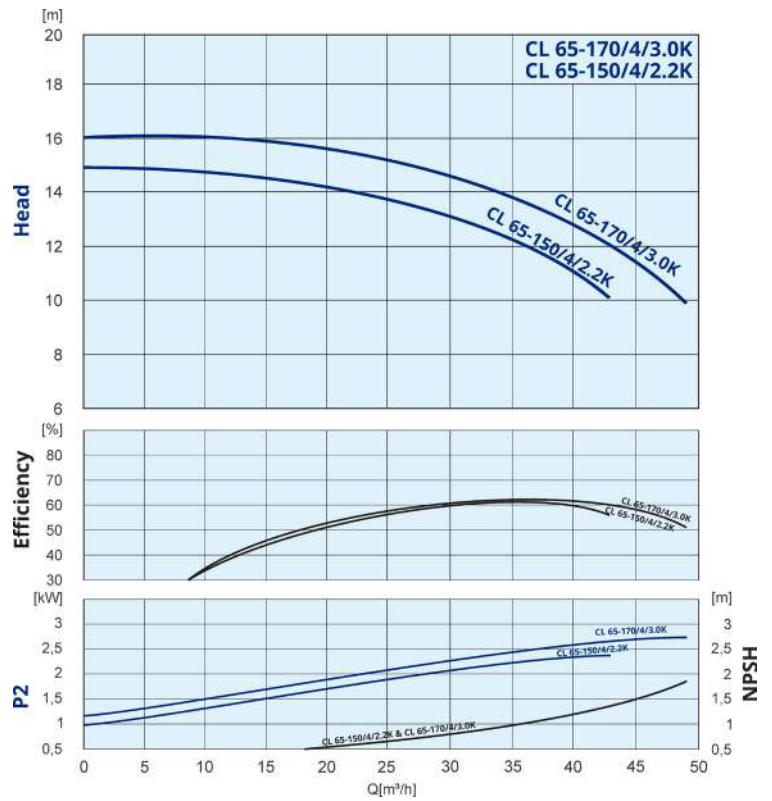
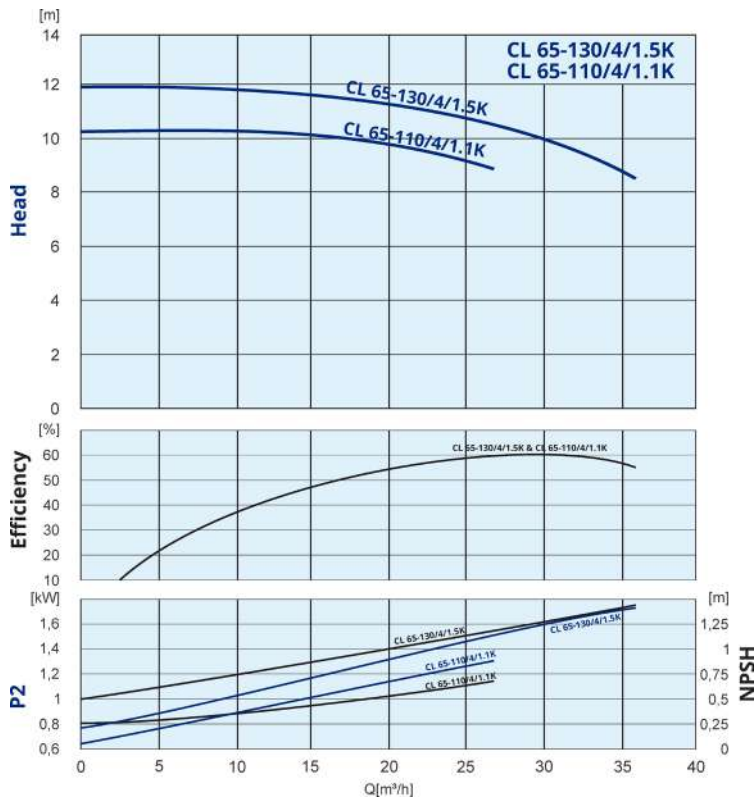
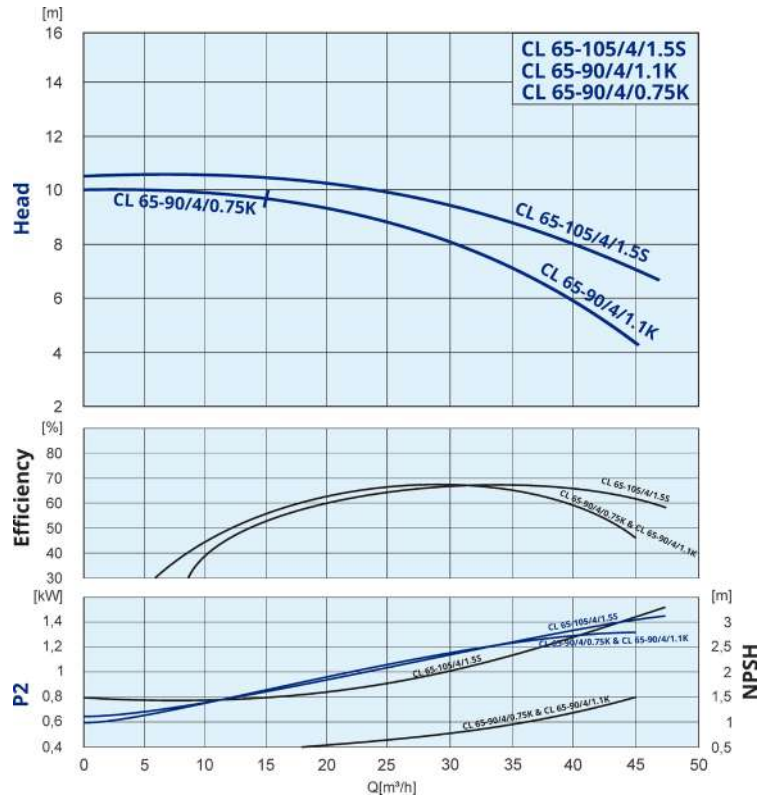
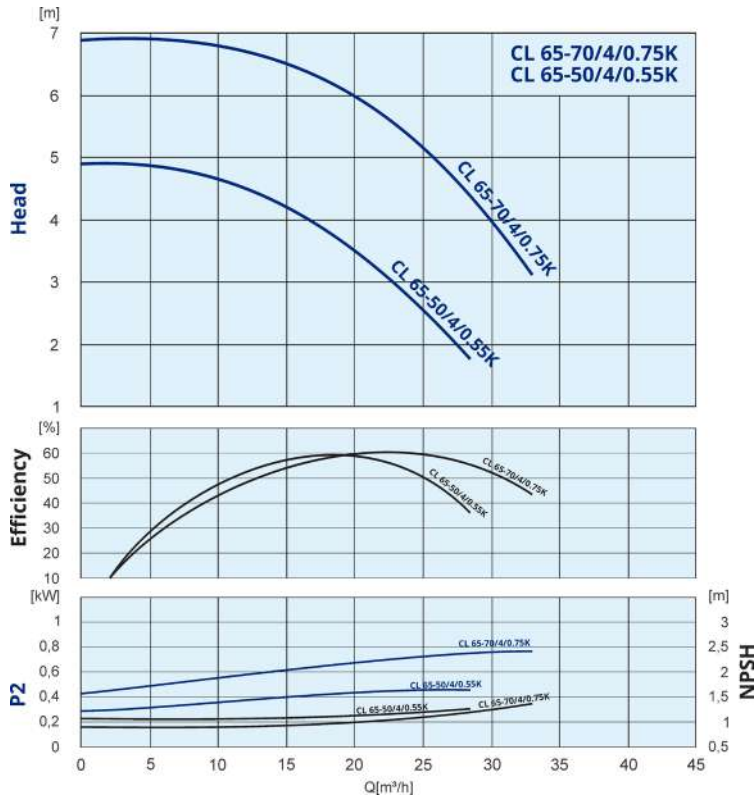
Code	Type	P [kW]	I [A]	H [m]	Q [m³/h]													
					70	75	90	105	120	135	150	165	180	195	210	225	240	280
979526570	CL 150-140/4/11.0S	11,0	21,3	H [m]	14,1	14,1	14,1	14,0	13,9	13,7	13,5	13,2	12,9	12,5	12,0	11,5	10,8	
979526501	CL 150-180/4/15.0S	15,0	29,4		17,7	17,7	17,7	17,6	17,5	17,4	17,2	17,0	16,7	16,4	16,0	15,5	15,0	13,2
979526571	CL 150-210/4/15.0S	15,0	29,8		20,9	20,8	20,7	20,5	20,3	20,0	19,6	19,0	18,4	17,6	16,7	15,6	14,3	
979526572	CL 150-250/4/18.5S	18,5	35,8		24,8	24,8	24,8	24,6	24,5	24,3	23,9	23,5	23,0	22,4	21,6	20,6	19,5	
979526573	CL 150-275/4/22.0S	22,0	42,1		27,4	27,4	27,4	27,3	27,1	26,9	26,7	26,3	25,9	25,3	24,6	23,8	22,9	19,6

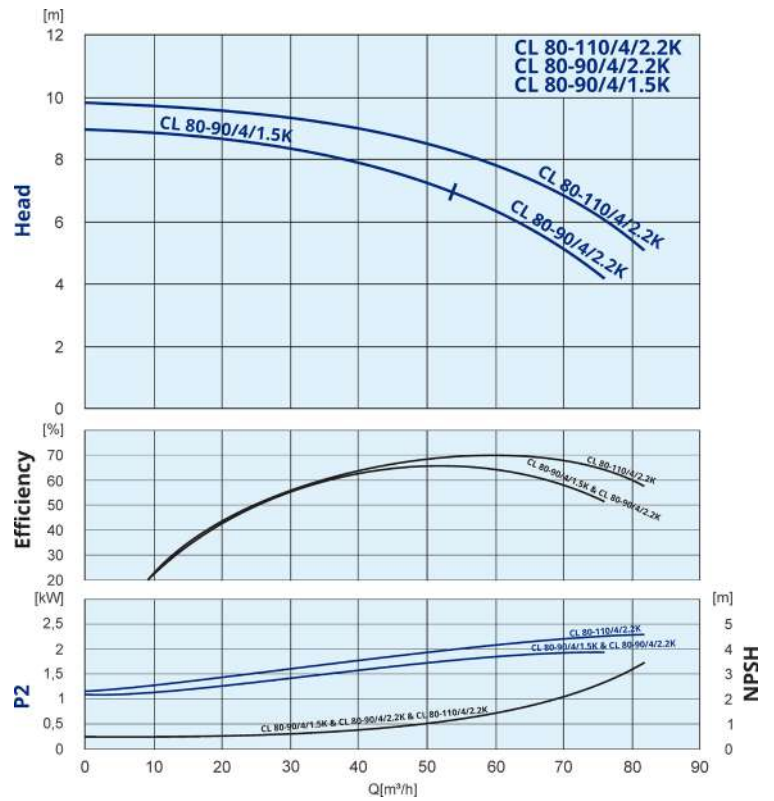
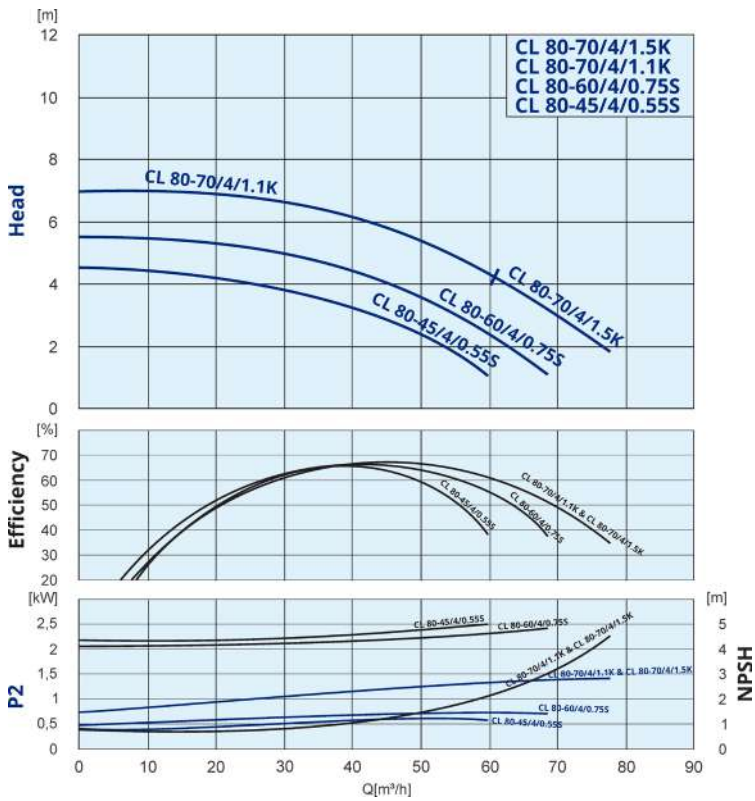
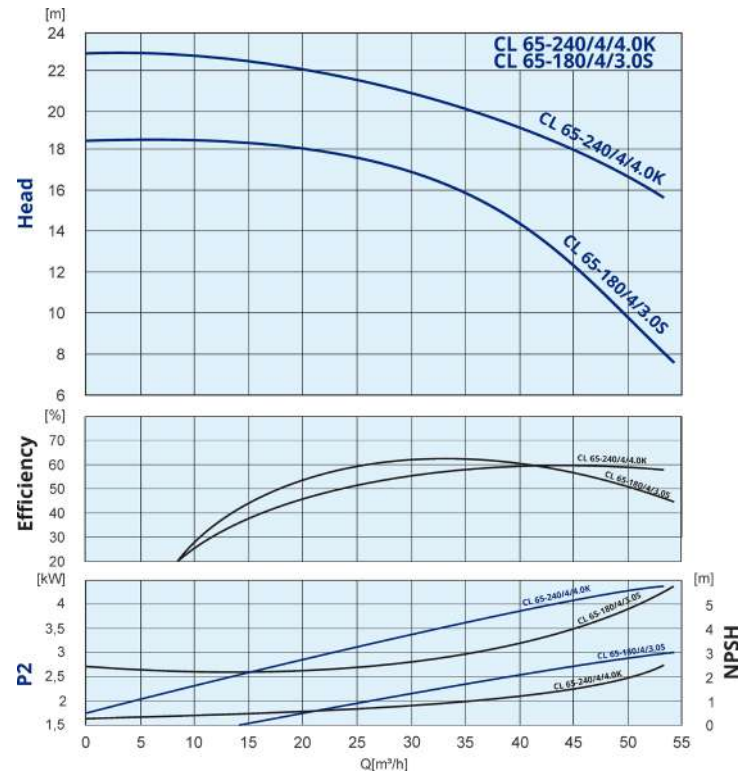
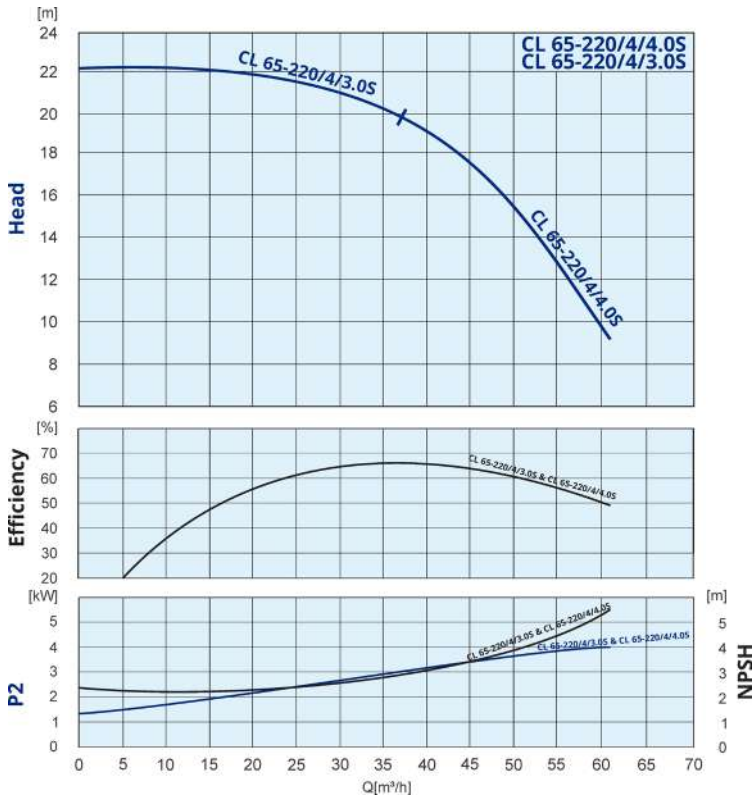
CL 4 poles - Performance curves

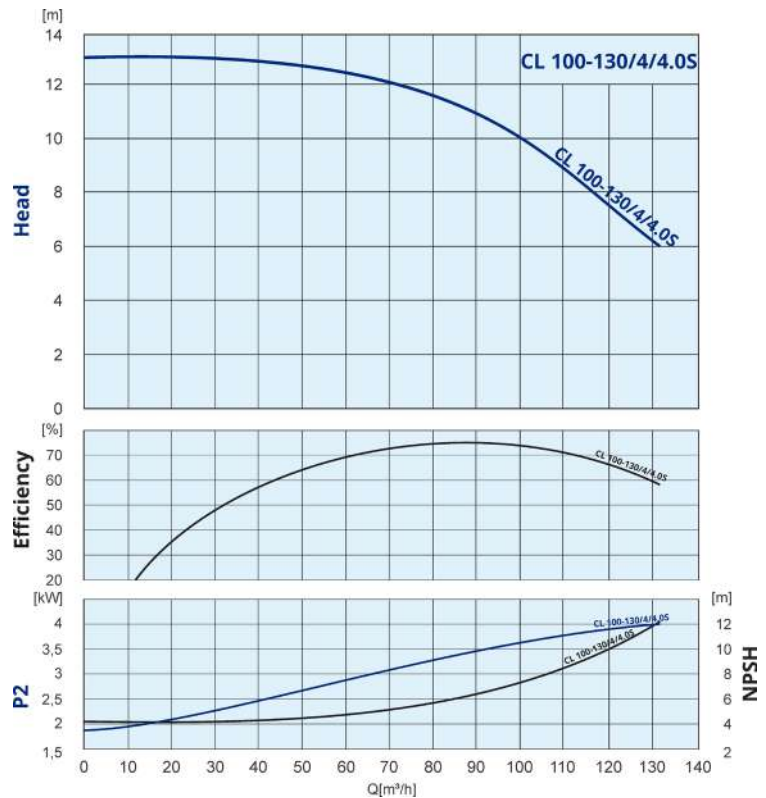
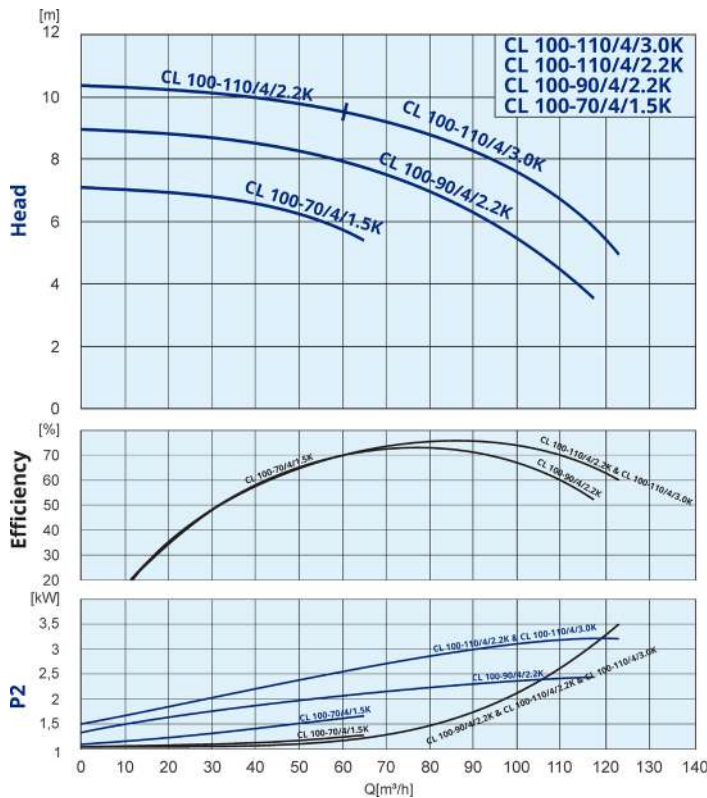
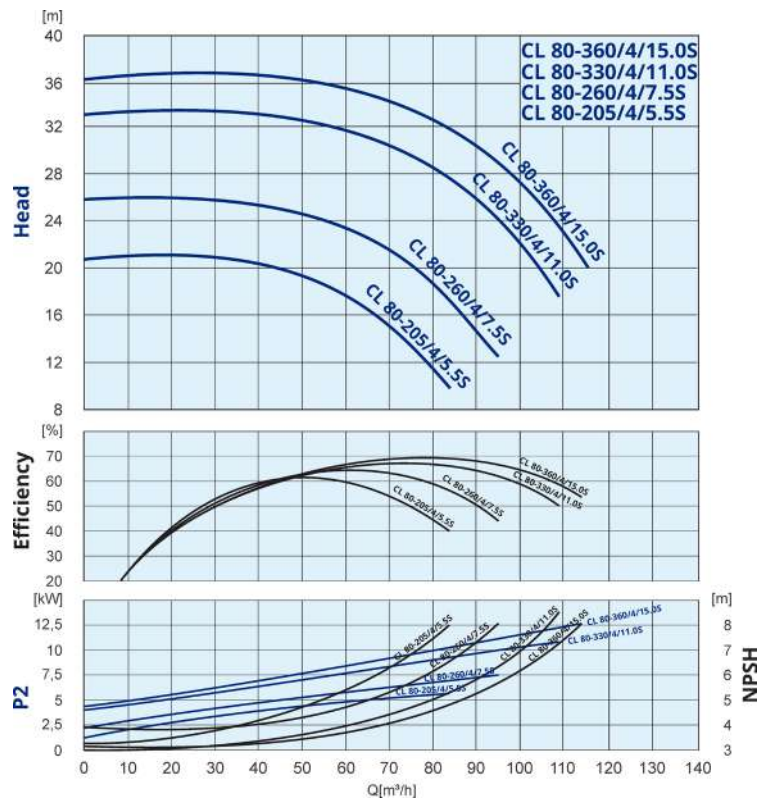
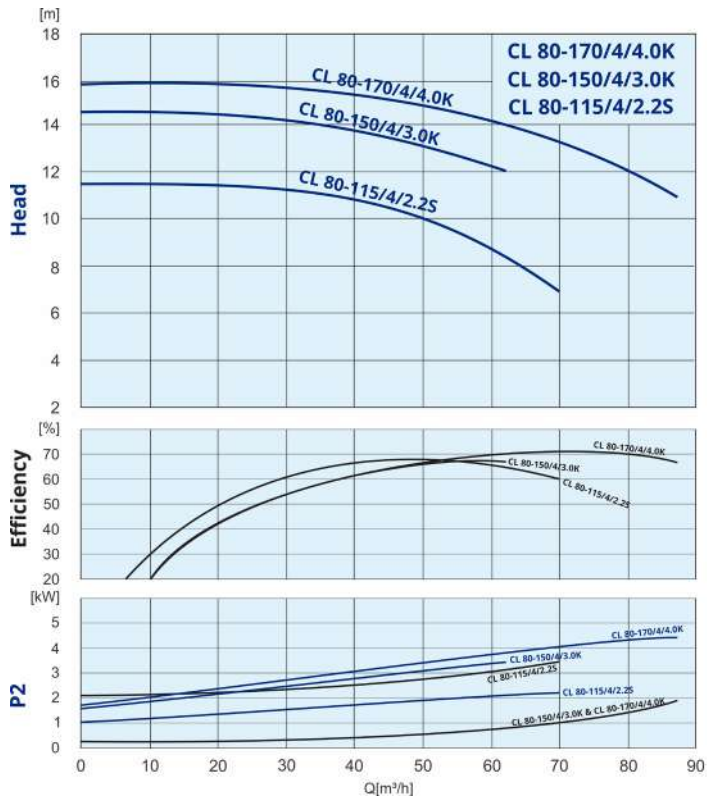


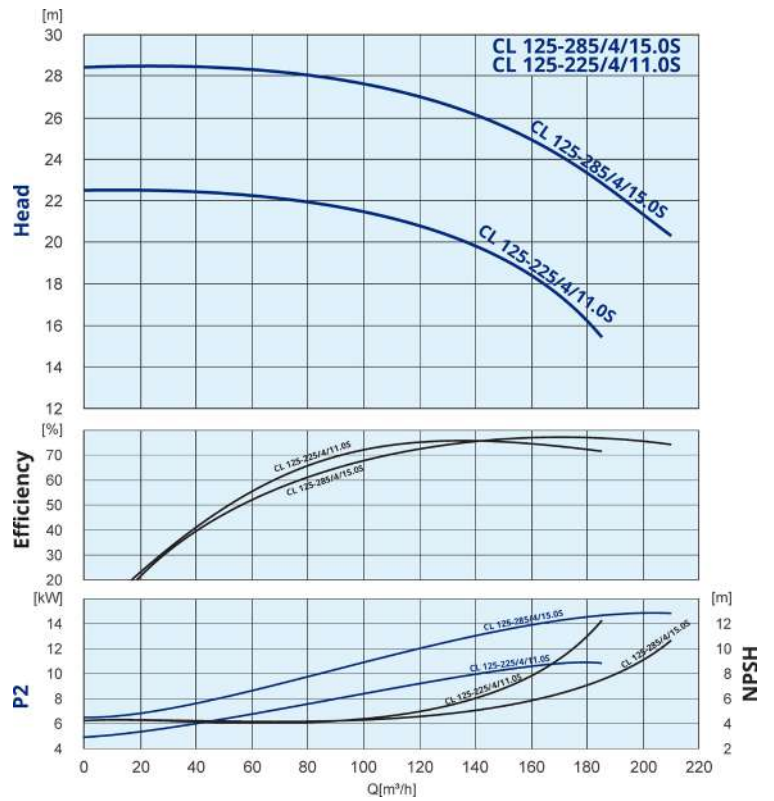
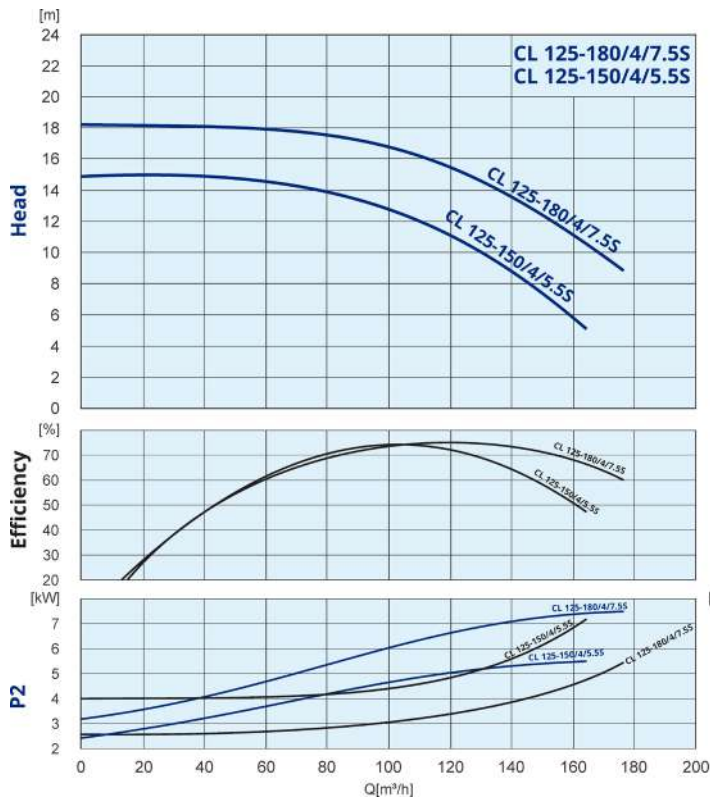
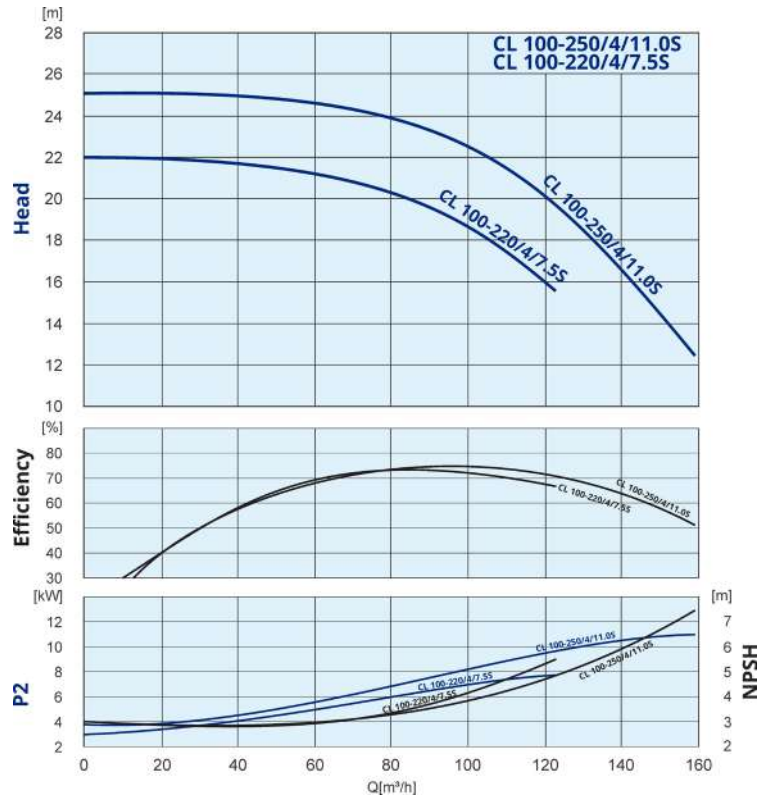
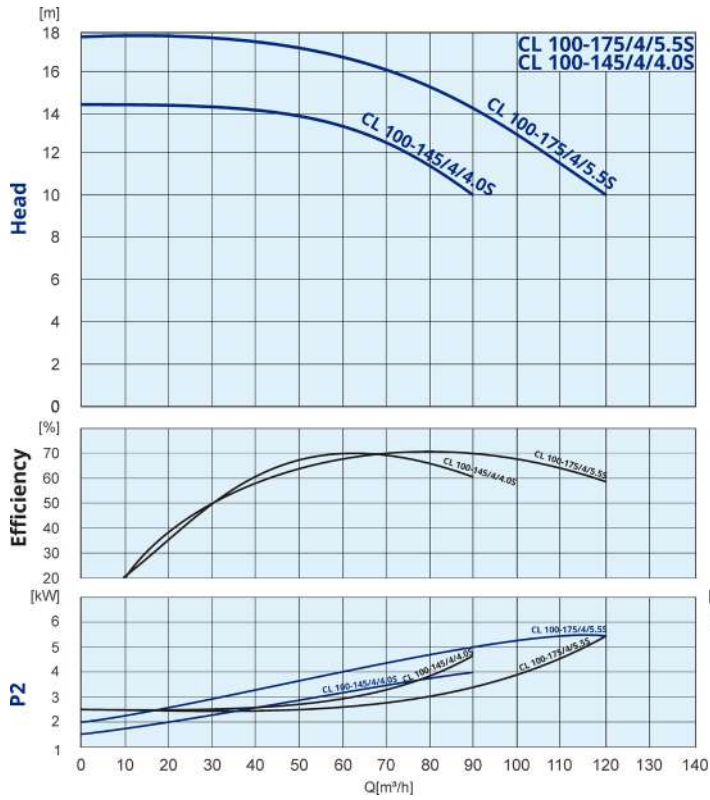


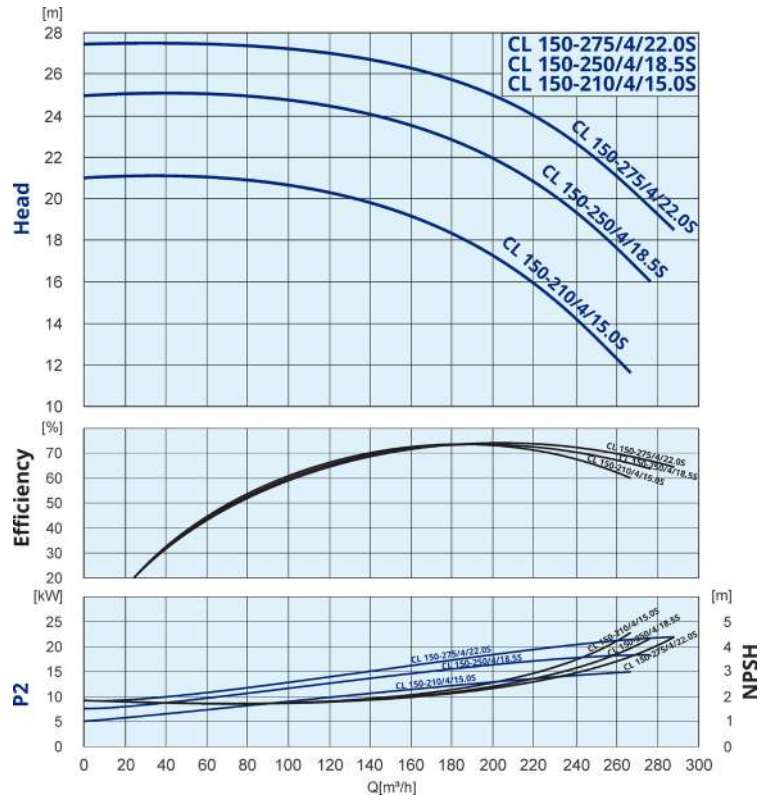
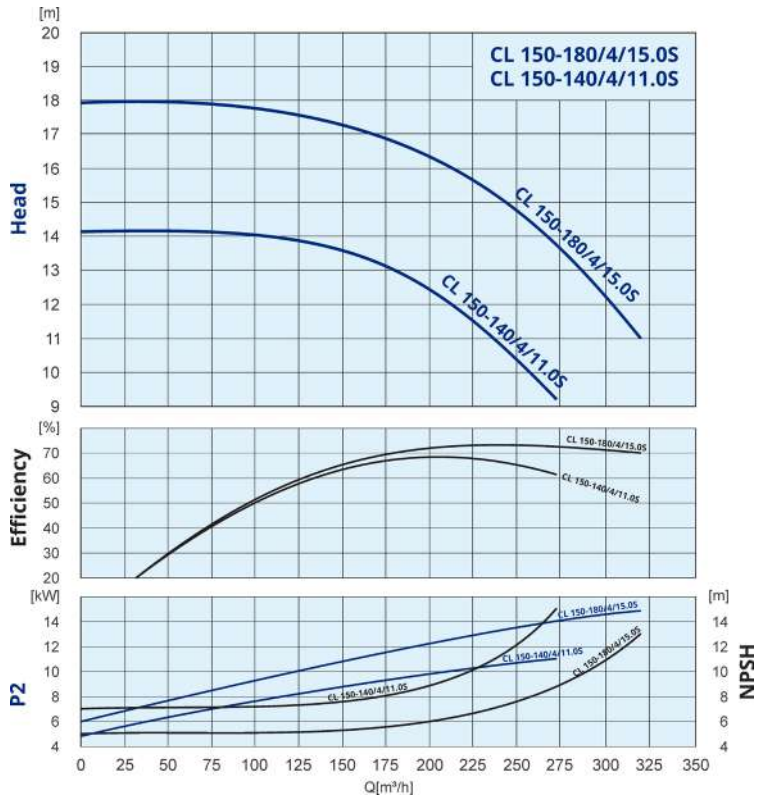




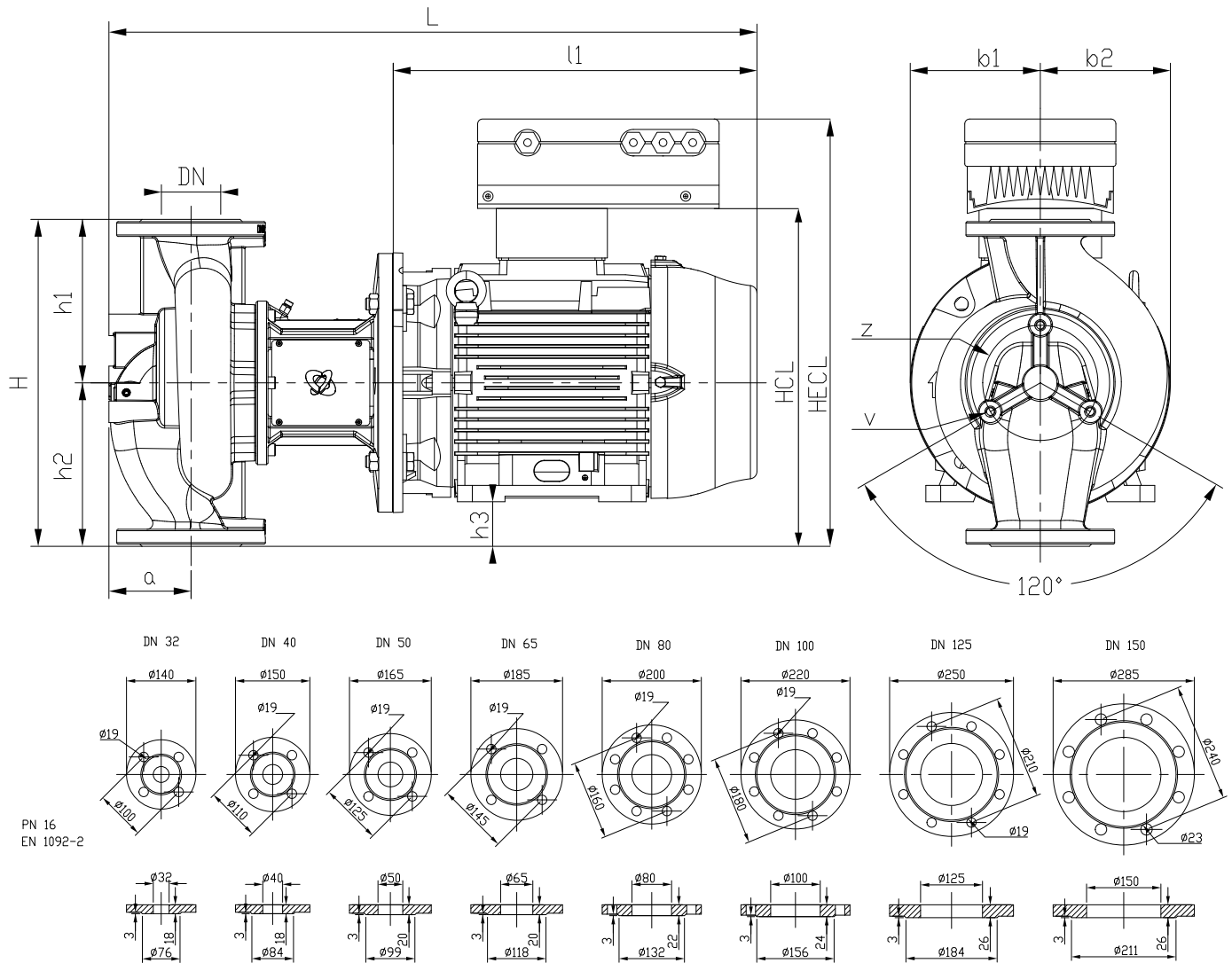








CL 4 poles - Dimensions



CL 4 poles DN32F

Code	Type	H	h1	h2	h3	HCL	HECL	DN	a	L	l1	b1	b2	z	v	PN	kg
979525263	CL 32-80/4/0.25K	340	170	170	102	299	387	32	87	444	220	119	125	130	M12x20	16	32,5
979525264	CL 32-100/4/0.37K	340	170	170	102	299	387	32	87	444	220	119	125	130	M12x20	16	32,5

CL 4 poles DN40F

Code	Type	H	h1	h2	h3	HCL	HECL	DN	a	L	l1	b1	b2	z	v	PN	kg
979526541	CL 40-65/4/0.37S	300	160	140	/	/	/	40	109	467	222	/	/	/	/	10	35,0
979526542	CL 40-90/4/0.55S	340	160	180	/	/	/	40	103	503	243	/	/	/	/	10	40,0
979525265	CL 40-110/4/0.75K	440	220	220	144	360	448	40	106	500	237	164	164	142	M12x35	16	66,5
979525266	CL 40-140/4/1.1K	440	220	220	133	379	459	40	106	518	255	164	164	142	M12x35	16	72,0

CL 4 poles DN50F

Code	Type	H	h1	h2	h3	HCL	HECL	DN	a	L	l1	b1	b2	z	v	PN	kg
979526543	CL 50-50/4/0.37S	360	200	160	/	/	/	50	133	492	222	/	/	/	/	10	41,0
979526544	CL 50-65/4/0.55S	360	200	160	/	/	/	50	133	533	243	/	/	/	/	10	44,0
979526545	CL 50-70/4/0.55S	340	180	160	/	/	/	50	138	538	244	/	/	/	/	10	45,0
979527077	CL 50-75/4/0.55K	340	170	170	94	308	388	50	100	599	237	138	120	130	M12x35	16	42,2
979526546	CL 50-85/4/0.75S	340	180	160	/	/	/	50	138	538	244	/	/	/	/	10	45,0
979527078	CL 50-90/4/0.75K	340	170	170	94	308	388	50	100	499	237	138	120	130	M12x35	16	51,7
979526483	CL 50-110/4/0.75K	340	170	170	94	308	388	50	100	499	237	138	120	130	M12x35	16	52,0
979526484	CL 50-110/4/1.1K	340	170	170	83	327	407	50	100	517	255	138	120	130	M12x35	16	56,9
979525270	CL 50-120/4/1.1K	440	220	220	133	377	457	50	118	533	255	163	163	142	M12x35	16	74,5
979525271	CL 50-140/4/1.5K	440	220	220	133	377	457	50	118	558	280	163	163	142	M12x35	16	80,0
979525267	CL 50-190/4/2.2K	440	220	220	124	389	475	50	90	628	316	179	163	142	M12x35	16	95,0
979525268	CL 50-230/4/3.0K	440	220	220	124	389	475	50	90	670	358	179	163	142	M12x35	16	100,5

CL 4 poles DN65F

Code	Type	H	h1	h2	h3	HCL	HECL	DN	a	L	l1	b1	b2	z	v	PN	kg
979526485	CL 65-50/4/0.55K	360	180	180	104	337	417	65	107	516	237	143	124	142	M12x35	16	48,0
979526548	CL 65-50/4/0.55S	340	180	160	/	/	/	65	163	563	244	/	/	/	/	10	47,0
979526549	CL 65-60/4/0.75S	340	180	160	/	/	/	65	163	563	244	/	/	/	/	10	49,0
979526486	CL 65-70/4/0.75K	360	180	180	104	318	398	65	107	516	237	143	124	142	M12x35	16	58,5
979526487	CL 65-90/4/0.75K	360	180	180	104	318	398	65	107	516	237	143	124	142	M12x35	16	58,6
979526488	CL 65-90/4/1.1K	360	180	180	93	318	398	65	107	534	255	143	124	142	M12x35	16	63,3
979526552	CL 65-105/4/1.5S	380	200	180	/	/	/	65	143	566	267	/	/	/	/	10	61,0
979525272	CL 65-110/4/1.1K	475	238	238	151	394	474	65	122	546	255	177	163	142	M12x35	16	73,5
979525273	CL 65-130/4/1.5K	475	238	238	151	394	474	65	122	571	280	177	163	142	M12x35	16	78,0
979525274	CL 65-150/4/2.2K	475	238	238	142	404	490	65	122	635	316	177	163	142	M12x35	16	92,5
979525275	CL 65-170/4/3.0K	475	238	238	142	405	491	65	122	677	358	177	163	142	M12x35	16	92,5
979526553	CL 65-180/4/3.0S	475	250	225	/	/	/	65	132	603	292	/	/	/	/	10	81,0
979527389	CL 65-220/4/3.0S	475	250	225	/	/	/	65	132	603	292	/	/	/	/	10	80,0
979527390	CL 65-220/4/4.0S	475	250	225	/	/	/	65	132	647	336	/	/	/	/	10	90,0
979525276	CL 65-240/4/4.0K	475	238	238	129	429	522	65	122	653	334	177	163	142	M12x35	16	106,0

CL 4 poles DN80F

Code	Type	H	h1	h2	h3	HCL	HECL	DN	a	L	l1	b1	b2	z	v	PN	kg
979526554	CL 80-45/4/0.55S	380	180	200	/	/	/	80	172	572	244	/	/	/	/	10	55,0
979526555	CL 80-60/4/0.75S	380	180	200	/	/	/	80	172	572	244	/	/	/	/	10	57,0
979525277	CL 80-70/4/1.1K	440	220	220	133	377	457	80	111	541	255	171	141	170	M12x35	16	70,2
979526467	CL 80-70/4/1.5K	440	220	220	133	377	457	80	111	566	280	171	141	170	M12x35	16	75,4
979525278	CL 80-90/4/1.5K	440	220	220	133	377	457	80	111	566	280	171	141	170	M12x35	16	75,5
979526468	CL 80-90/4/2.2K	440	220	220	124	387	473	80	111	630	316	171	141	170	M12x35	16	90,4
979525279	CL 80-110/4/2.2K	440	220	220	124	387	473	80	111	630	316	171	141	170	M12x35	16	90,5
979526556	CL 80-115/4/2.2S	475	250	225	/	/	/	80	152	623	292	/	/	/	/	10	77,0
979525286	CL 80-150/4/3.0K	500	250	250	155	419	505	80	113	680	358	182	164	160	M12x25	16	110,0
979525287	CL 80-170/4/4.0K	500	250	250	142	442	535	80	113	656	334	182	164	160	M12x25	16	111,5
979526557	CL 80-205/4/5.5S	595	315	280	/	/	/	80	194	805	396	/	/	/	/	10	153,0
979526558	CL 80-260/4/7.5S	595	315	280	/	/	/	80	194	805	396	/	/	/	/	10	166,0
979526559	CL 80-330/4/11.0S	560	280	280	/	/	/	80	194	905	466	/	/	/	/	10	220,0
979526560	CL 80-360/4/15.0S	560	280	280	/	/	/	80	194	905	466	/	/	/	/	10	248,0

CL 4 poles DN100F

Code	Type	H	h1	h2	h3	HCL	HECL	DN	a	L	l1	b1	b2	z	v	PN	kg
979525280	CL 100-70/4/1.5K	550	275	275	188	432	512	100	141	596	280	197	143	220	M12x25	16	87,0
979525281	CL 100-90/4/2.2K	550	275	275	179	442	528	100	141	660	316	197	143	220	M12x25	16	102,5
979526494	CL 100-110/4/2.2K	550	275	275	179	442	528	100	141	660	280	197	143	220	M12x25	16	103,5
979525282	CL 100-110/4/3.0K	550	275	275	179	442	528	100	141	702	358	197	143	220	M12x25	16	107,5
979526561	CL 100-130/4/4.0S	550	300	250	/	/	/	100	202	727	336	/	/	/	/	10	100,0
979526562	CL 100-145/4/4.0S	580	300	280	/	/	/	100	204	729	336	/	/	/	/	10	108,0
979526563	CL 100-175/4/5.5S	580	300	280	/	/	/	100	204	814	396	/	/	/	/	10	130,0
979526564	CL 100-220/4/7.5S	580	300	280	/	/	/	100	204	814	396	/	/	/	/	10	134,0
979526565	CL 100-250/4/11.0S	580	300	280	/	/	/	100	204	914	466	/	/	/	/	10	189,0

CL 4 poles DN125F

Code	Type	H	h1	h2	h3	HCL	HECL	DN	a	L	l1	b1	b2	z	v	PN	kg
979526566	CL 125-150/4/5.5S	630	315	315	/	/	/	125	219	854	396	/	/	/	/	10	158,0
979526567	CL 125-180/4/7.5S	630	315	315	/	/	/	125	219	854	396	/	/	/	/	10	180,0
979526568	CL 125-225/4/11.0S	710	355	355	/	/	/	125	199	835	396	/	/	/	/	10	241,0
979526569	CL 125-285/4/15.0S	710	355	355	/	/	/	125	199	835	396	/	/	/	/	10	273,0

CL 4 poles DN150F

Code	Type	H	h1	h2	h3	HCL	HECL	DN	a	L	l1	b1	b2	z	v	PN	kg
979526570	CL 150-140/4/11.0S	710	355	355	/	/	/	150	218	974	466	/	/	/	/	10	267,0
979526501	CL 150-180/4/15.0S	710	355	355	/	/	/	150	218	974	466	/	/	/	/	10	276,0
979526571	CL 150-210/4/15.0S	710	355	355	/	/	/	150	225	1006	466	/	/	/	/	10	317,0
979526572	CL 150-250/4/18.5S	710	355	355	/	/	/	150	225	1059	519	/	/	/	/	10	344,0
979526573	CL 150-275/4/22.0S	710	355	355	/	/	/	150	225	1059	519	/	/	/	/	10	346,0

CLD 2 poles - Q/H performance

CLD 2 poles DN40F

Code	Type	P [kW]	I [A]	H [m]	Q [m³/h]												
					6	9	12	13,5	15	18	21	24	27	30	36	42	48
979523539	CLD 40-140/2/0.75A	0,75	1,6	H [m]	12,5	10,5	8,1	6,8	5,2								
979525098	CLD 40-170/2/0.75A	0,75	1,6		16,5	14,5	12,3	11	9,5	6							
979525099	CLD 40-220/2/1.1A	1,1	2,5		20,5	19	17	16	15	11,5	7,5						
979525100	CLD 40-250/2/1.5A	1,5	3,4		24,5	23,5	22	21	20	16,5	13						

CLD 2 poles DN50F

Code	Type	P [kW]	I [A]	H [m]	Q [m³/h]												
					9	12	13,5	15	18	21	24	27	30	36	42	48	54
979524015	CLD 50-170/2/1.5A	1,5	3,4	H [m]				15,5	15	14,1	13	11,8	10,5	7			
979525101	CLD 50-200/2/2.2A	2,2	4,6					19	18,5	17,5	16,5	15,5	14,5	10,5			
979524572	CLD 50-250/2/3.0A	3,0	5,6					24,5	24	23,5	23	22	20,5	17			
979525102	CLD 50-310/2/3.0/A	3,0	5,6					30	29	28	26,5	25	23	18			
979525103	CLD 50-370/2/4.0A	4,0	8,2					36,5	35,5	34,5	33,5	32,5	31	27			

CLD 2 poles DN65F

Code	Type	P [kW]	I [A]	H [m]	Q [m³/h]												
					13,5	15	18	21	24	27	30	36	42	48	54	60	75
979523448	CLD 65-240/2/3.0A	3,0	5,6	H [m]				23	22,5	22	21,5	19,8	17,5	15			
979524016	CLD 65-270/2/4.0A	4,0	8,2						26,5	26	25,5	24,3	22,6	20,2	18		
979525104	CLD 65-330/2/5.5A	5,5	10,2						32,5	32	31,5	30,5	29,5	28	26	23,5	
979525105	CLD 65-370/2/7.5A	7,5	14,4						37	36,5	36	35	34	32,5	31	29	

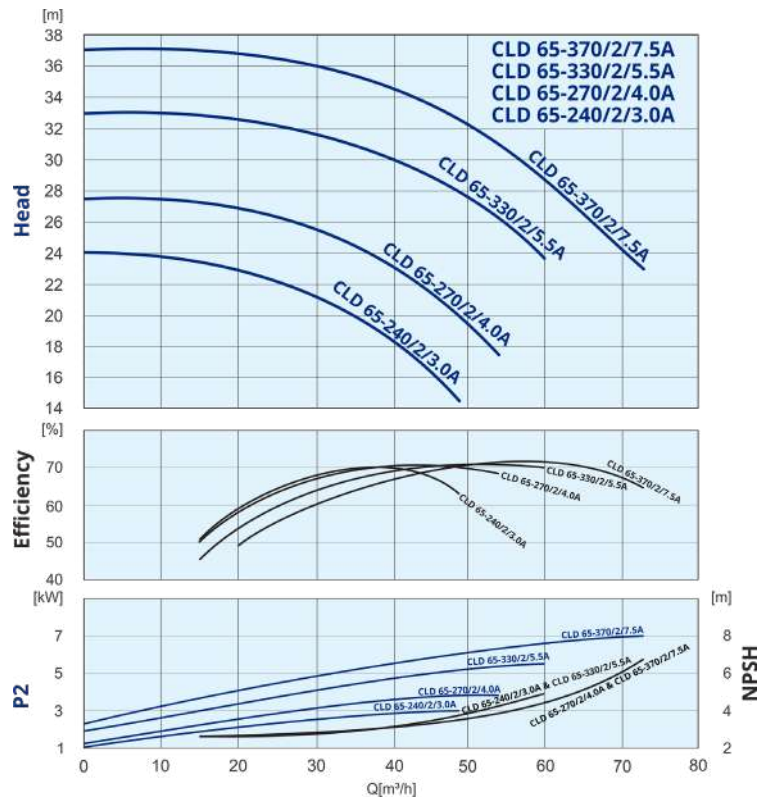
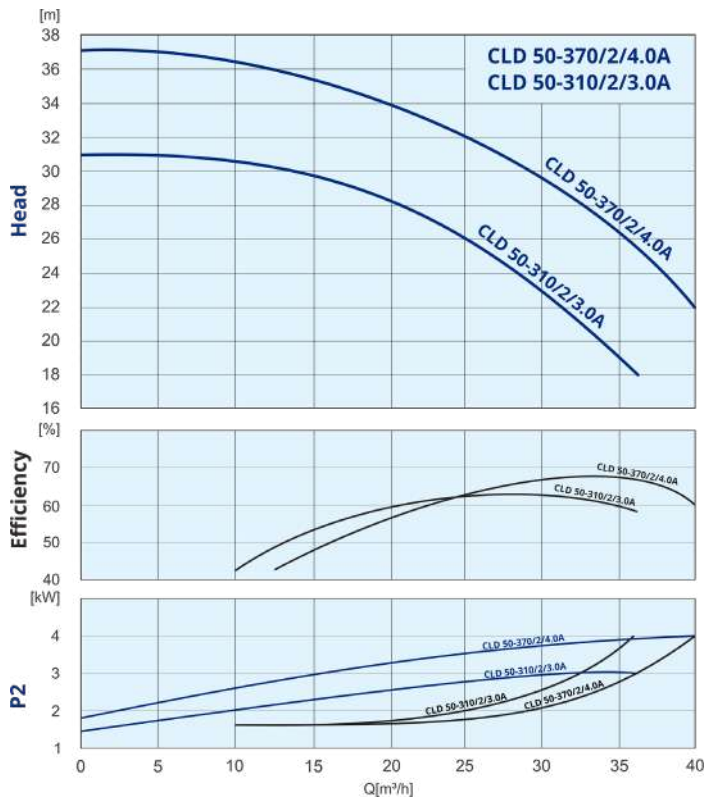
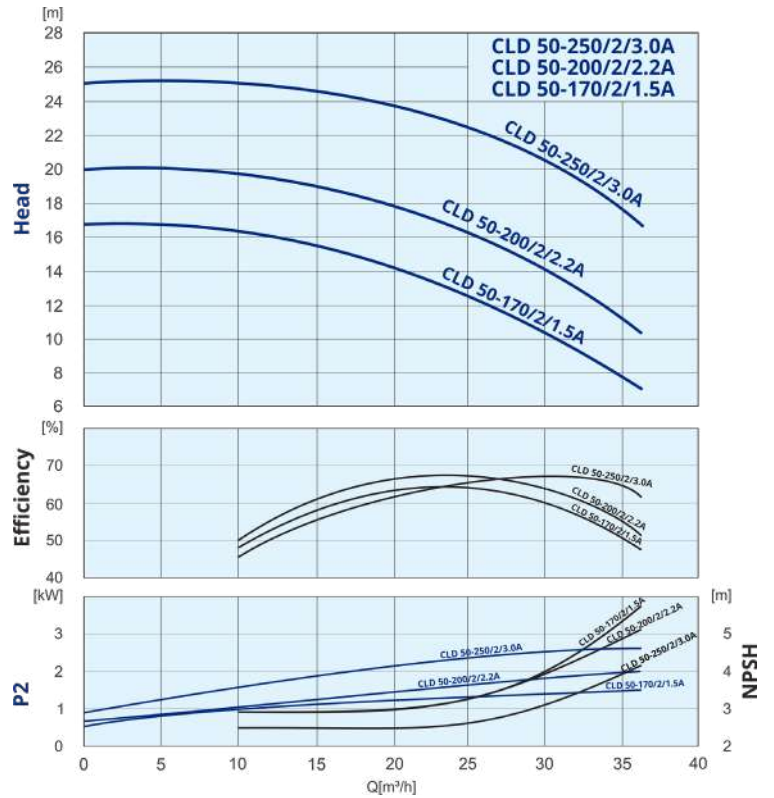
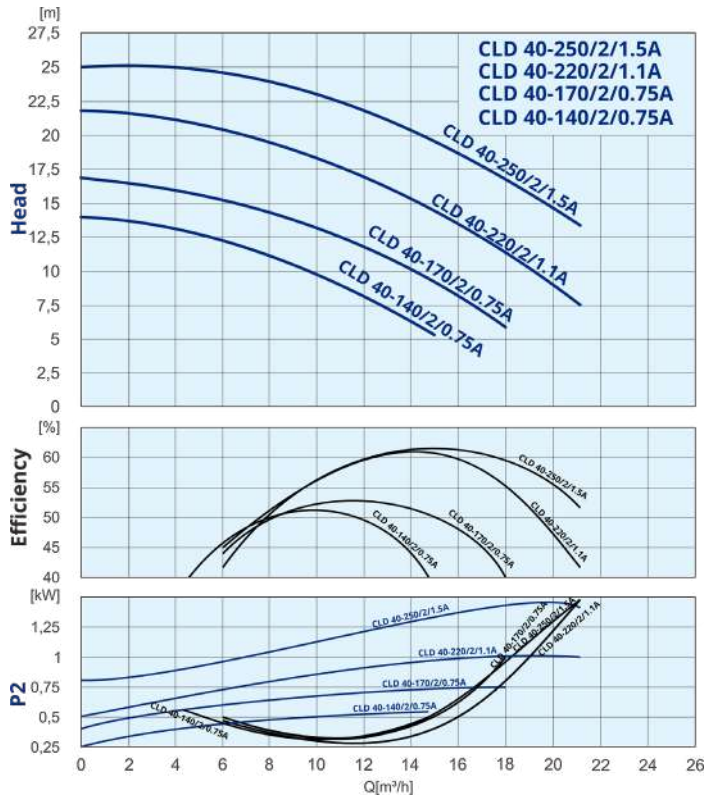
CLD 2 poles DN80F

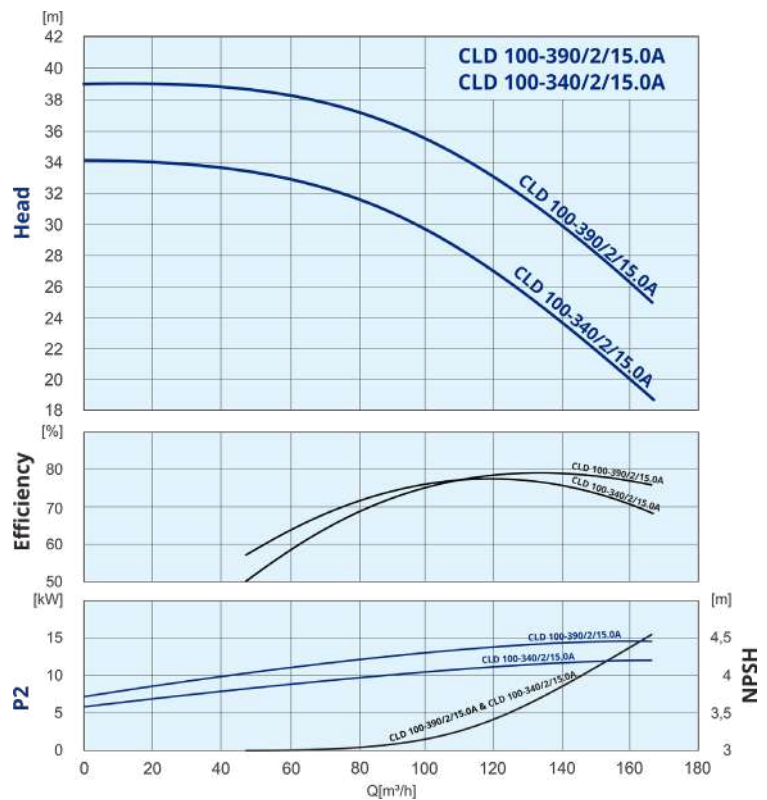
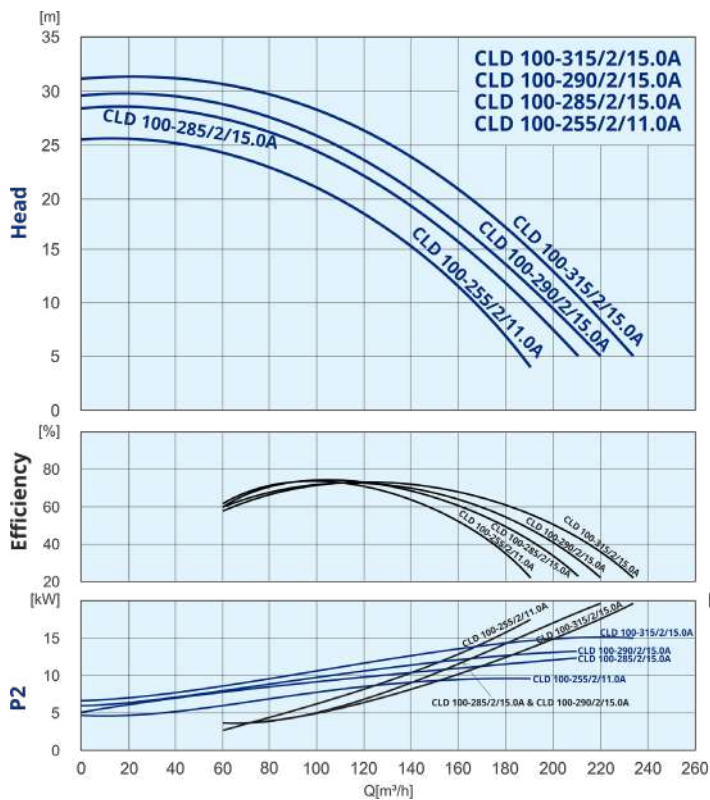
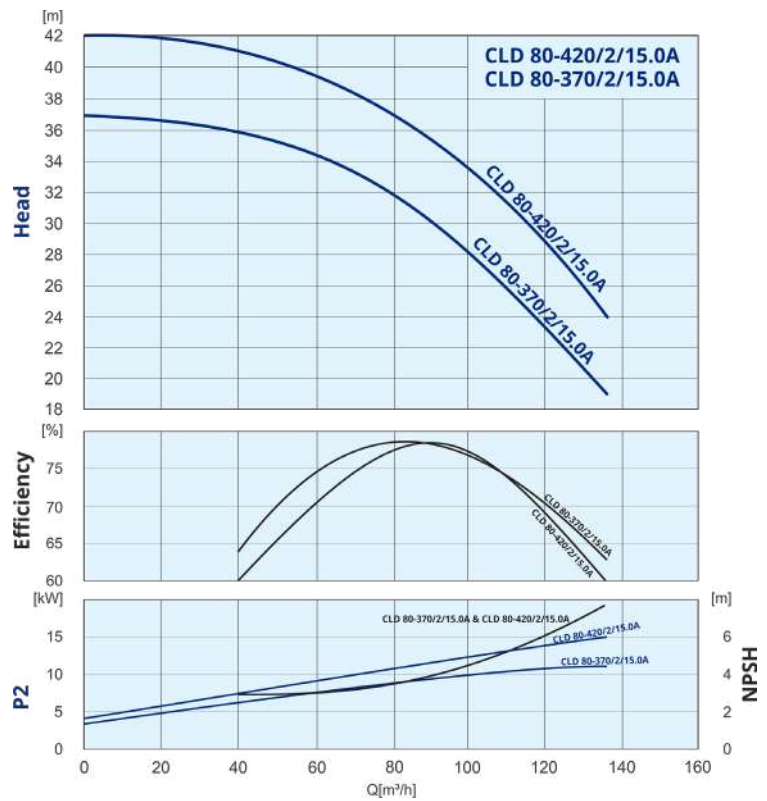
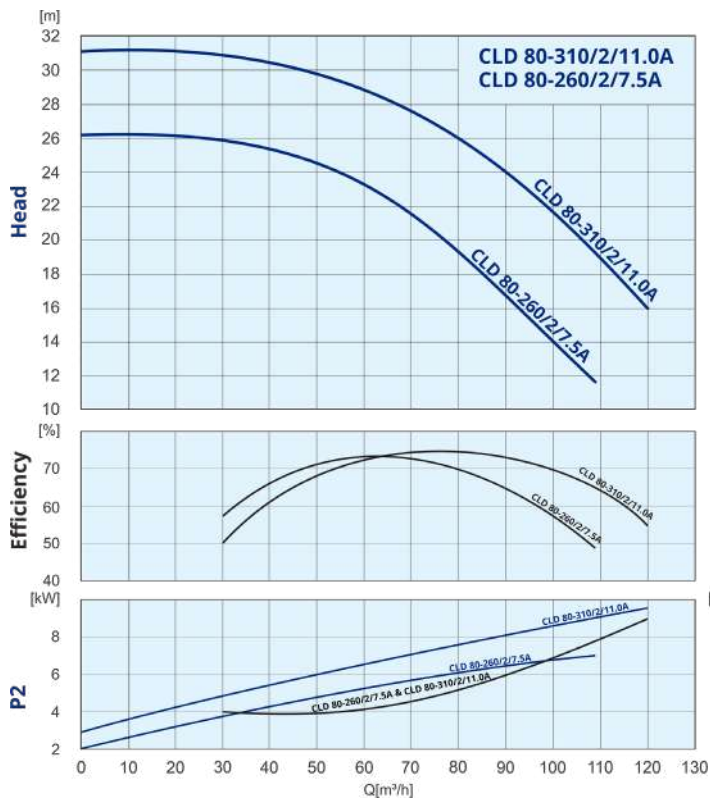
Code	Type	P [kW]	I [A]	H [m]	Q [m³/h]													
					30	36	42	48	54	60	75	90	105	120	135	150	165	180
979523476	CLD 80-260/2/7.5A	7,5	14,4	H [m]			25,3	24,9	24,1	23,4	20,5	17	12,7					
979523821	CLD 80-310/2/11.0A	11,0	2,5				30,5	30	29,5	29	26,5	24	20,5	16				
979525106	CLD 80-370/2/15.0A	15,0	26,8				36,5	36	35,5	34,5	33	30	27	23	19			
979523728	CLD 80-420/2/15.0A	15,0	26,8				41	40,5	40	39,5	38	35,5	33	29	24			

CLD 2 poles DN100F

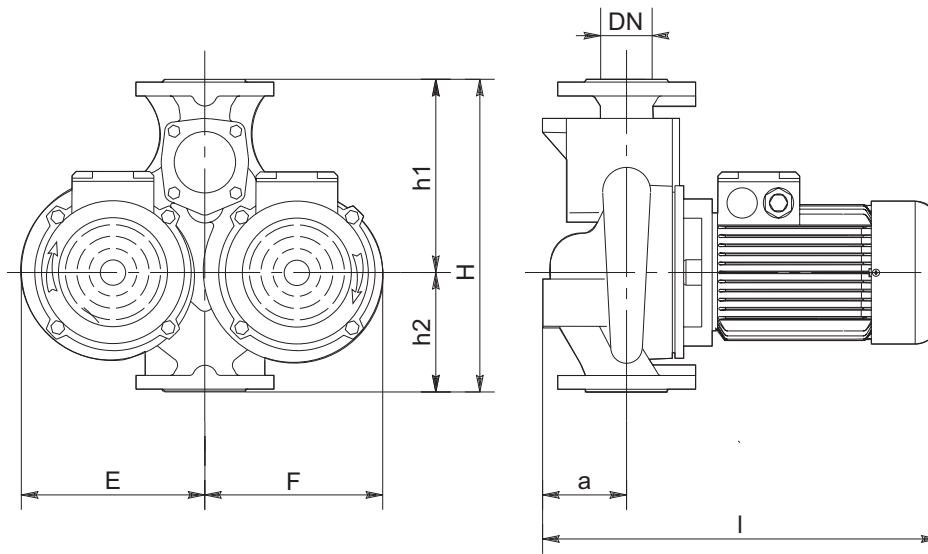
Code	Type	P [kW]	I [A]	H [m]	Q [m³/h]												
					54	60	75	90	105	120	135	150	165	180	195	210	225
979523704	CLD 100-255/2/11.0A	11,0	19,9	H [m]		33	32,3	31	29	27	24,5	22	19				
979525109	CLD 100-285/2/15.0A	15,0	26,8				37,5	36,5	35	33	31	28,5	26				
979525110	CLD 100-290/2/15.0A	15,0	26,8			24,5	23,5	22	20,5	18,5	16	13,5	10,5	7	3		
979525111	CLD 100-315/2/15.0A	15,0	26,8			27,5	26,5	25,5	24	22	20	17,5	15	12	8,6	5	
979525107	CLD 100-340/2/15.0A	15,0	26,8				28	27	25,5	23,5	21,5	19	16,5	13,8	10,8	7,5	3
979525108	CLD 100-390/2/15.0A	15,0	26,8					29	28	26	24,5	22	20	17,5	14	11,3	7,5

CLD 2 poles - Performance curves





CLD 2 poles - Dimensions



CLD 2 poles DN40F

Code	Type	H	h1	h2	DN	a	l	b1	b2	PN	kg
979523539	CLD 40-140/2/0.75A	340	210	130	40	100	425	200	197	16	55,0
979525098	CLD 40-170/2/0.75A	340	210	130	40	100	425	200	197	16	56,0
979525099	CLD 40-220/2/1.1A	340	210	130	40	100	445	200	197	16	55,0
979525100	CLD 40-250/2/1.5A	340	210	130	40	100	445	200	197	16	59,0

CLD 2 poles DN50F

Code	Type	H	h1	h2	DN	a	l	b1	b2	PN	kg
979524015	CLD 50-170/2/1.5A	365	220	145	50	110	455	217	210	16	61,0
979525101	CLD 50-200/2/2.2A	365	220	145	50	110	495	217	210	16	64,0
979524572	CLD 50-250/2/3.0A	365	220	145	50	110	495	217	210	16	80,0
979525102	CLD 50-310/2/3.0A	410	240	170	50	110	495	245	235	16	78,0
979525103	CLD 50-370/2/4.0A	410	240	170	50	110	535	245	235	16	86,0

CLD 2 poles DN65F

Code	Type	H	h1	h2	DN	a	l	b1	b2	PN	kg
979523448	CLD 65-240/2/3.0A	450	270	180	65	130	515	275	268	16	91,0
979524016	CLD 65-270/2/4.0A	450	270	180	65	130	565	275	268	16	101,0
979525104	CLD 65-330/2/5.5A	450	270	180	65	130	565	275	268	16	112,0
979525105	CLD 65-370/2/7.5A	450	270	180	65	130	670	275	268	16	118,0

CLD 2 poles DN80F

Code	Type	H	h1	h2	DN	a	l	b1	b2	PN	kg
979523476	CLD 80-260/2/7.5A	510	305	205	80	150	690	280	270	16	141,0
979523821	CLD 80-310/2/11.0A	510	305	205	80	150	690	280	270	16	184,5
979525106	CLD 80-370/2/15.0A	510	305	205	80	150	690	280	270	16	193,0
979523728	CLD 80-420/2/15.0A	510	305	205	80	150	640	280	270	16	189,0

CLD 2 poles DN100F

Code	Type	H	h1	h2	DN	a	l	b1	b2	PN	kg
979523704	CLD 100-255/2/11.0A	630	390	240	100	180	720	325	345	16	226,0
979525109	CLD 100-285/2/15.0A	630	390	240	100	180	720	325	345	16	232,0
979525110	CLD 100-290/2/15.0A	630	390	240	100	180	720	325	345	16	232,0
979525111	CLD 100-315/2/15.0A	630	390	240	100	180	720	325	345	16	232,0
979525107	CLD 100-340/2/15.0A	630	390	240	100	180	720	325	345	16	232,0
979525108	CLD 100-390/2/15.0A	630	390	240	100	180	720	325	345	16	232,0

CLD 4 poles - Q/H performance

CLD 4 poles DN40F

Code	Type	P [kW]	I [A]	H [m]	Q [m³/h]													
					1,8	2,4	3	4,5	6	7,5	9	10,5	12	13,5	15	18	21	24
979525138	CLD 40-40/4/0.25A	0,25	0,9	H [m]	3,8	3,7	3,6	3,15	2,6	1,9								
979525139	CLD 40-50/4/0.25A	0,25	0,9			4,6	4,5	4,1	3,6	3,0	2,2							
979525140	CLD 40-65/4/0.25A	0,25	0,9				6,2	6,0	5,8	5,2	4,5	3,9	3,0					

CLD 4 poles DN50F

Code	Type	P [kW]	I [A]	H [m]	Q [m³/h]														
					3	4,5	6	7,5	9	10,5	12	13,5	15	18	21	24	27	30	
979525141	CLD 50-50/4/0.25A	0,25	0,9	H [m]			4,6	4,5	4,3	4,1	3,9	3,6	3,3	2,4					
979525142	CLD 50-65/4/0.37A	0,37	1,2				6,3	6,2	6,1	6,0	5,8	5,5	5,2	4,6	3,0				
979525143	CLD 50-90/4/0.55A	0,55	1,6				8,8	8,6	8,3	8,0	7,7	7,3	6,9	5,9	4,5				

CLD 4 poles DN65F

Code	Type	P [kW]	I [A]	H [m]	Q [m³/h]														
					9	10,5	12	13,5	15	18	21	24	27	30	36	42	48	54	
979525144	CLD 65-70/4/0.75A	0,75	1,9	H [m]			6,7	6,6	6,4	6,1	5,7	5,1	4,3	3,3					
979525145	CLD 65-80/4/0.75A	0,75	1,9				8,2	8,0	7,9	7,7	7,4	7,0	6,6	6,0	4,0				
979523513	CLD 65-90/4/1.1A	1,1	3,5				9,0	8,9	8,8	8,6	8,4	8,1	7,7	7,2	5,5				

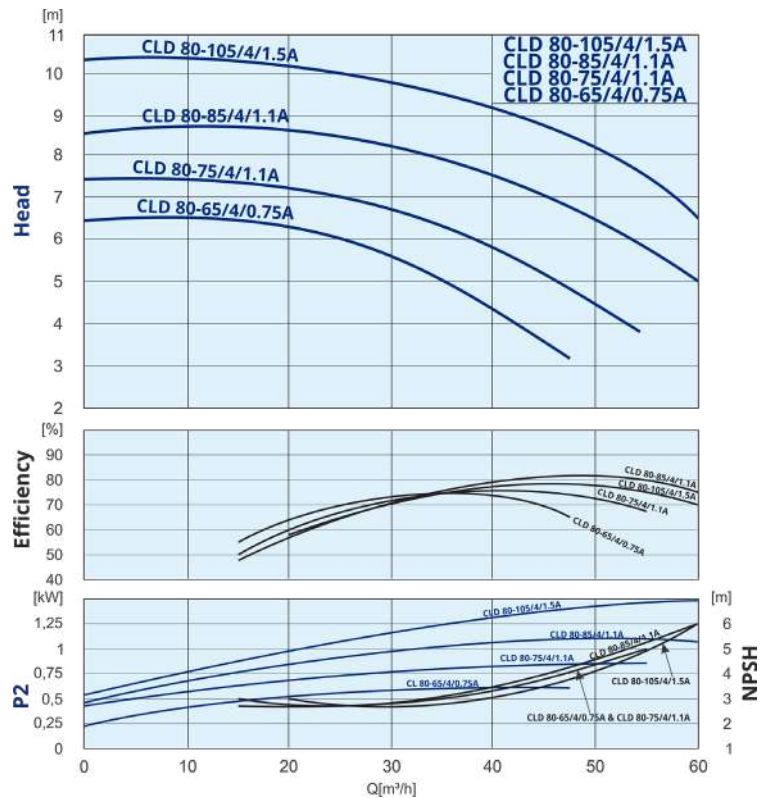
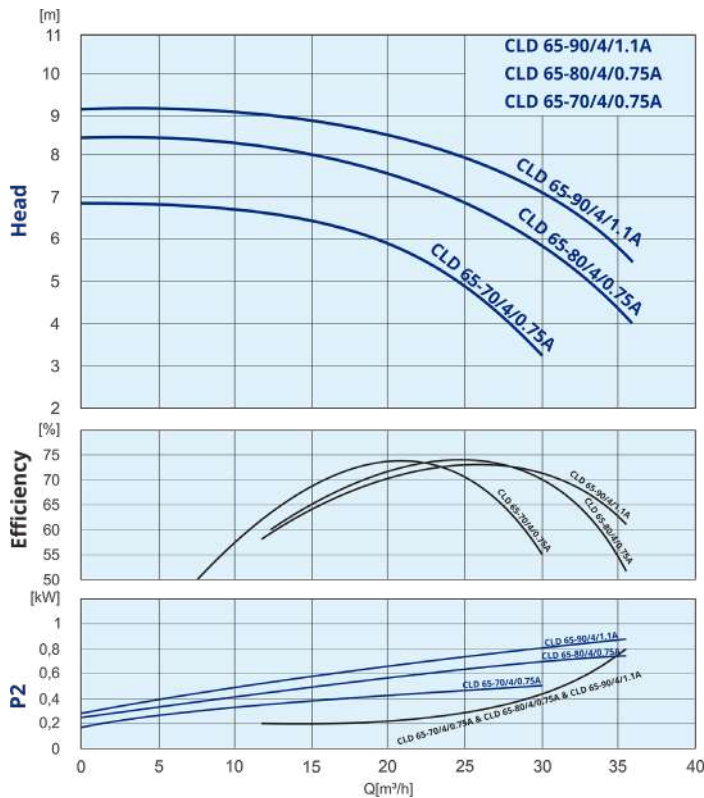
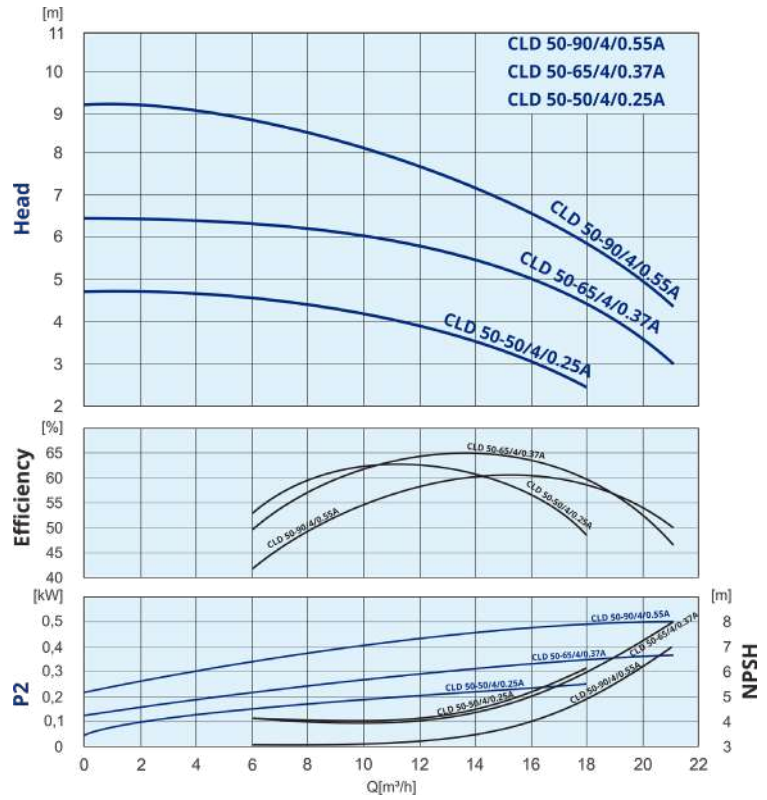
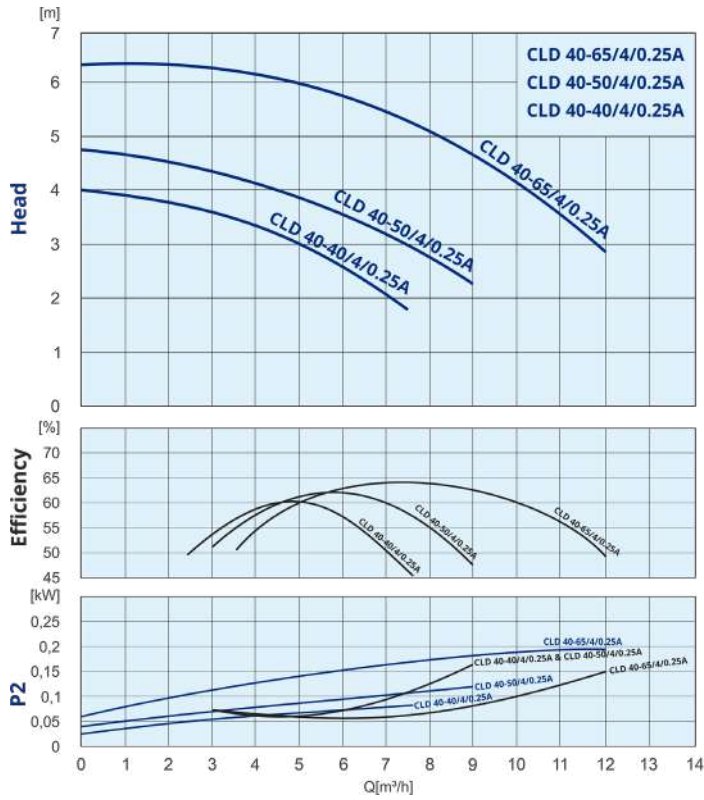
CLD 4 poles DN80F

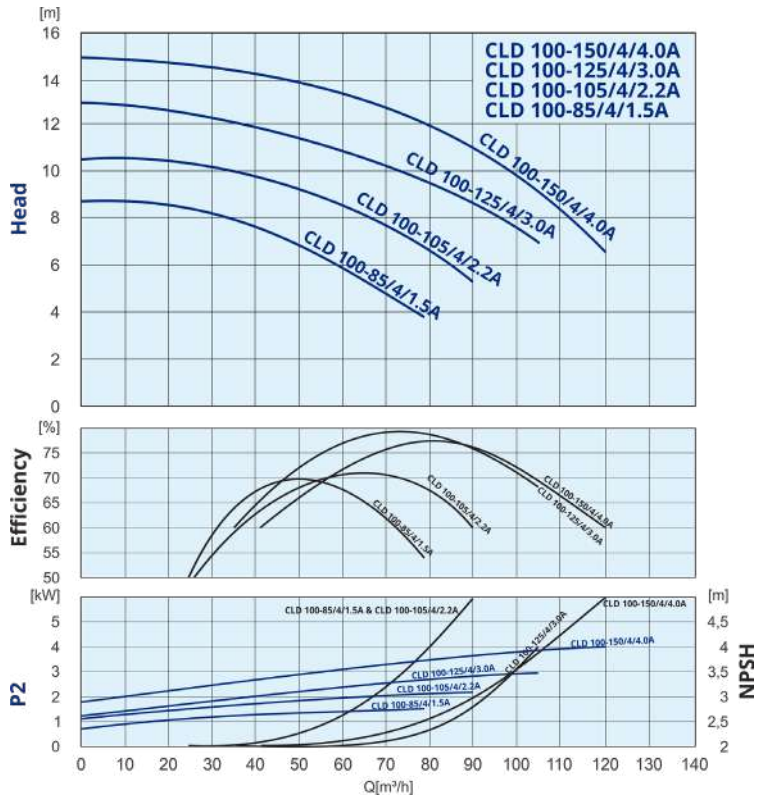
Code	Type	P [kW]	I [A]	H [m]	Q [m³/h]														
					13,5	15	18	21	24	27	30	36	42	48	54	60	66	72	
979525146	CLD 80-65/4/0.75A	0,75	1,9	H [m]			6,3	6,2	6,1	5,9	5,6	4,9	4,1	3,2					
979525147	CLD 80-75/4/1.1A	1,1	3,5				7,3	7,2	7,1	7,0	6,8	6,3	5,6	4,8	3,9				
979525148	CLD 80-85/4/1.1A	1,1	3,5				8,6	8,5	8,4	8,3	8,2	8,0	7,5	6,8	6,0	5,0			
979523511	CLD 80-105/4/1.5A	1,5	3,4				10,2	10,1	10,0	9,9	9,8	9,4	9,0	8,5	7,7	6,5			

CLD 4 poles DN100F

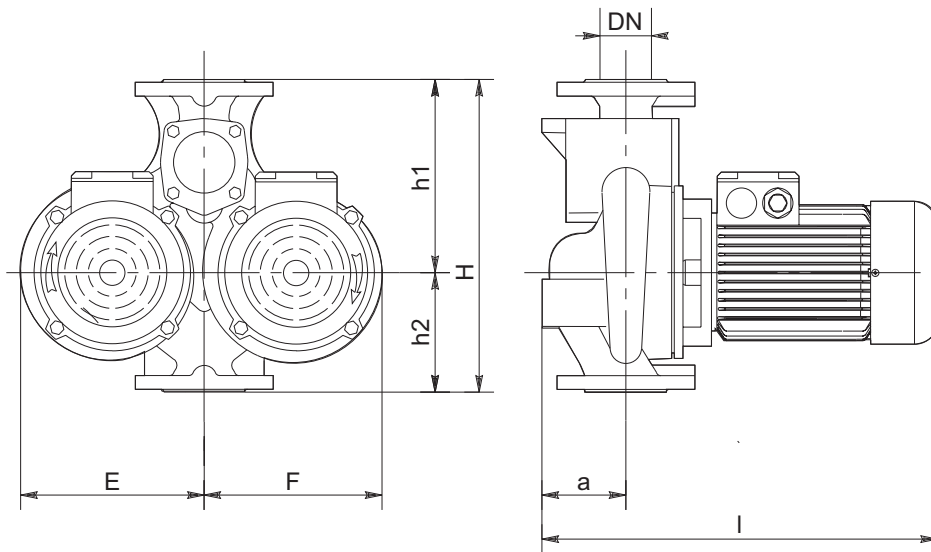
Code	Type	P [kW]	I [A]	H [m]	Q [m³/h]														
					24	27	30	36	42	48	54	60	66	72	78	90	105	120	
979523621	CLD 100-85/4/1.5A	1,5	3,4	H [m]			8,2	7,8	7,4	7,0	6,5	6,0	5,3	4,6	4,0				
979525149	CLD 100-105/4/2.2A	2,2	4,8					10,0	9,7	9,3	8,9	8,5	8,0	7,5	7,0	6,0			
979525150	CLD 100-125/4/3.0A	3,0	6,8					12,0	11,7	11,5	11,3	11,0	10,5	10,0	9,5	8,5	7,0		
979525151	CLD 100-150/4/4.0A	4,0	8,2					14,5	14,2	14,0	13,8	13,5	13,1	12,7	12,2	11,0	9,0	6,5	

CLD 4 poles - Performance curves





CLD 4 poles - Dimensions



CLD 4 poles DN40F

Code	Type	H	h1	h2	DN	a	l	b1	b2	PN	kg
979525138	CLD 40-40/4/0.25A	340	210	130	40	100	430	200	197	10	44,0
979525139	CLD 40-50/4/0.25A	340	210	130	40	100	430	200	197	10	44,0
979525140	CLD 40-65/4/0.25A	340	210	130	40	100	430	200	197	10	44,0

CLD 4 poles DN50F

Code	Type	H	h1	h2	DN	a	l	b1	b2	PN	kg
979525141	CLD 50-50/4/0.25A	365	220	145	50	110	440	200	197	10	47,0
979525142	CLD 50-65/4/0.37A	365	220	145	50	110	440	200	197	10	46,0
979525143	CLD 50-90/4/0.55A	410	240	170	50	110	440	245	235	10	46,0

CLD 4 poles DN65F

Code	Type	H	h1	h2	DN	a	l	b1	b2	PN	kg
979525144	CLD 65-70/4/0.75A	450	270	180	65	130	460	275	268	10	66,0
979525145	CLD 65-80/4/0.75A	450	270	180	65	130	476	275	268	10	68,0
979523513	CLD 65-90/4/1.1A	450	270	180	65	130	511	275	268	10	79,0

CLD 4 poles DN80F

Code	Type	H	h1	h2	DN	a	l	b1	b2	PN	kg
979525146	CLD 80-65/4/0.75A	510	305	205	80	150	496	280	270	10	75,0
979525147	CLD 80-75/4/1.1A	510	305	205	80	150	531	280	270	10	86,0
979525148	CLD 80-85/4/1.1A	510	305	205	80	150	531	280	270	10	86,0
979523511	CLD 80-105/4/1.5A	510	305	205	80	150	531	280	270	10	86,0

CLD 4 poles DN100F

Code	Type	H	h1	h2	DN	a	l	b1	b2	PN	kg
979523621	CLD 100-85/4/1.5A	630	390	240	100	180	573	325	345	10	133,0
979525149	CLD 100-105/4/2.2A	630	390	240	100	180	612	325	345	10	143,0
979525150	CLD 100-125/4/3.0A	630	390	240	100	180	646	325	345	10	154,0
979525151	CLD 100-150/4/4.0A	630	390	240	100	180	634	325	345	10	185,5

ECL(D) - version with frequency converter

Advantages:

- Energy saving
- Compact design
- Easy to use
- Programable to suit the system requirements
- Reliability

Construction:

- Pump
- Motor
- Frequency converter Danfoss or Omron- Hitachi

Main features

- Protection against dry running
- Protection against overcurrent in the motor
- Protection against overvoltage and undervoltage of the power supply
- Protection against current unbalances between phases

All ECL(D) pumps are based on CL(D) pumps, so all technical data from CL(D) pumps is also valid for ECL(D) pumps. Because of that we will not duplicate the data but we will explain to you different options of regulation with frequency converters.

Operational options

Ⓔ Constant pressure

In this mode, the system maintains the preset pressure when the flow required by the installation changes.

Ⓕ Constant speed

with setting of the speed preferential rotation.

In this mode, by changing the working frequency, you may choose any operational curve included within the working range.

Integrated frequency converter Danfoss RBS

0,25-7,5kW; with Modbus & sensorless pressure control

Example: ECL(D) 40-240/2/2.2/I-D-RBS



OPTIONAL:

Control panel LCP 102
(code: 5551492)



Integrated frequency converter Danfoss 2xTT

0,25-7,5kW; with Modbus & 2x pressure sensor

Example: ECL(D) 40-240/2/2.2/I-D-2xTT



Separated frequency converter Danfoss 2xTT

0,25-37kW; with Modbus & 2x pressure sensor

Example: ECL(D) 40-240/2/2.2/L-D-2xTT



OPTIONAL:

Control panel LCP 31
(code: 5551490)



Separated frequency converter Hitachi Omron DTT

0,25-37kW; with Modbus & differential pressure transmitter

max. dif. head 6bar; media temperature max. +70°C*

Example: ECL(D) 40-240/2/2.2/L-H-DTT



*can be customised for higher temperatures/pressures

ECL 2 poles

ECL 2 poles DN 40F

Type	FC Danfoss ...I-D-RBS	FC Danfoss ...I-D-2xTT	FC Danfoss ...L-D-2xTT	FC Hitachi ...L-H-DTT
ECL 40-175/2/1.5S/...	979527391	979527392	979527393	979527394
ECL 40-240/2/2.2K/...	979525650	979525652	979526716	979525682
ECL 40-300/2/3.0K/...	979525714	979525716	979526718	979525717
ECL 40-360/2/4.0K/...	979525718	979525720	979526717	979525721
ECL 40-430/2/4.0K/...	979527395	979527396	979527397	979527398
ECL 40-430/2/5.5K/...	979525952	979525954	979526719	979525955
ECL 40-530/2/5.5K/...	979527399	979527400	979527401	979527402
ECL 40-530/2/7.5K/...	979525959	979525961	979526720	979525962
ECL 40-630/2/7.5K/...	979527403	979527404	979527405	979527406
ECL 40-630/2/11.0K/...	N.A.	N.A.	979526721	979525975
ECL 40-835/2/11.0S/...	N.A.	N.A.	979527407	979527408

ECL 2 poles DN50F

Type	FC Danfoss ...I-D-RBS	FC Danfoss ...I-D-2xTT	FC Danfoss ...L-D-2xTT	FC Hitachi ...L-H-DTT
ECL 50-160/2/1.1K/...	979525982	979525984	979526724	979525985
ECL 50-190/2/1.5K/...	979525988	979525990	979526725	979525991
ECL 50-240/2/2.2K/...	979525219	979525996	979526726	979525997
ECL 50-290/2/3.0K/...	979525218	979526003	979526727	979526004
ECL 50-360/2/4.0K/...	979526008	979526010	979526729	979526011
ECL 50-420/2/5.5K/...	979527409	979527410	979527411	979527412
ECL 50-420/2/7.5K/...	979526014	979526016	979526730	979526017
ECL 50-430/2/5.5K/...	979526018	979526020	979526731	979526021
ECL 50-540/2/7.5K/...	979527413	979527414	979527415	979527416
ECL 50-540/2/11.0K/...	N.A.	N.A.	979526732	979526022
ECL 50-630/2/11.0K/...	N.A.	N.A.	979527417	979527418
ECL 50-630/2/15.0K/...	N.A.	N.A.	979526734	979526024
ECL 50-690/2/11.0S/...	N.A.	N.A.	979527419	979527420
ECL 50-690/2/15.0S/...	N.A.	N.A.	979527421	979527422
ECL 50-710/2/11.0K/...	N.A.	N.A.	979527423	979527424
ECL 50-710/2/15.0K/...	N.A.	N.A.	979527425	979527426
ECL 50-830/2/15.0K/...	N.A.	N.A.	979527427	979527428
ECL 50-830/2/18.5K/...	N.A.	N.A.	979527429	979527430
ECL 50-900/2/18.5K/...	N.A.	N.A.	979527431	979527432
ECL 50-900/2/22.0K/...	N.A.	N.A.	979527433	979527434

ECL 2 poles DN65F

Type	FC Danfoss ...I-D-RBS	FC Danfoss ...I-D-2xTT	FC Danfoss ...L-D-2xTT	FC Hitachi ...L-H-DTT
ECL 65-170/2/2.2K/...	979526028	979526030	979526736	979526031
ECL 65-210/2/3.0K/...	979525768	979526037	979526737	979526038
ECL 65-250/2/4.0K/...	979526042	979526044	979526738	979526045
ECL 65-340/2/5.5K/...	979525667	979526047	979526739	979526048
ECL 65-410/2/7.5K/...	979526057	979526059	979526740	979526060
ECL 65-460/2/11.0K/...	N.A.	N.A.	979526741	979526742
ECL 65-550/2/15.0K/...	N.A.	N.A.	979526743	979526062
ECL 65-660/2/18.5K/...	N.A.	N.A.	979526744	979526745
ECL 65-720/2/18.5K/...	N.A.	N.A.	979527435	979527436
ECL 65-720/2/22.0K/...	N.A.	N.A.	979526746	979526747
ECL 65-930/2/22.0K/...	N.A.	N.A.	979527437	979527438
ECL 65-930/2/30.0K/...	N.A.	N.A.	979526748	979526749

ECL 2 poles DN80F

Type	FC Danfoss ...I-D-RBS	FC Danfoss ...I-D-2xTT	FC Danfoss ...L-D-2xTT	FC Hitachi ...L-H-DTT
ECL 80-180/2/3.0K/...	979525358	979526066	979526750	979526067
ECL 80-210/2/4.0K/...	979525665	979526069	979526751	979526070
ECL 80-240/2/5.5K/...	979525833	979526072	979526752	979526073
ECL 80-250/2/7.5K/...	979525777	979526075	979526753	979526076
ECL 80-330/2/11.0K/...	N.A.	N.A.	979526754	979526077
ECL 80-400/2/15.0K/...	N.A.	N.A.	979526755	979526078
ECL 80-520/2/18.5K/...	N.A.	N.A.	979527439	979527440
ECL 80-570/2/22.0K/...	N.A.	N.A.	979526757	979526082
ECL 80-700/2/22.0K/...	N.A.	N.A.	979527443	979527444
ECL 80-700/2/30.0K/...	N.A.	N.A.	979526758	979526759

ECL 2 poles DN100F

Type	FC Danfoss ...I-D-RBS	FC Danfoss ...I-D-2xTT	FC Danfoss ...L-D-2xTT	FC Hitachi ...L-H-DTT
ECL 100-270/2/11.0S/...	N.A.	N.A.	979527445	979527446
ECL 100-340/2/15.0S/...	N.A.	N.A.	979527447	979527448
ECL 100-380/2/18.5S/...	N.A.	N.A.	979527325	979527326
ECL 100-430/2/18.5S/...	N.A.	N.A.	979527449	979527450
ECL 100-430/2/22.0S/...	N.A.	N.A.	979527451	979527452
ECL 100-460/2/22.0S/...	N.A.	N.A.	979527453	979527454
ECL 100-520/2/30.0S/...	N.A.	N.A.	979527455	979527456
ECL 100-590/2/37.0S/...	N.A.	N.A.	979527457	979527458
ECL 100-740/2/45.0S/...	N.A.	N.A.	979527459	979527460

ECL 4 poles

ECL 4 poles DN 32F

Type	FC Danfoss ...I-D-RBS	FC Danfoss ...I-D-2xTT	FC Danfoss ...L-D-2xTT	FC Hitachi ...L-H-DTT
ECL 32-80/4/0.25K/...	979526774	979526775	979526776	979526777
ECL 32-100/4/0.37K/...	979526778	979526779	979526780	979526781

ECL 4 poles DN 40F

Type	FC Danfoss ...I-D-RBS	FC Danfoss ...I-D-2xTT	FC Danfoss ...L-D-2xTT	FC Hitachi ...L-H-DTT
ECL 40-65/4/0.37S/...	979526575	979526576	979526577	979526578
ECL 40-90/4/0.55S/...	979526579	979526580	979526581	979526582
ECL 40-110/4/0.75K/...	979526886	979526103	979526782	979526104
ECL 40-140/4/1.1K/...	979526109	979526111	979526783	979526112

ECL 4 poles DN50F

Type	FC Danfoss ...I-D-RBS	FC Danfoss ...I-D-2xTT	FC Danfoss ...L-D-2xTT	FC Hitachi ...L-H-DTT
ECL 50-50/4/0.37S/...	979526583	979526584	979526585	979526586
ECL 50-65/4/0.55S/...	979526587	979526588	979526589	979526590
ECL 50-70/4/0.55S/...	979526591	979526592	979526593	979526594
ECL 50-75/4/0.55K/...	979527461	979527462	979527463	979527464
ECL 50-85/4/0.75S/...	979526595	979526596	979526597	979526598
ECL 50-90/4/0.75K/...	979527465	979527466	979527467	979527468
ECL 50-110/4/0.75K/...	979526141	979526143	979527441	979526144
ECL 50-110/4/1.1K/...	979527469	979526146	979527470	979526147
ECL 50-120/4/1.1K/...	979526152	979526154	979526787	979526155
ECL 50-140/4/1.5K/...	979526160	979526162	979526788	979526163
ECL 50-190/4/2.2K/...	979526789	979526790	979526791	979526792
ECL 50-230/4/3.0K/...	979526793	979526794	979526795	979526796

ECL 4 poles DN 65F

Type	FC Danfoss ...I-D-RBS	FC Danfoss ...I-D-2xTT	FC Danfoss ...L-D-2xTT	FC Hitachi ...L-H-DTT
ECL 65-50/4/0.55K/...	979526171	979526173	979527471	979526174
ECL 65-50/4/0.55S/...	979526603	979526604	979526605	979526606
ECL 65-60/4/0.75S/...	979526607	979526608	979526609	979526610
ECL 65-70/4/0.75K/...	979526175	979526177	979527442	979526178
ECL 65-90/4/0.75K/...	979527472	979526185	979527473	979526186
ECL 65-90/4/1.1K/...	979527474	979526189	979527475	979526190
ECL 65-105/4/1.5S/...	979526619	979526620	979526621	979526622
ECL 65-110/4/1.1K/...	979526797	979526798	979526799	979526800
ECL 65-130/4/1.5K/...	979526801	979526802	979526803	979526804
ECL 65-150/4/2.2K/...	979526887	979526204	979526805	979526205
ECL 65-170/4/3.0K/...	979526806	979526807	979526808	979526809
ECL 65-180/4/3.0S/...	979526623	979526624	979526625	979526626
ECL 65-220/4/3.0S/...	979527476	979527477	979527478	979527479
ECL 65-220/4/4.0S/...	979527480	979527481	979527482	979527483
ECL 65-240/4/4.0K/...	979526812	979526813	979526814	979526815

ECL 4 poles DN80F

Type	FC Danfoss ...I-D-RBS	FC Danfoss ...I-D-2xTT	FC Danfoss ...L-D-2xTT	FC Hitachi ...L-H-DTT
ECL 80-45/4/0.55S/...	979526627	979526628	979526629	979526630
ECL 80-60/4/0.75S/...	979526631	979526632	979526633	979526634
ECL 80-70/4/1.1K/...	979526816	979526817	979526818	979526819
ECL 80-70/4/1.5K/...	979527484	979527485	979527486	979527487
ECL 80-90/4/1.5K/...	979526820	979526821	979526822	979526823
ECL 80-90/4/2.2K/...	979527488	979527489	979527490	979526245
ECL 80-110/4/2.2K/...	979526888	979526256	979526824	979526257
ECL 80-115/4/2.2S/...	979526635	979526636	979526637	979526638
ECL 80-150/4/3.0K/...	979526825	979526826	979526827	979526828
ECL 80-170/4/4.0K/...	979526829	979526830	979526831	979526832
ECL 80-205/4/5.5S/...	979526639	979526640	979526641	979526642
ECL 80-260/4/7.5S/...	979526643	979526644	979526645	979526646
ECL 80-330/4/11.0S/...	N.A.	N.A.	979526649	979526650
ECL 80-360/4/15.0S/...	N.A.	N.A.	979526653	979526654

ECL 4 poles DN 100F

Type	FC Danfoss ...I-D-RBS	FC Danfoss ...I-D-2xTT	FC Danfoss ...L-D-2xTT	FC Hitachi ...L-H-DTT
ECL 100-70/4/1.5K/...	979526833	979526834	979526835	979526836
ECL 100-90/4/2.2K/...	979526532	979526534	979526837	979526535
ECL 100-110/4/2.2K/...	979527491	979526285	979527492	979526286
ECL 100-110/4/3.0K/...	979526838	979526839	979526840	979526841
ECL 100-130/4/4.0S/...	979526655	979526656	979526657	979526658
ECL 100-145/4/4.0S/...	979526659	979526660	979526661	979526662
ECL 100-175/4/5.5S/...	979526663	979526664	979526665	979526666
ECL 100-220/4/7.5S/...	979526667	979526668	979526669	979526670
ECL 100-250/4/11.0S/...	N.A.	N.A.	979526673	979526674

ECL 4 poles DN125F

Type	FC Danfoss ...I-D-RBS	FC Danfoss ...I-D-2xTT	FC Danfoss ...L-D-2xTT	FC Hitachi ...L-H-DTT
ECL 125-150/4/5.5S/...	979526675	979526676	979526677	979526678
ECL 125-180/4/7.5S/...	979526679	979526680	979526681	979526682
ECL 125-225/4/11.0S/...	N.A.	N.A.	979526685	979526686
ECL 125-285/4/15.0S/...	N.A.	N.A.	979526689	979526690

ECL 4 poles DN150F

Type	FC Danfoss ...I-D-RBS	FC Danfoss ...I-D-2xTT	FC Danfoss ...L-D-2xTT	FC Hitachi ...L-H-DTT
ECL 150-140/4/11.0S/...	N.A.	N.A.	979526693	979526694
ECL 150-180/4/15.0S/...	N.A.	N.A.	979526697	979526698
ECL 150-210/4/15.0S/...	N.A.	N.A.	979526701	979526702
ECL 150-250/4/18.5S/...	N.A.	N.A.	979526705	979526706
ECL 150-275/4/22.0S/...	N.A.	N.A.	979526709	979526710

ECLD 2 poles

ECLD 2 poles DN 40F

Type	2x FC Danfoss ...I-D-RBS	2x FC Danfoss ...I-D-2xTT	2x FC Danfoss ...L-D-2xTT	2x FC Hitachi ...L-H-DTT
ECLD 40-140/2/0.75A/...	979526324	979526326	979526846	979526327
ECLD 40-170/2/0.75A/...	979526328	979526330	979526847	979526331
ECLD 40-220/2/1.1A/...	979526332	979526334	979526848	979526335
ECLD 40-250/2/1.5A/...	979526336	979526338	979526849	979526339

ECLD 2 poles DN50F

Type	2x FC Danfoss ...I-D-RBS	2x FC Danfoss ...I-D-2xTT	2x FC Danfoss ...L-D-2xTT	2x FC Hitachi ...L-H-DTT
ECLD 50-170/2/1.5A/...	979526340	979526342	979526850	979523123
ECLD 50-200/2/2.2A/...	979526343	979526345	979526851	979523219
ECLD 50-250/2/3.0A/...	979524967	979526347	979526852	979526348
ECLD 50-310/2/3.0A/...	979526349	979526351	979526853	979526352
ECLD 50-370/2/4.0A/...	979526353	979526355	979526854	979523818

ECLD 2 poles DN65F

Type	2x FC Danfoss ...I-D-RBS	2x FC Danfoss ...I-D-2xTT	2x FC Danfoss ...L-D-2xTT	2x FC Hitachi ...L-H-DTT
ECLD 65-240/2/3.0A/...	979526356	979526358	979526855	979526359
ECLD 65-270/2/4.0A/...	979526360	979526362	979526856	979523122
ECLD 65-330/2/5.5A/...	979526363	979526365	979526857	979526366
ECLD 65-370/2/7.5A/...	979526367	979526369	979526858	979526370

ECLD 2 poles DN80F

Type	2x FC Danfoss ...I-D-RBS	2x FC Danfoss ...I-D-2xTT	2x FC Danfoss ...L-D-2xTT	2x FC Hitachi ...L-H-DTT
ECLD 80-260/2/7.5A/...	979525774	979526372	979526859	979523449
ECLD 80-310/2/11.0A/...	N.A.	N.A.	979526860	979526373
ECLD 80-370/2/15.0A/...	N.A.	N.A.	979526861	979526374
ECLD 80-420/2/15.0A/...	N.A.	N.A.	979526862	979526375

ECLD 2 poles DN100F

Type	2x FC Danfoss ...I-D-RBS	2x FC Danfoss ...I-D-2xTT	2x FC Danfoss ...L-D-2xTT	2x FC Hitachi ...L-H-DTT
ECLD 100-255/2/11.0A/...	N.A.	N.A.	979526863	979526376
ECLD 100-285/2/15.0A/...	N.A.	N.A.	979526864	979526377
ECLD 100-290/2/15.0A/...	N.A.	N.A.	979526865	979526378
ECLD 100-315/2/15.0A/...	N.A.	N.A.	979526866	979526379
ECLD 100-340/2/15.0A/...	N.A.	N.A.	979526867	979526380
ECLD 100-390/2/15.0A/...	N.A.	N.A.	979526868	979526381

ECLD 4 poles

ECLD 4 poles DN 40F

Type	2x FC Danfoss ...I-D-RBS	2x FC Danfoss ...I-D-2xTT	2x FC Danfoss ...L-D-2xTT	2x FC Hitachi ...L-H-DTT
ECLD 40-40/4/0.25A/...	979526382	979526384	979526869	979526385
ECLD 40-50/4/0.25A/...	979526386	979526388	979526870	979526389
ECLD 40-65/4/0.25A/...	979526390	979526392	979526871	979526393

ECLD 4 poles DN50F

Type	2x FC Danfoss ...I-D-RBS	2x FC Danfoss ...I-D-2xTT	2x FC Danfoss ...L-D-2xTT	2x FC Hitachi ...L-H-DTT
ECLD 50-50/4/0.25A/...	979526394	979526396	979526872	979526397
ECLD 50-65/4/0.37A/...	979526398	979526400	979526873	979526401
ECLD 50-90/4/0.55A/...	979526402	979526404	979526874	979526405

ECLD 4 poles DN65F

Type	2x FC Danfoss ...I-D-RBS	2x FC Danfoss ...I-D-2xTT	2x FC Danfoss ...L-D-2xTT	2x FC Hitachi ...L-H-DTT
ECLD 65-70/4/0.75A/...	979526406	979526408	979526875	979526409
ECLD 65-80/4/0.75A/...	979526410	979526412	979526876	979526413
ECLD 65-90/4/1.1A/...	979526414	979526416	979526877	979526417

ECLD 4 poles DN80F


Type	2x FC Danfoss ...I-D-RBS	2x FC Danfoss ...I-D-2xTT	2x FC Danfoss ...L-D-2xTT	2x FC Hitachi ...L-H-DTT
ECLD 80-65/4/0.75A/...	979526418	979526420	979526878	979526421
ECLD 80-75/4/1.1A/...	979526422	979526424	979526879	979526425
ECLD 80-85/4/1.1A/...	979526426	979526428	979526880	979526429
ECLD 80-105/4/1.5A/...	979526430	979526432	979526881	979526433

ECLD 4 poles DN100F

Type	2x FC Danfoss ...I-D-RBS	2x FC Danfoss ...I-D-2xTT	2x FC Danfoss ...L-D-2xTT	2x FC Hitachi ...L-H-DTT
ECLD 100-85/4/1.5A/...	979526434	979526436	979526882	979526437
ECLD 100-105/4/2.2A/...	979526438	979526440	979526883	979526441
ECLD 100-125/4/3.0A/...	979526442	979526444	979526884	979523820
ECLD 100-150/4/4.0A/...	979526445	979526447	979526885	979526448

CV, PV

CV/PV 32 - 4 / 60



Construction

Close-coupled, single-impeller, centrifugal pumps with standard electric motor and electric motor with extended shaft. Pump casing with suction and delivery connections with the same diameter and on the same axis (in-line).

Motor

2 poles $n \approx 2900$ rpm; 50Hz
 4 poles $n \approx 1450$ rpm; 50Hz

Three phase;
 230V/400V

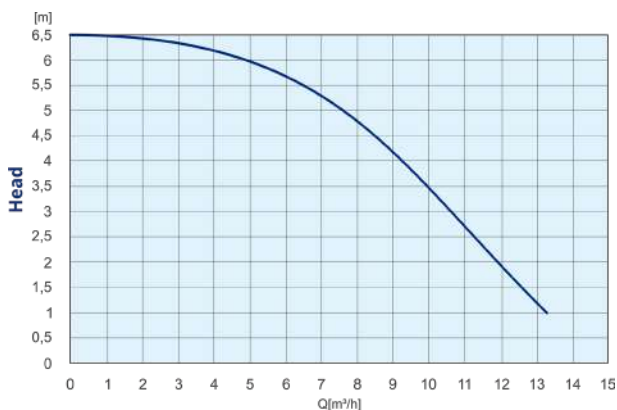
Technical specification of the motor	
Rated power	0,125kW - 0,25kW
Efficiency class	IE 2
Degree of protection	IP 55
Insulation class	F
MEI	MEI $\geq 0,40$
ErP	EuP Standalone product

Technical data

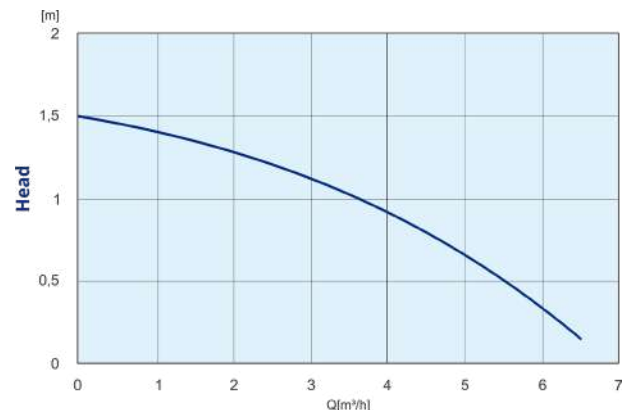
TECHNICAL FEATURES	CV/PV
CONNECTIONS (DN)	32
CONNECTION TYPE	FLANGE
MAX OPERATING PRESSURE (PN)	10
AMBIENT TEMPERATURE	-10°C TO +40°C
MEDIA TEMPERATURE	-10°C TO +110°C
TWIN PUMP	NO
APPLICATIONS	CV/PV
HEATING	YES
COOLING	YES
SANITARY WATER	CV-NO; PV-YES
CLIMATE APPLIANCES	YES
INDUSTRY	YES
PROCESS TECHNIQUE	YES
CONDENSATION	NO
SALT WATER	NO
MATERIALS	CV/PV
HYDRAULIC CASING	CAST IRON/ BRONZE
IMPELLER	NORYL
MECHANICAL SEAL STANDARD	AQ1EGG

Performance range

CV/PV 2 poles ≈ 2900 rpm



CV/PV 4 poles ≈ 1450 rpm



CV 2 and 4 poles - Q/H performance

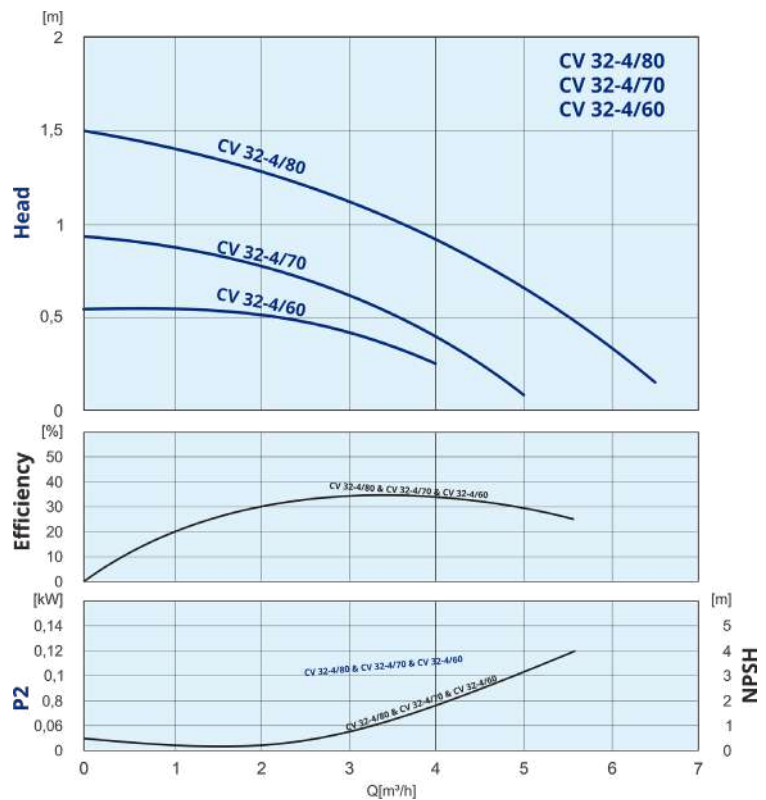
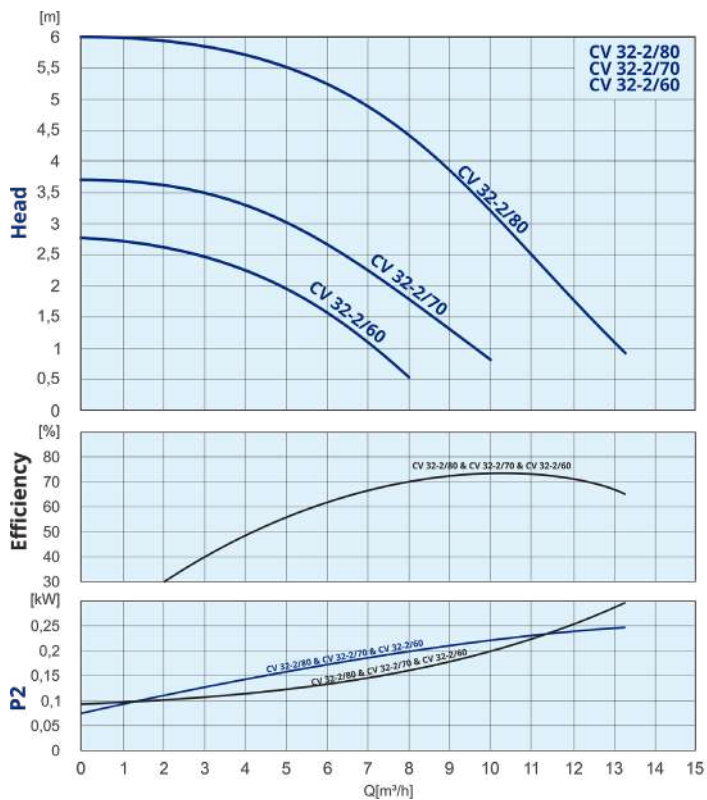
CV 2 poles

Code	Type	P [kW]	I [A]	H [m]	Q [m³/h]														
					2	3	4	5	6	7	8	9	10	11	12	13	14	15	
979521529	CV 32-2/60	0,25	0,64	H [m]	2,6	2,5	2,3	1,9	1,5	1,1	0,5								
979521528	CV 32-2/70	0,25	0,64		3,6	3,5	3,3	3	2,7	2,3	1,8	1,4	0,8						
979521527	CV 32-2/80	0,25	0,64		5,9	5,8	5,7	5,5	5,2	4,9	4,5	3,8	3,2	2,5	1,7	1,1			

CV 4 poles

Code	Type	P [kW]	I [A]	H [m]	Q [m³/h]													
					0	1	2	3	4	5	6	7	8	9	10	11	12	13
979521532	CV 32-4/60	0,12	0,41	H [m]	0,6	0,6	0,5	0,4	0,3									
979521531	CV 32-4/70	0,12	0,41		0,9	0,8	0,8	0,7	0,4	0,1								
979521530	CV 32-4/80	0,12	0,41		1,5	1,4	1,3	1,2	0,9	0,7	0,3							

CV 2 and 4 poles - Performance curves



PV 2 and 4 poles - Q/H performance

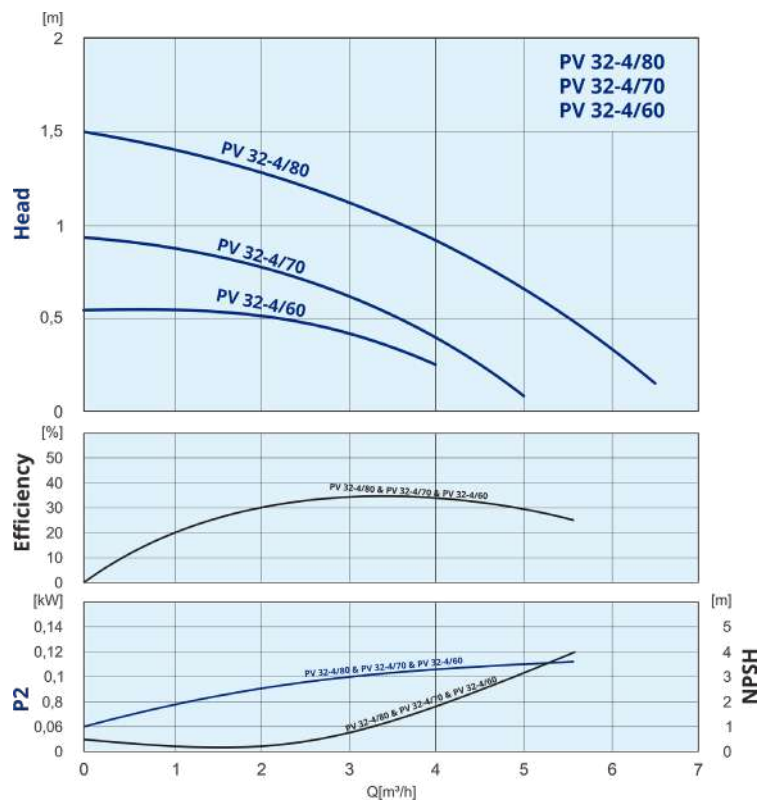
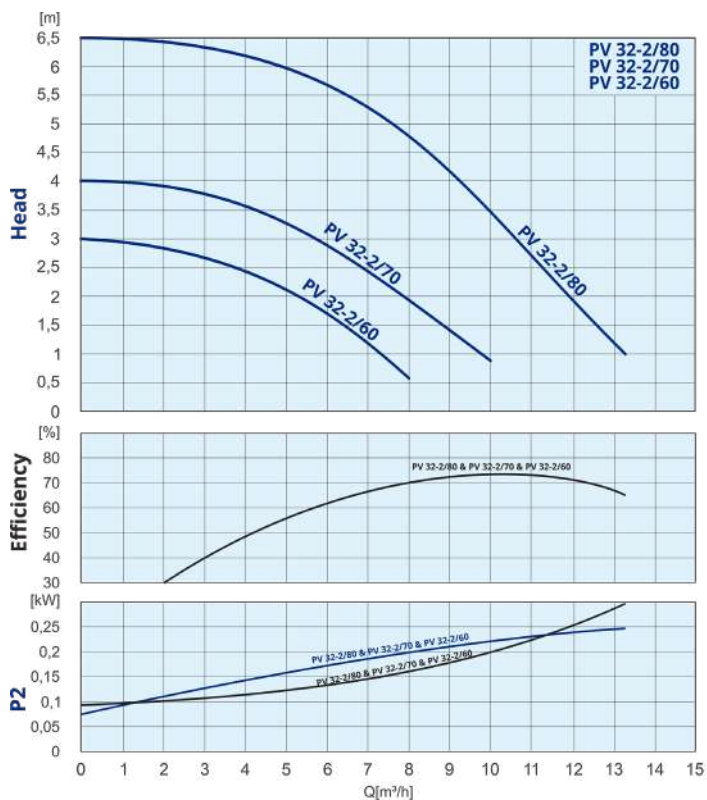
PV 2 poles

Code	Type	P [kW]	I [A]	H [m]	Q [m³/h]														
					2	3	4	5	6	7	8	9	10	11	12	13	14	15	
979521523	PV 32-2/60	0,25	0,64	H [m]	2,6	2,5	2,3	1,9	1,5	1,1	0,5								
979521522	PV 32-2/70	0,25	0,64		3,6	3,5	3,3	3	2,7	2,3	1,8	1,4	0,8						
979521521	PV 32-2/80	0,25	0,64		5,9	5,8	5,7	5,5	5,2	4,9	4,5	3,8	3,2	2,5	1,7	1,1			

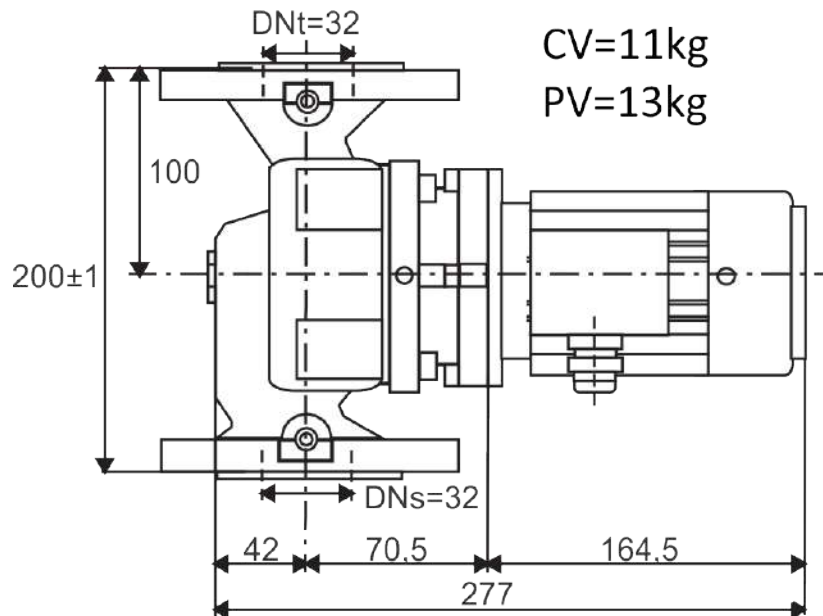
PV 4 poles

Code	Type	P [kW]	I [A]	H [m]	Q [m³/h]													
					0	1	2	3	4	5	6	7	8	9	10	11	12	13
979521526	PV 32-4/60	0,12	0,41	H [m]	0,6	0,6	0,5	0,4	0,3									
979521525	PV 32-4/70	0,12	0,41		0,9	0,8	0,8	0,7	0,4	0,1								
979521524	PV 32-4/80	0,12	0,41		1,5	1,4	1,3	1,2	0,9	0,7	0,3							

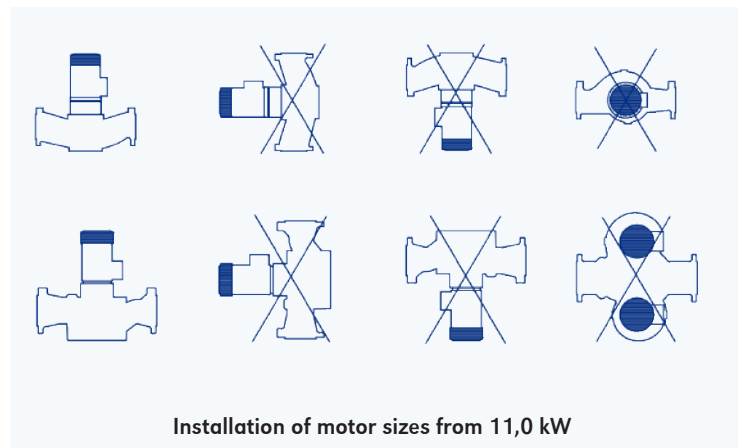
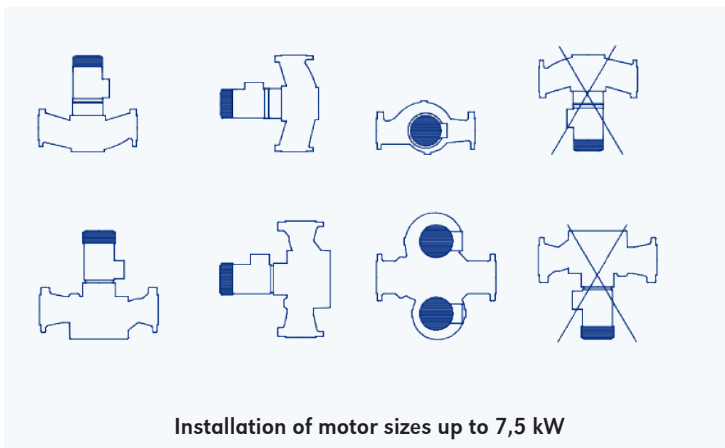
CV 2 and 4 poles - Performance curves



CV/PV 2 and 4 poles - Dimensions



Permitted mounting positions for (E)CL(D), CV & PV pumps



***THE HONEST PRODUCT
FOR THE HONEST PRICE***

*IMP PUMPS d.o.o.
Pod hrasti 28
1218 Komenda
SLOVENIA*

*E: info@imp-pumps.com
T: +386 1 28 06 400
F: +386 1 28 06 460
www.imp-pumps.com*

Contact:



IMP PUMPS®
Intelligent Motor Pumps