



IMPPUMPS®

Intelligent Motor Pumps

www.imp-pumps.com



GHN PUMPS

TECHNICAL DATA



Investing in your future

OPERATION PART FINANCED BY THE EUROPEAN UNION
European Regional Development Fund

GENERAL INFORMATION

ALL PRODUCTS AND COMPONENTS ARE MANUFACTURED FROM ENVIRONMENTALLY FRIENDLY MATERIALS.


UPON DISPOSAL INTERNAL ENVIRONMENTAL REGULATION MUST BE CONSIDERED.

**FURTHER INFORMATION ON ALL PUMPING PROGRAMS WITH TECHNICAL DATA ARE AVAILABLE ON
WWW.IMP-PUMPS.COM**

GENERAL SALES CONDITIONS AND TERMS OF PAYMENT – DEPENDING ON THE AGREEMENT WITH THE FIRM IMP PUMPS.

**IMAGES IN CATALOGUE ARE FOR ILLUSTRATIVE
PURPOSES ONLY.**

TECHNICAL ADJUSTMENTS AND REVISIONS ARE NOT PERMITTED!



ABOUT US

IMP PUMPS is Slovenian manufacturer of pumps and pumping systems located in Komenda in Slovenia. Company designs, develops, manufactures, distributes and maintains pumps and pumping systems. With products and services of its own and from strategic partners, company is positioned as provider of integrated solutions. With specialized skills company resolves the problems relating to the transportation of liquid media. This ensures the comfort of home environment and optimal working conditions in the industry.

More than 96 % of production is sold in over 80 countries around the world. Company is innovator in the field of electro commutated submersible motors and has the quality certificate ISO 9001:2015.

HISTORY

IMP PUMPS was founded in 1947 and has existed as part of the IMP until the late 1980s. Company successfully survived the change of the economic system and the turbulent nineties and stood on its own feet. Company was privatized in 1997 and 1999. In the year 2000, the company was restructured and renamed in IMP PUMPS d.o.o.. Slovenia's entry into the EU was another initiative for IMP PUMPS intensive development of the sales network in the changing European market, either directly or through its business partners.

At the same time investments in development, marketing, information technology, and philosophy of e-commerce were made.

PRESENT

IMP PUMPS is present with its products and services in many world markets (Eastern and Western Europe, North America, Asia, North Africa and Australia). IMP PUMPS is also a member of EUROPUMP the European Association of Pump Manufacturers. In pump design, high priority is given to the improvement of the energy efficiency of pumps. Excellent results have been reached by the new NMT pump series, using permanent magnets technology for very high efficiency rates. IMP PUMPS is one of the few European manufacturers, which over the years developed and launched a new generation of pumps with electronically controlled wet running motors. This is one of the main reasons that the company IMP PUMPS is ranked among Europe's technological elite.

FUTURE

IMP PUMPS Company employees are aware they have become part of global development and the importance of the environment in which they live. Our products are energy efficient and environmentally friendly. We are constantly developing new and more cost effective pumps replacing the old types and investing in the development of intelligent pumps with an emphasis on digitization and communication. The company plans to further expand its sales on foreign markets and enhance its position among the four largest manufacturer of circulator pumps in Europe. In the spirit of its motto "The honest product for the honest price", IMP PUMPS intends to maintain the excellent quality of its products at the favorable prices for the customer, along with the application of the latest technologies and prompt service.


Product overview

The basic production program of IMP PUMPS are circulating pumps for HVAC application. Pumps are flanged or threaded and single or double design with a bronze or cast iron hydraulic casing. All cast iron hydraulics are covered with cataphoresis.

Wet running circulating pumps



NMT (electronic savings, ECM, SAN circulation for sanitary water)



SAN - for sanitary water



GHN (3-speed pumps)

Dry running circulating pump



CL, ECL, CV, PV
(in-line,
with frequency converter)



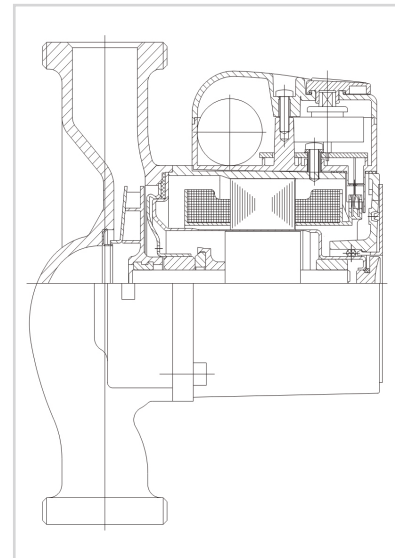
BL, BWJ
(multistage)



PPT BL (pressure boosting unit)



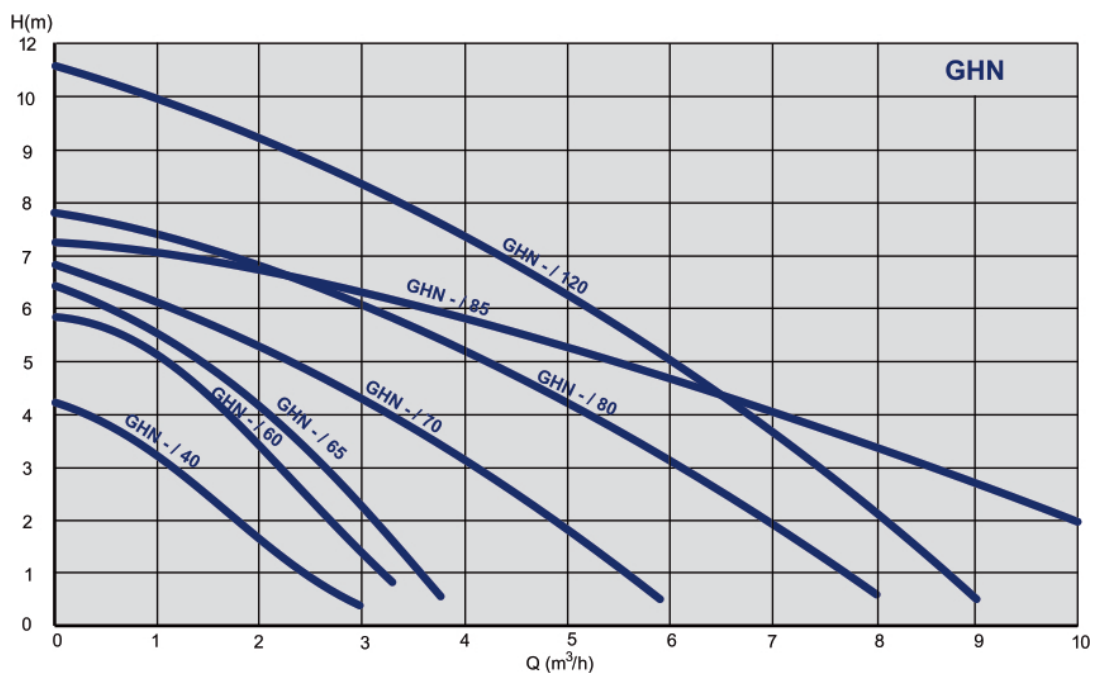
GHN pumps



Material	
Hydraulic casing	cast iron cataphoresis
Impeller	NORYL
Shaft	stainless steel - AISI 316
Bearings	graphite
Rotor can	stainless steel - AISI 316

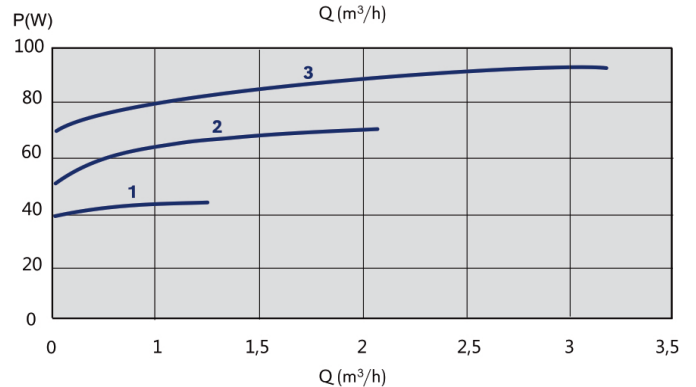
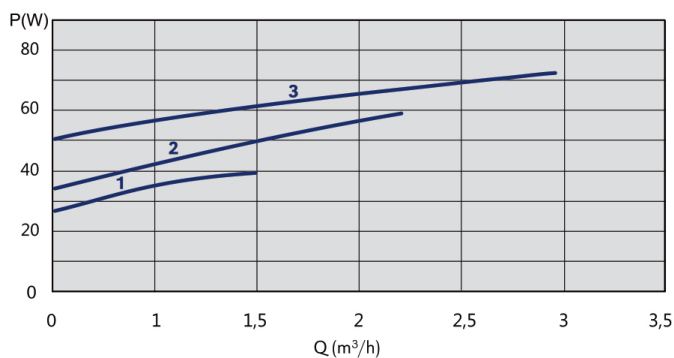
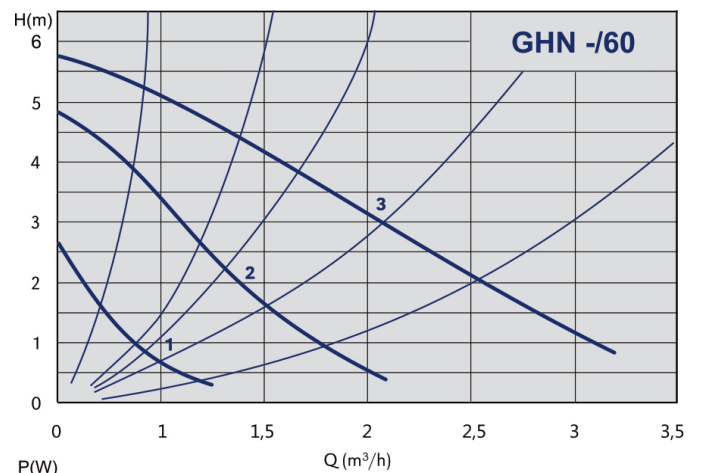
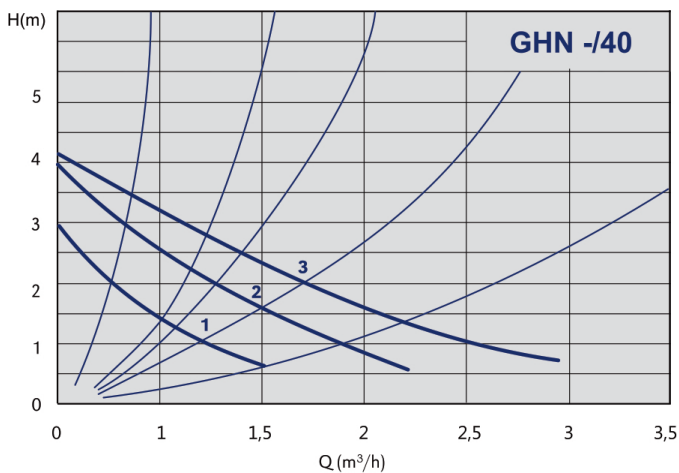
Technical specification	
Q	3,5 - 12 m ³ /h
H	4 - 12 m
P	PN 10 bar
DN	15/20/25/32
Pipe connection	130/180 mm
Installation	threaded
Insulation class	H/200
Degree of protection	IP 44
Voltage	1 ~ 230V

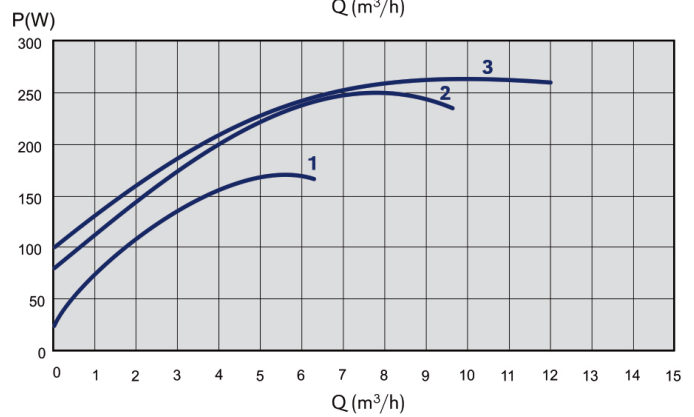
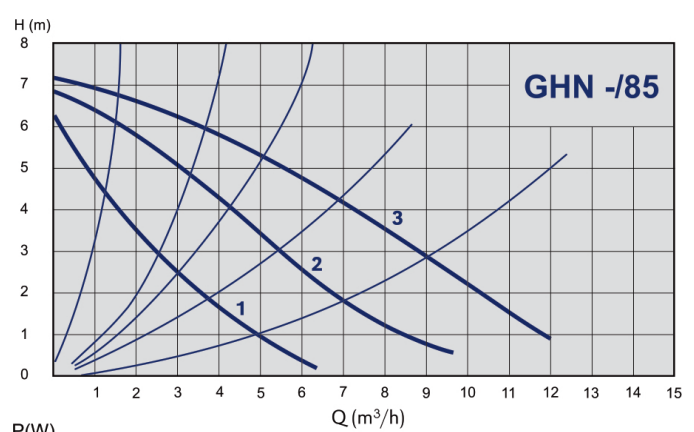
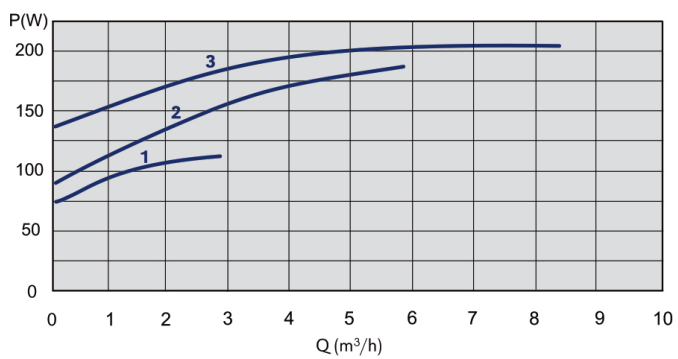
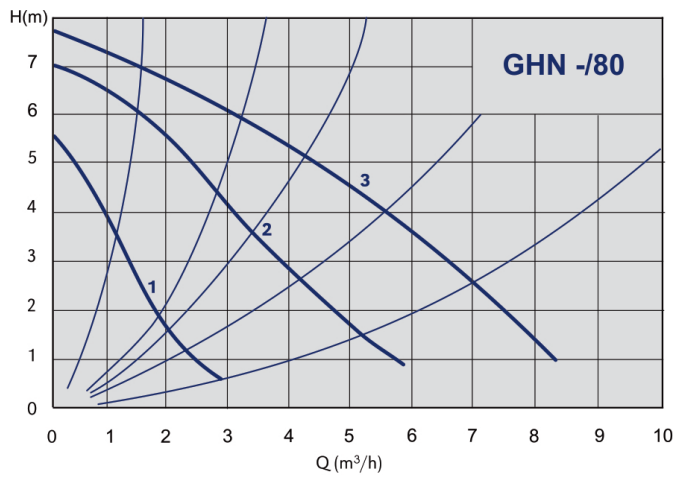
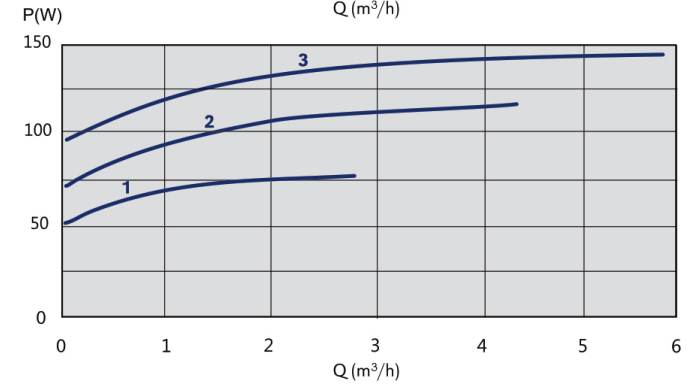
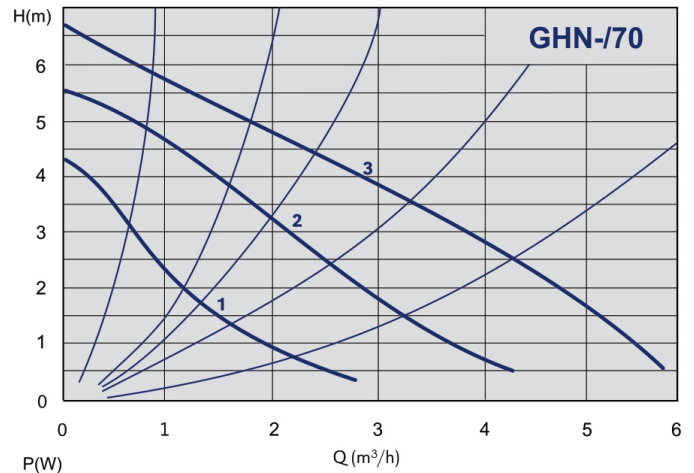
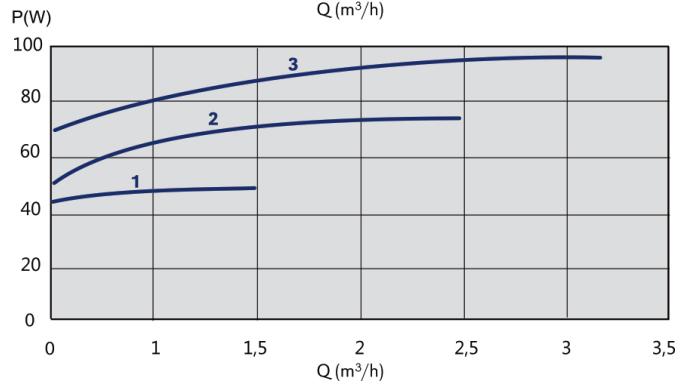
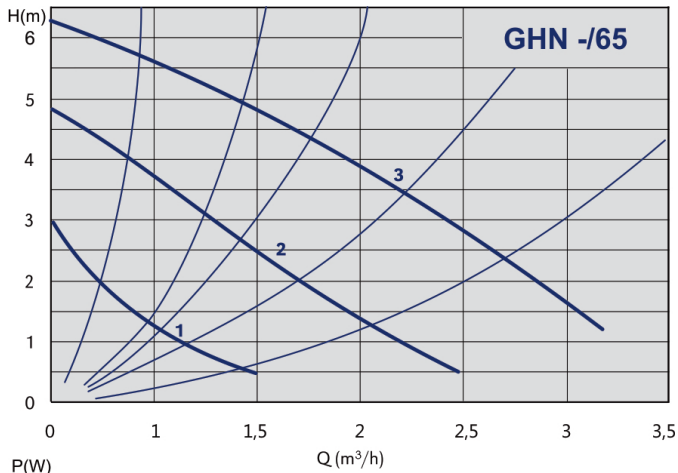
Performance range



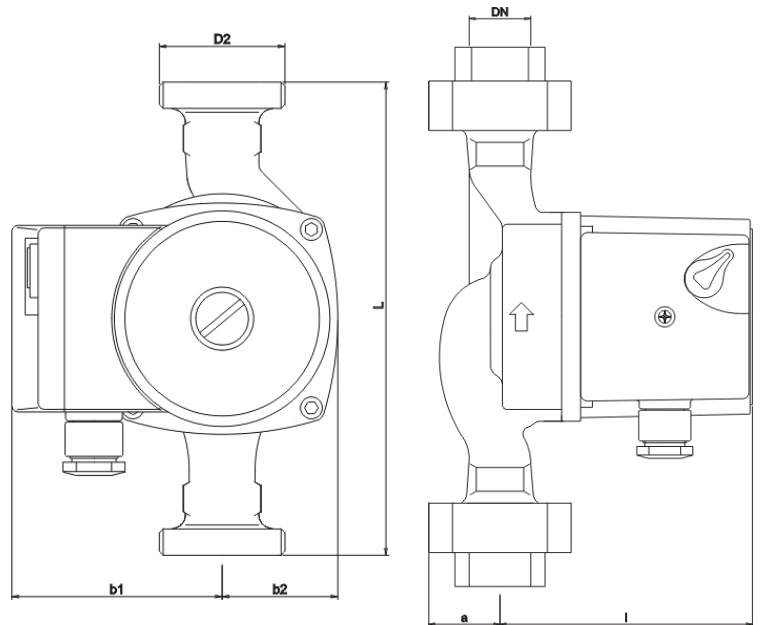
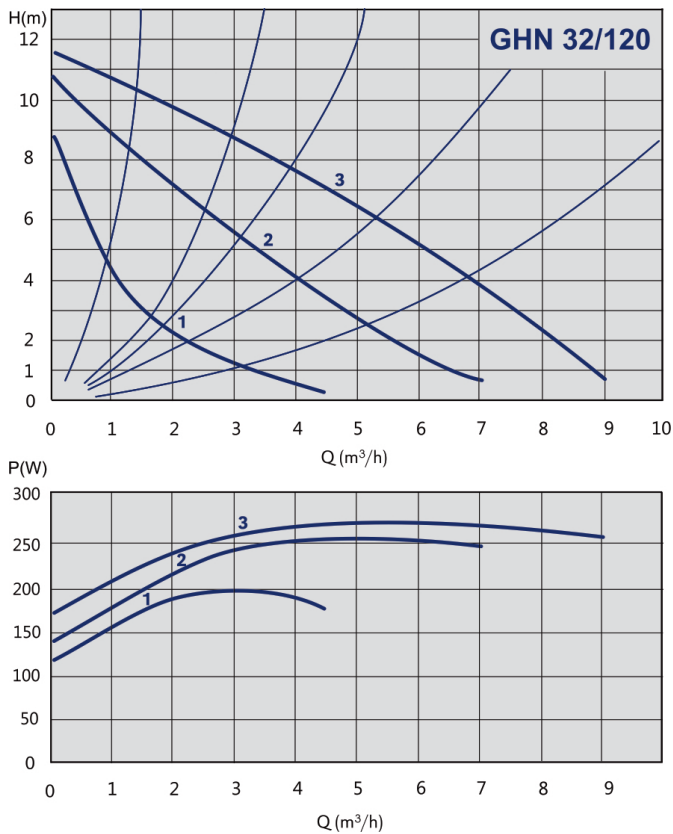
Technical data & performance curves - GHN pumps

Code	Type	Q	H	PN (bar)	Net weight (kg)
979521960	GHN 15/40-130	3,5	4,0	PN10	2,2
979521961	GHN 15/60-130	3,5	6,0	PN10	2,2
979521962	GHN 15/65-130	4,0	6,5	PN10	2,2
979521700	GHN 20/40-130	3,5	4,0	PN10	2,3
979521702	GHN 20/60-130	3,5	6,0	PN10	2,3
979521706	GHN 20/65-130	4,0	6,5	PN10	2,3
979521701	GHN 25/40-130	3,5	4,0	PN10	2,3
979521703	GHN 25/60-130	3,5	6,0	PN10	2,3
979521707	GHN 25/65-130	4,0	6,5	PN10	2,4
979521709	GHN 20/40-180	3,5	4,0	PN10	2,5
979521712	GHN 20/60-180	3,5	6,0	PN10	2,5
979521710	GHN 25/40-180	3,5	4,0	PN10	2,5
979521713	GHN 25/60-180	3,5	6,0	PN10	2,5
979521704	GHN 25/65-180	4,0	6,5	PN10	2,6
979521987	GHN 25/70-180	6,0	6,8	PN10	2,75
979523206	GHN 25/80-180	8,4	8,0	PN10	4,6
979521711	GHN 32/40-180	3,5	4,0	PN10	2,75
979521714	GHN 32/60-180	3,5	6,0	PN10	2,75
979521705	GHN 32/65-180	4,0	6,5	PN10	2,75
979521983	GHN 32/70-180	6,0	6,8	PN10	2,9
979521944	GHN 32/80-180	8,4	8,0	PN10	4,7
979522752	GHN 32/85-180	12	7,1	PN10	5,3
979522005	GHN 32/120-180	9,5	12	PN10	5,4





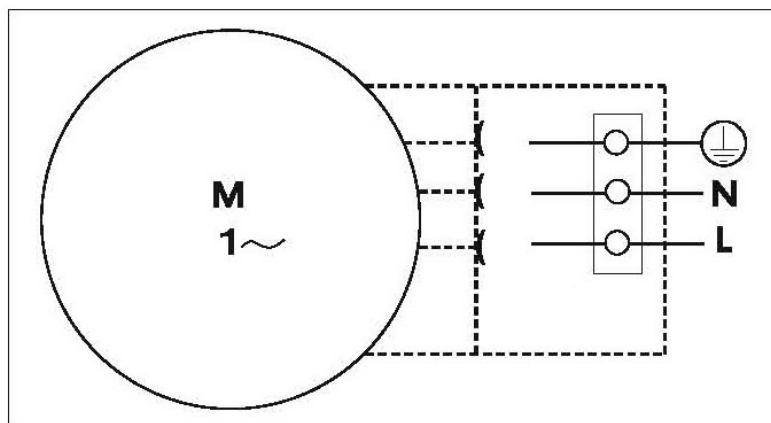
Dimensions - GHN pumps



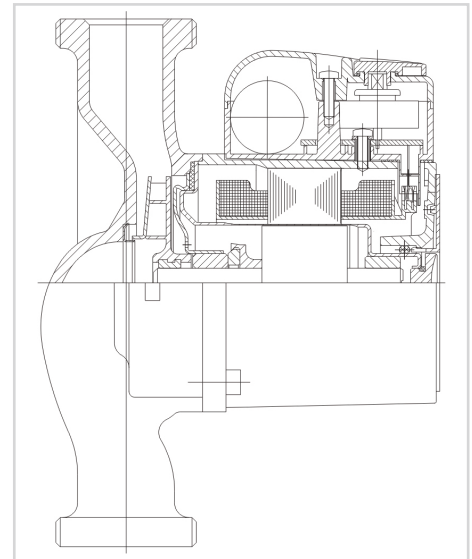
Code	Type	Fitting length (mm)	Connection size DN	a	l	b1	b2
979521960	GHN 15/40-130	130	DN15	28	108	80	44
979521961	GHN 15/60-130	130	DN15	28	108	80	44
979521962	GHN 15/65-130	130	DN15	28	108	80	44
979521700	GHN 20/40-130	130	DN20	28	108	80	44
979521702	GHN 20/60-130	130	DN20	28	108	80	44
979521706	GHN 20/65-130	130	DN20	28	108	80	44
979521701	GHN 25/40-130	130	DN25	28	108	80	44
979521703	GHN 25/60-130	130	DN25	28	108	80	44
979521707	GHN 25/65-130	130	DN25	28	108	80	44
979521709	GHN 20/40-180	180	DN20	28	108	80	44
979521712	GHN 20/60-180	180	DN20	28	108	80	44
979521710	GHN 25/40-180	180	DN25	28	108	80	44
979521713	GHN 25/60-180	180	DN25	28	108	80	44
979521704	GHN 25/65-180	180	DN25	28	108	80	44
979521987	GHN 25/70-180	180	DN25	30	108	80	44
979523206	GHN 25/80-180	180	DN25	28	150	80	57
979521711	GHN 32/40-180	180	DN32	30	108	80	44
979521714	GHN 32/60-180	180	DN32	30	108	80	44
979521705	GHN 32/65-180	180	DN32	30	108	80	44
979521983	GHN 32/70-180	180	DN32	30	108	80	44
979521944	GHN 32/80-180	180	DN32	31	150	80	57
979522752	GHN 32/85-180	180	DN32	31	174	80	75
979522005	GHN 32/120-180	180	DN32	31	173	80	67

Electrical & pressure data - GHN pumps

Code	Type	Pmax (W)	Speed range (min-1)	FLC I In (A)	insulating class	min. working pressure 50°C	min. working pressure 80°C	min. working pressure 110°C
979521960	GHN 15/40-130	50	1315 - 2456	0,15 - 0,21	H	0,05	0,4	1,1
979521961	GHN 15/60-130	90	1080 - 1980	0,15 - 0,39	H	0,05	0,4	1,1
979521962	GHN 15/65-130	95	1080 - 1980	0,19 - 0,44	H	0,05	0,4	1,1
979521700	GHN 20/40-130	50	1315 - 2456	0,15 - 0,21	H	0,05	0,4	1,1
979521702	GHN 20/60-130	90	1080 - 1980	0,17 - 0,39	H	0,05	0,4	1,1
979521706	GHN 20/65-130	95	1080 - 1980	0,19 - 0,41	H	0,05	0,4	1,1
979521701	GHN 25/40-130	50	1315 - 2456	0,15 - 0,21	H	0,05	0,4	1,1
979521703	GHN 25/60-130	90	1080 - 1980	0,17 - 0,39	H	0,05	0,4	1,1
979521707	GHN 25/65-130	95	1080 - 1980	0,19 - 0,41	H	0,05	0,4	1,1
979521709	GHN 20/40-180	50	1315 - 2456	0,15 - 0,21	H	0,05	0,4	1,1
979521712	GHN 20/60-180	90	1080 - 1980	0,17 - 0,39	H	0,05	0,4	1,1
979521710	GHN 25/40-180	50	1315 - 2456	0,15 - 0,21	H	0,05	0,4	1,1
979521713	GHN 25/60-180	90	1080 - 1980	0,17 - 0,39	H	0,05	0,4	1,1
979521704	GHN 25/65-180	95	1080 - 1980	0,19 - 0,41	H	0,05	0,4	1,1
979521987	GHN 25/70-180	140	1109 - 2340	0,39 - 0,62	H	0,05	0,4	1,1
979523206	GHN 25/80-180	204	1150 - 2450	0,58 - 0,88	200	0,05	0,4	1,2
979521711	GHN 32/40-180	50	1315 - 2456	0,15 - 0,21	H	0,05	0,4	1,1
979521714	GHN 32/60-180	90	1080 - 1980	0,17 - 0,39	H	0,05	0,4	1,1
979521705	GHN 32/65-180	95	1080 - 1980	0,19 - 0,41	H	0,05	0,4	1,1
979521983	GHN 32/70-180	140	1109 - 2340	0,39 - 0,62	H	0,05	0,4	1,1
979521944	GHN 32/80-180	210	1150 - 2450	0,46 - 0,91	200	0,05	0,4	1,2
979522752	GHN 32/85-180	277	1150 - 2450	0,85 - 1,20	200	0,05	0,4	1,2
979522005	GHN 32/120-180	265	1150 - 2450	0,75 - 1,15	200	0,05	0,4	1,2



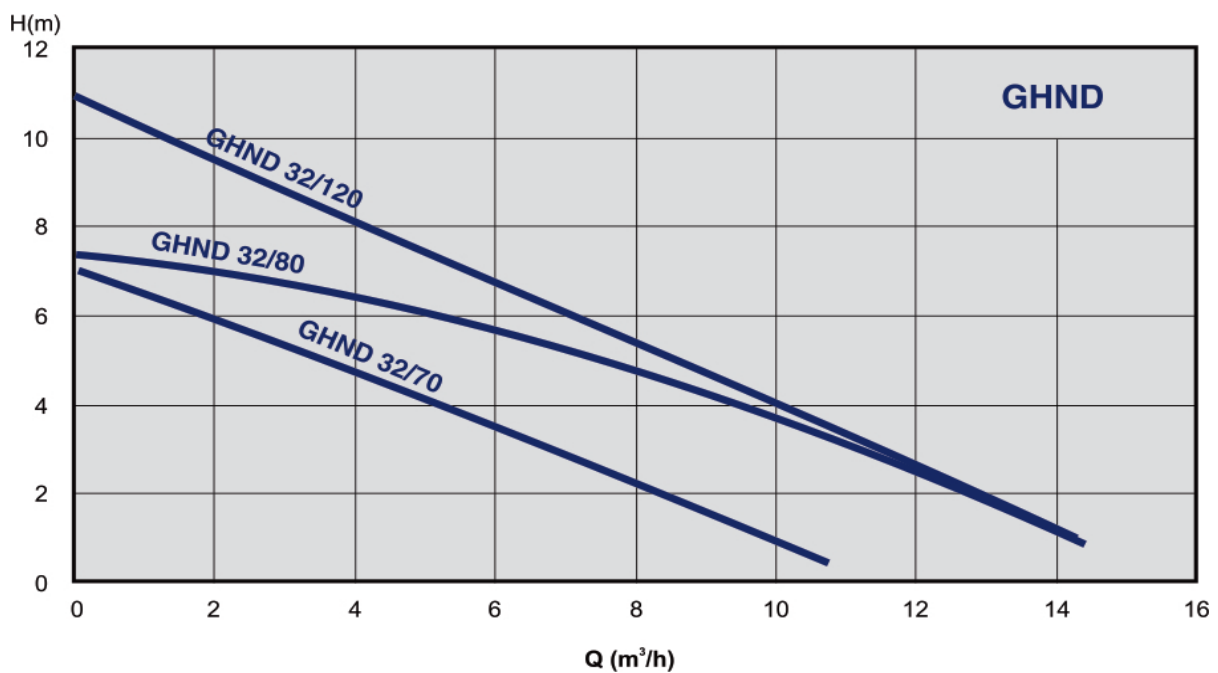
GHND pumps



Material	
Hydraulic casing	cast iron cataphoresis
Impeller	NORYL
Shaft	stainless steel - AISI 316
Bearings	graphite
Rotor can	stainless steel - AISI 316

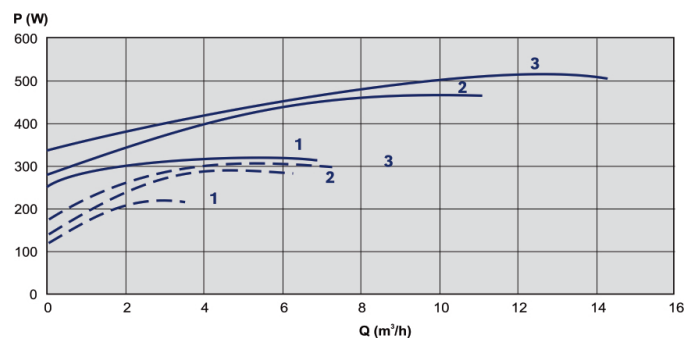
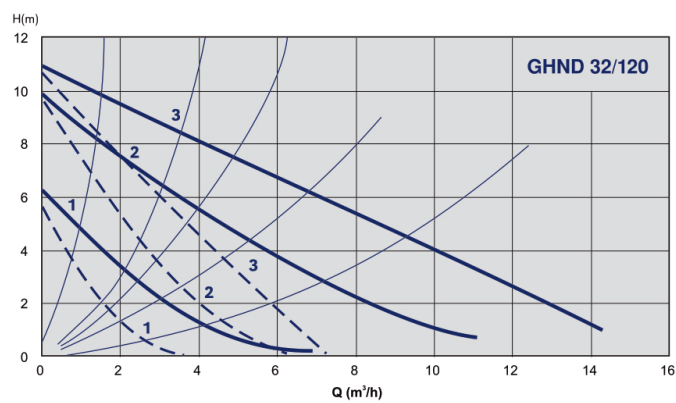
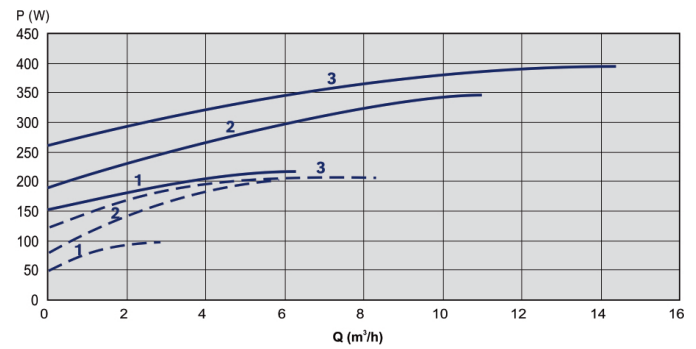
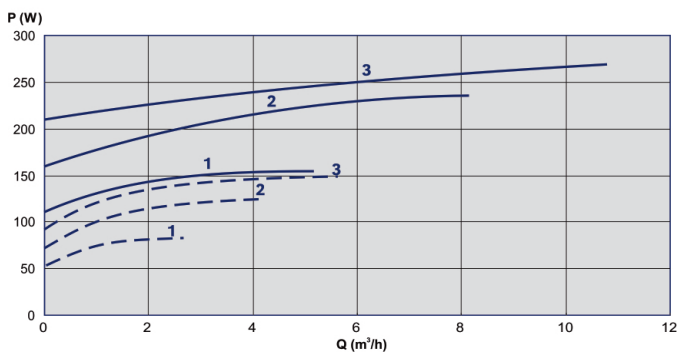
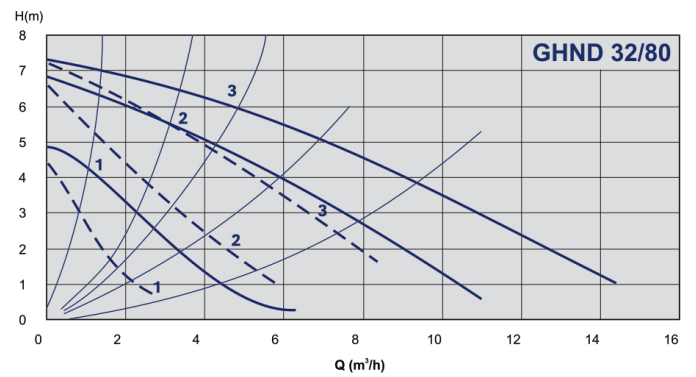
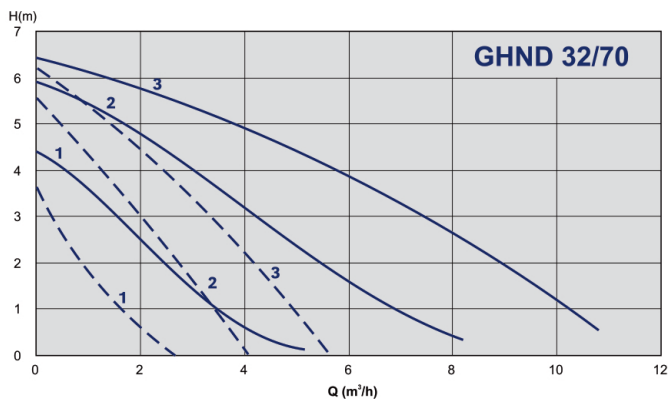
Technical specification	
Q	10,3 - 14,4 m ³ /h
H	6,4 - 10,8 m
P	PN 10 bar
DN	32
Pipe connection	180 mm
Installation	threaded
Insulation class	200
Degree of protection	IP 44
Voltage	1 - 230V

Performance range



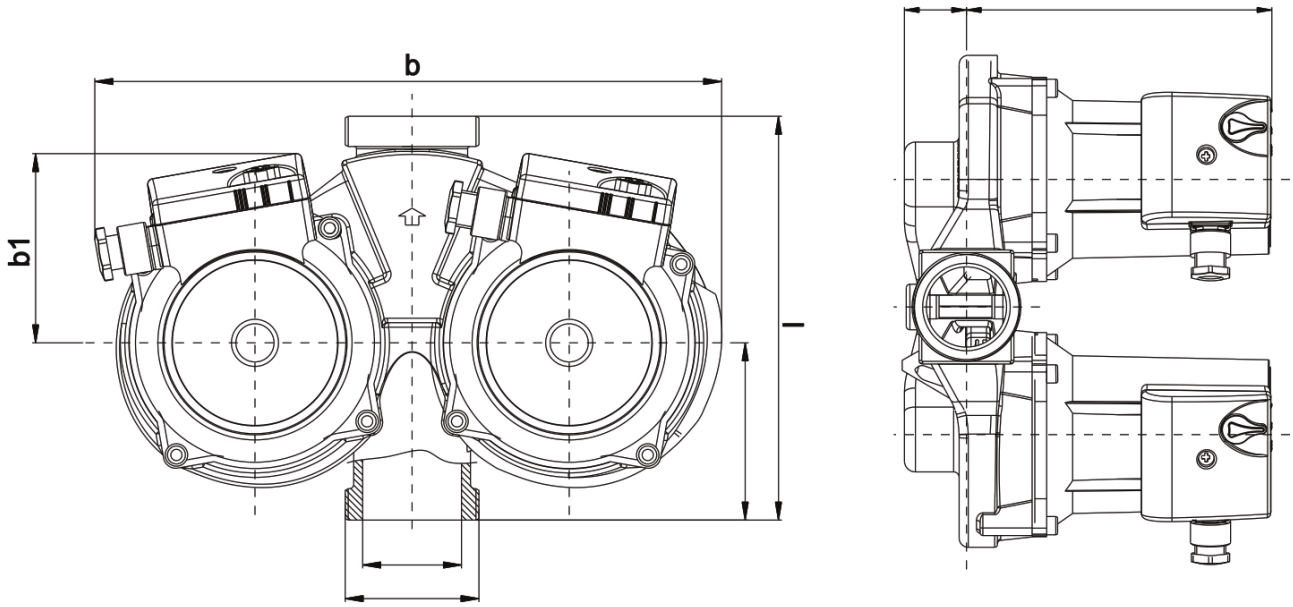
Technical data & performance curves - GHND pumps

Code	Type	Q	H	PN (bar)	Net weight (kg)
979522021	GHND 32/70-180	10,8	6,4	PN10	5,9
979522022	GHND 32/80-180	14,4	7,3	PN10	9,4
979522023	GHND 32/120-180	14,3	10,8	PN10	10,2



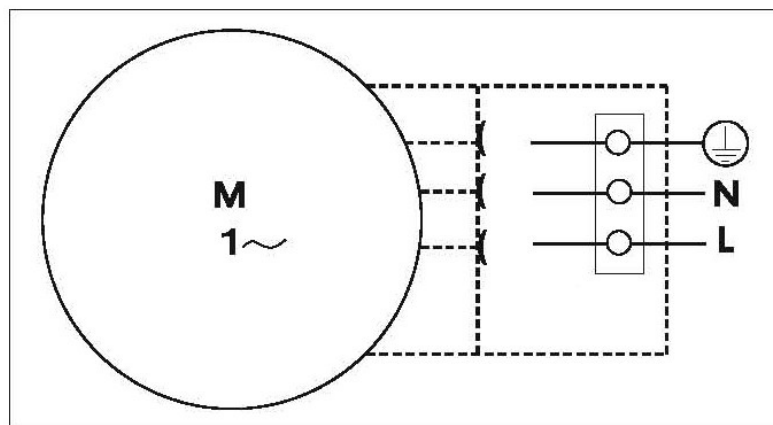
Dimensions - GHND pumps

Code	Type	Fitting length (mm)	Connection size DN	a	l	b1	b	h1
979522021	GHND 32/70-180	180	DN32	29	212	85	240	78
979522022	GHND 32/80-180	180	DN32	40	142	85	255	77,5
979522023	GHND 32/120-180	180	DN32	34	168	85	280	79

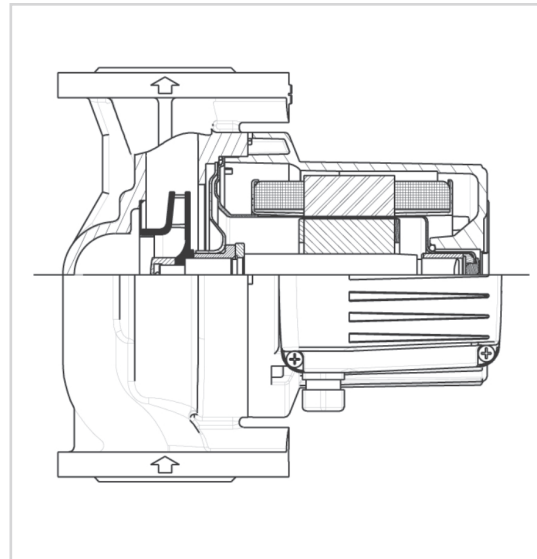


Electrical & pressure data - GHND pumps

Code	Type	P _{max} (W)	Speed range (min ⁻¹)	FLC I In (A)	insulating class	min. working pressure 50°C	min. working pressure 80°C	min. working pressure 110°C
979522021	GHND 32/70-180	140	1109 - 2340	0,39 - 0,62	H	0,05	0,4	1,1
979522022	GHND 32/80-180	210	1150 - 2450	0,46 - 0,91	200	0,05	0,4	1,2
979522023	GHND 32/120-180	265	1150 - 2450	0,75 - 1,15	200	0,05	0,4	1,2



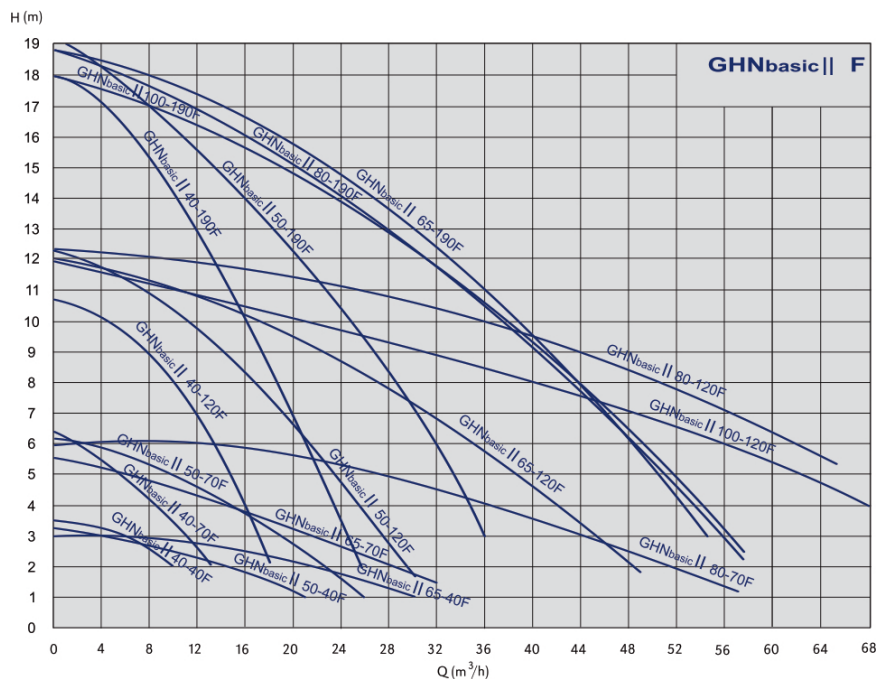
GHNbasic II pumps



Material	
Hydraulic casing	cast iron cataphoresis
Impeller	stainless steel - AISI 316
Shaft	stainless steel - AISI 316
Bearings	graphite
Rotor can	stainless steel - AISI 316

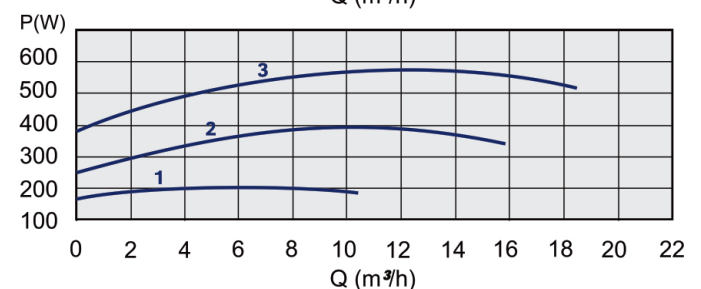
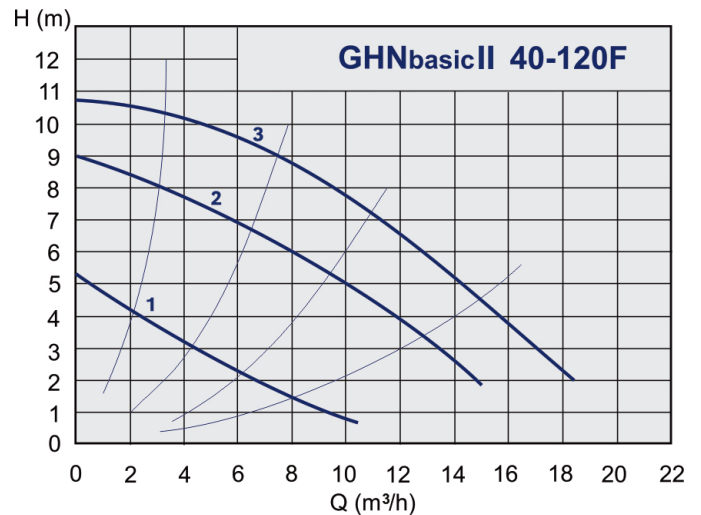
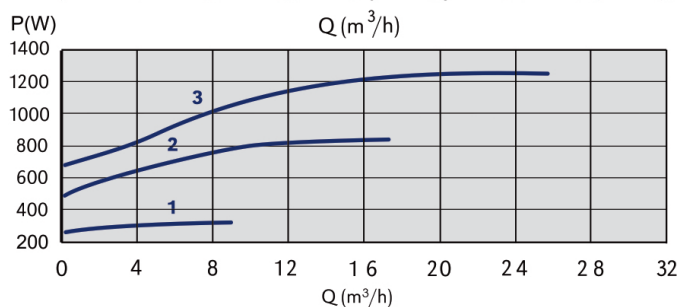
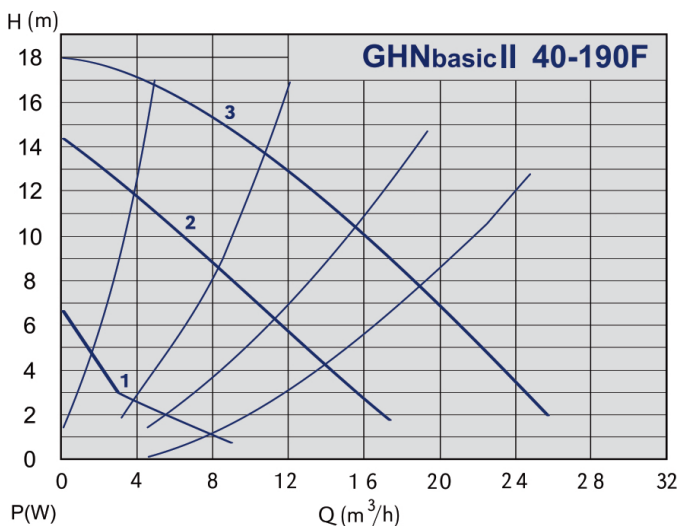
Technical specification	
Q	10 - 75 m ³ /h
H	3,5 - 19,5 m
P	PN 6/10; PN6; PN10
DN	40/50/65/80/100
Pipe connection	250/280/340/360 mm
Installation	flange
Insulation class	200
Degree of protection	IP 43
Voltage	3 - 400V

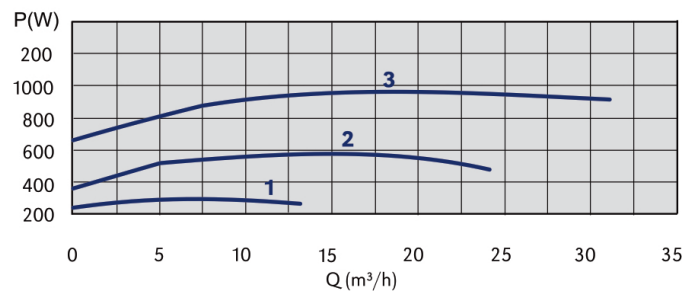
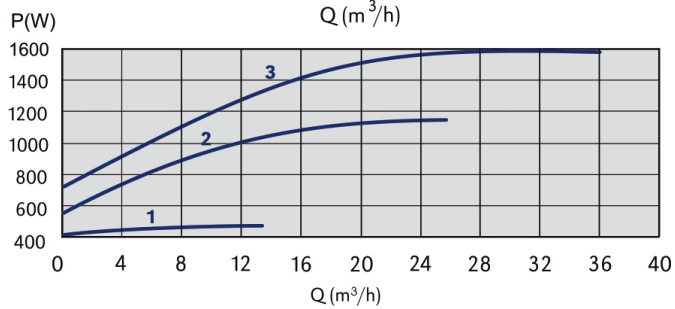
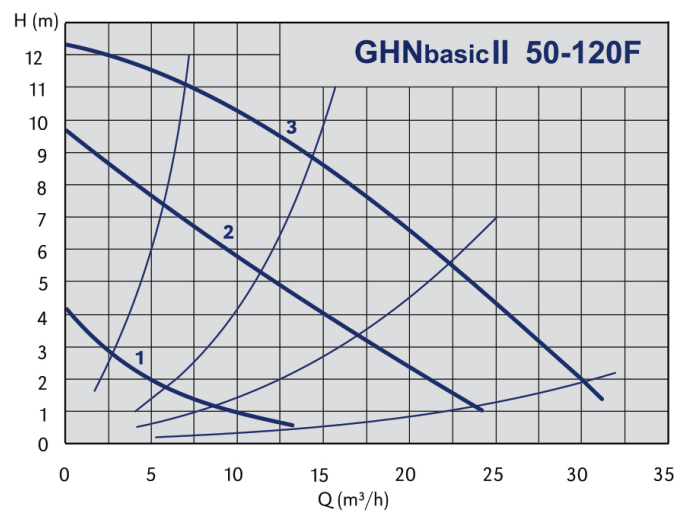
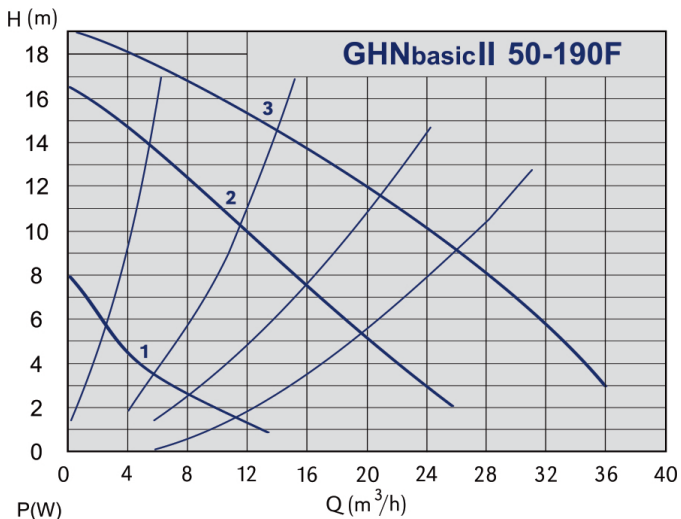
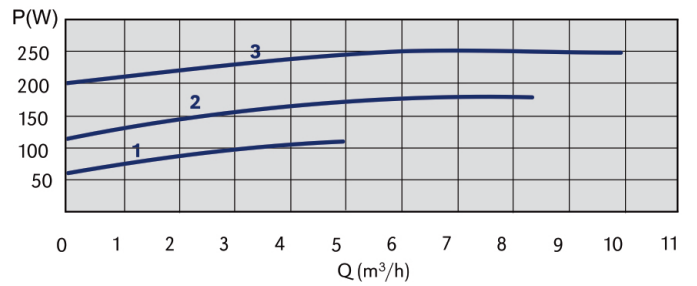
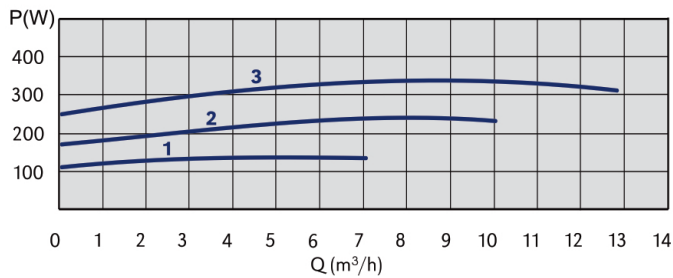
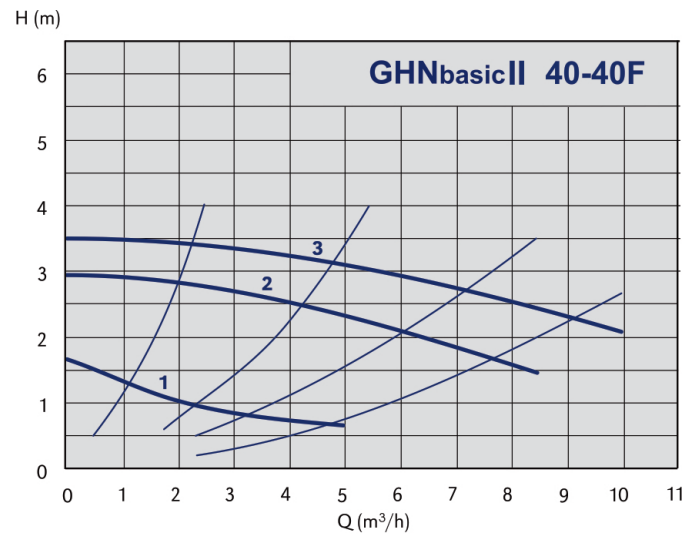
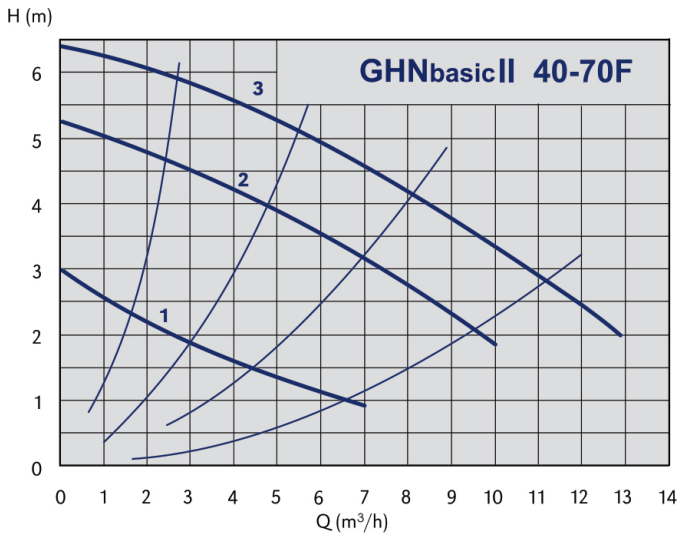
Performance range

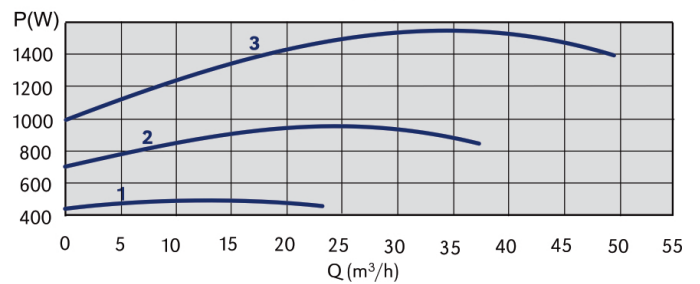
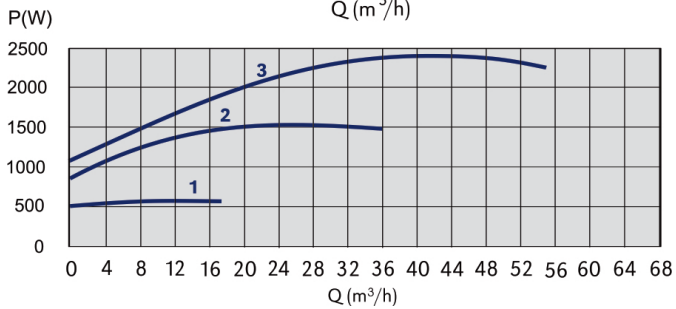
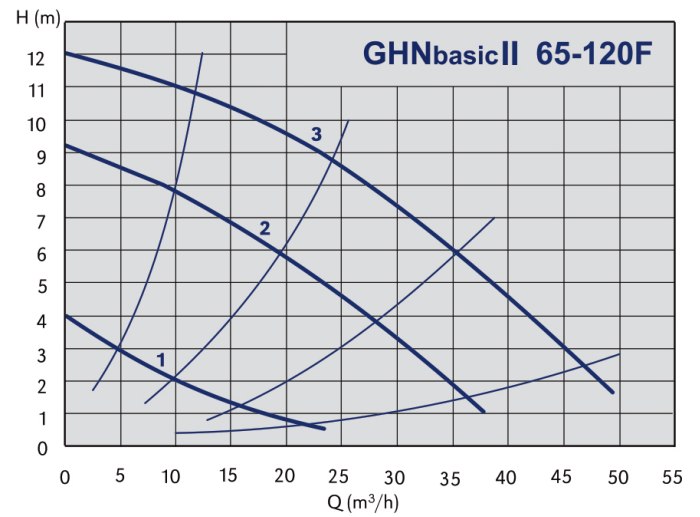
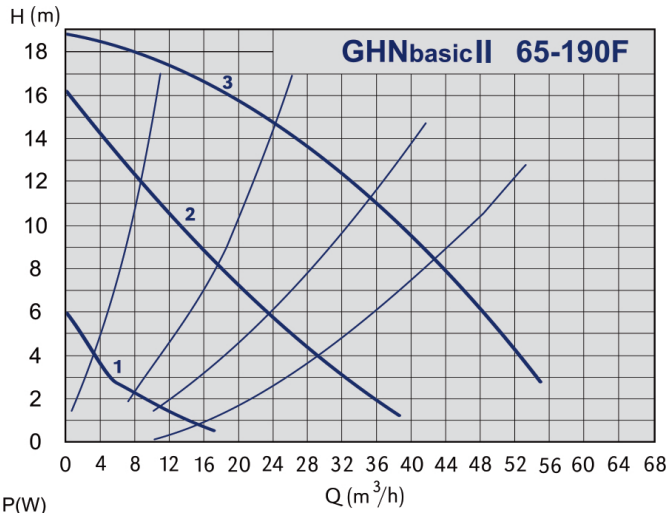
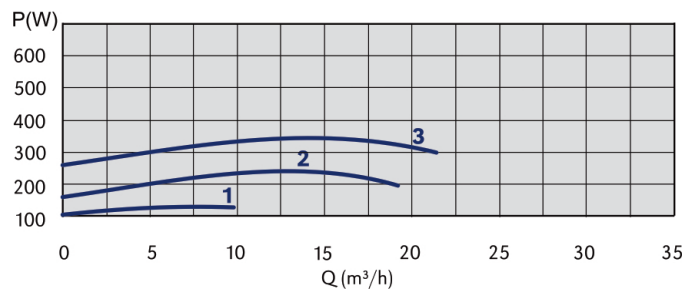
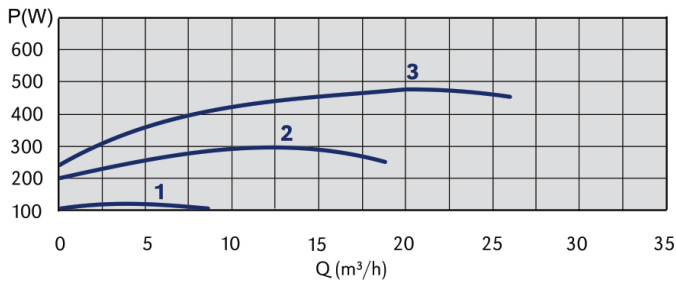
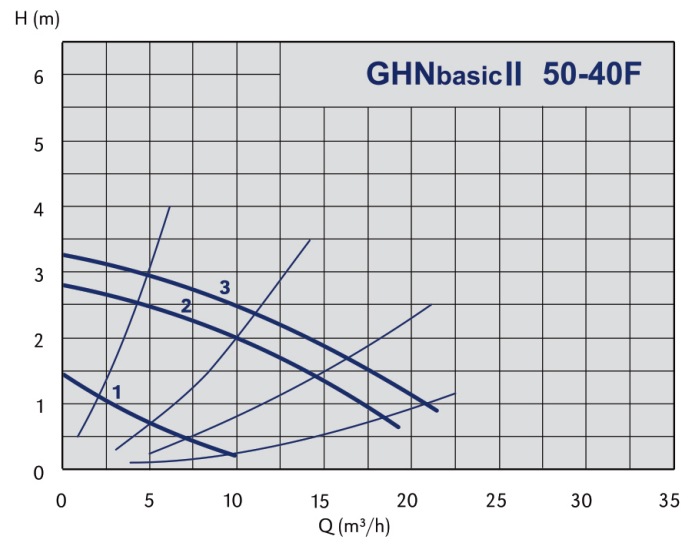
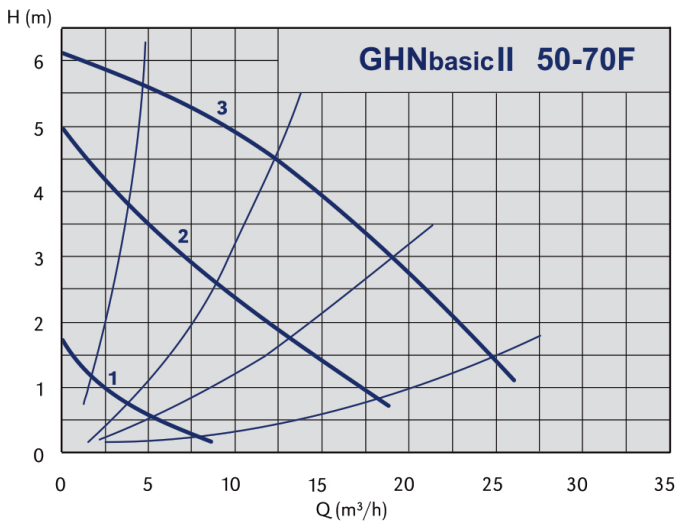


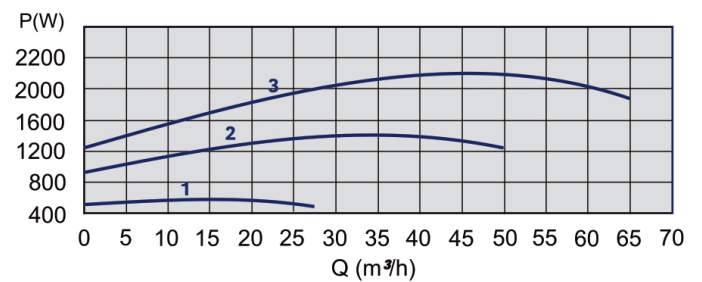
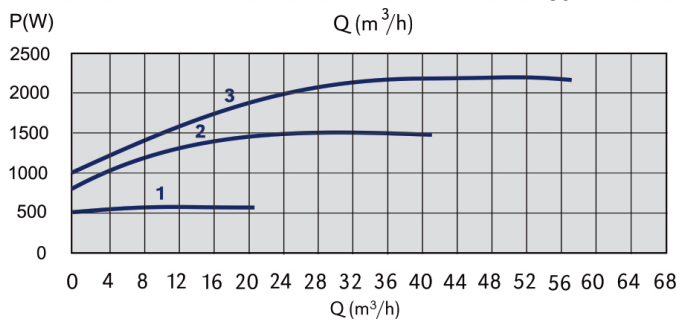
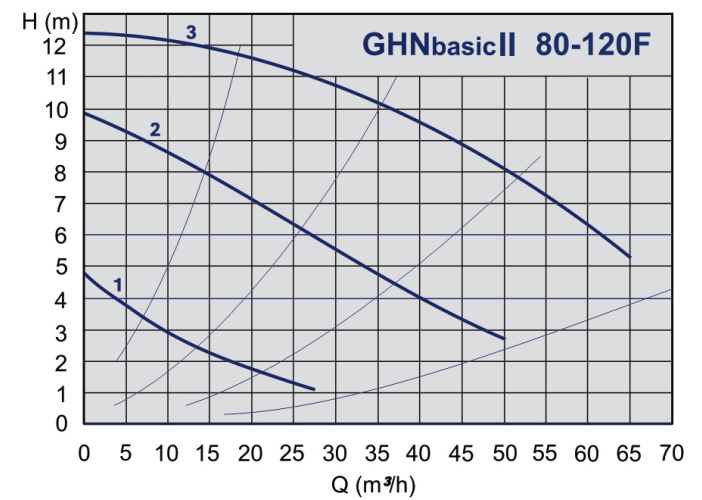
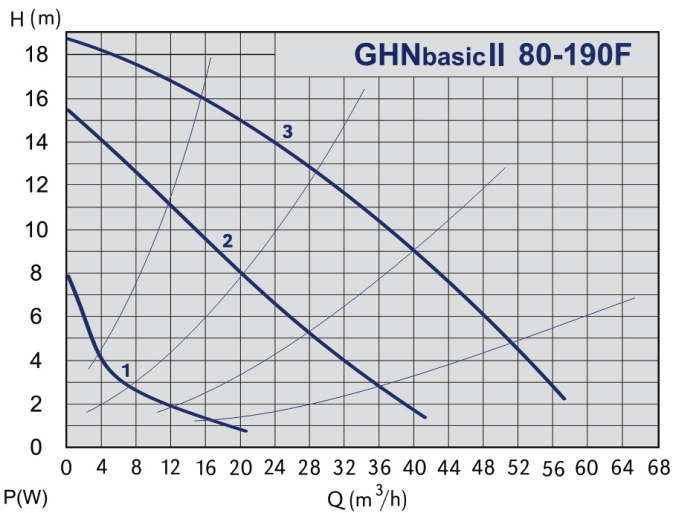
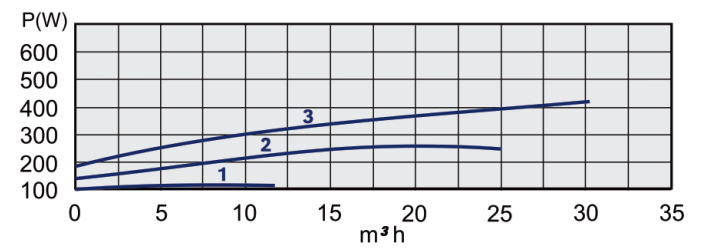
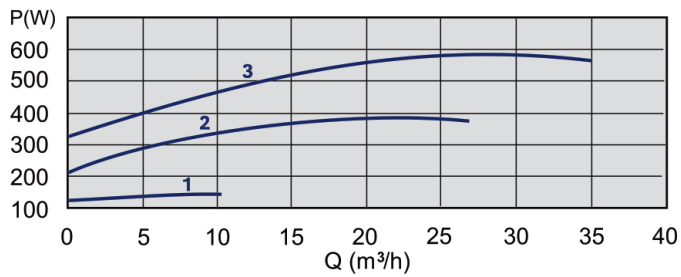
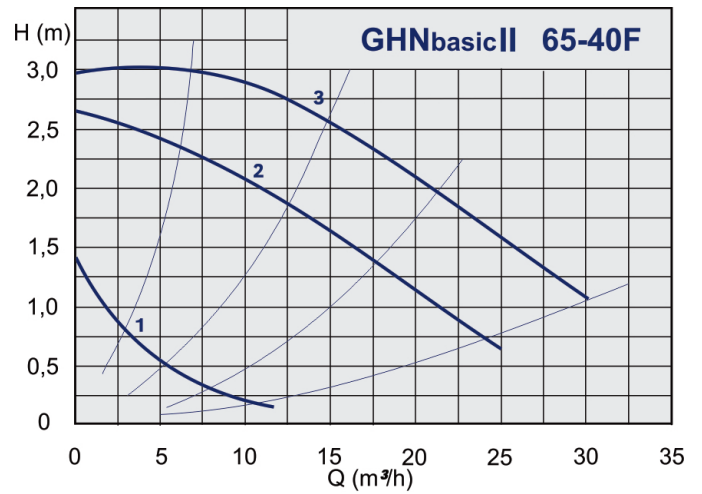
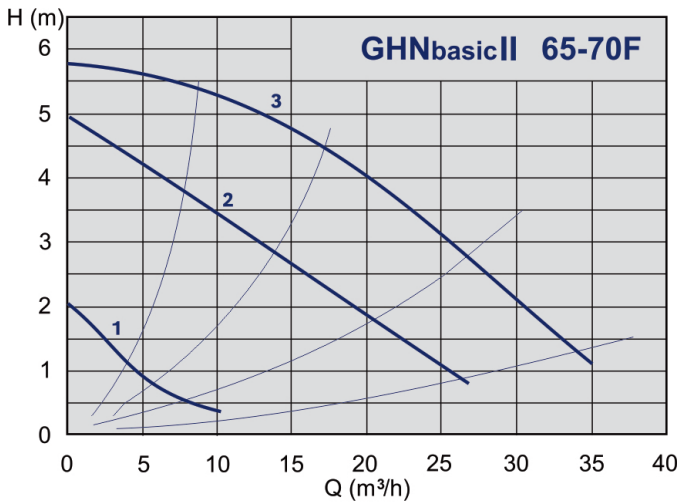
Technical data & performance curves - GHNbasic II pumps

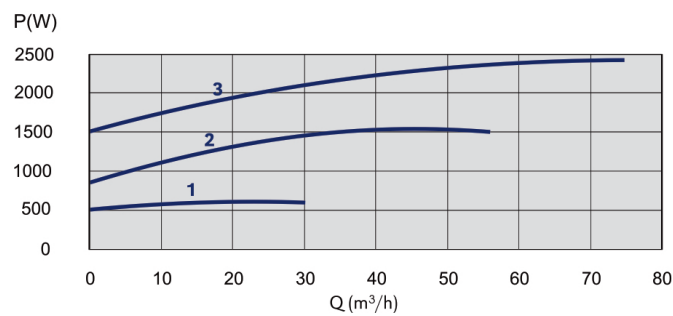
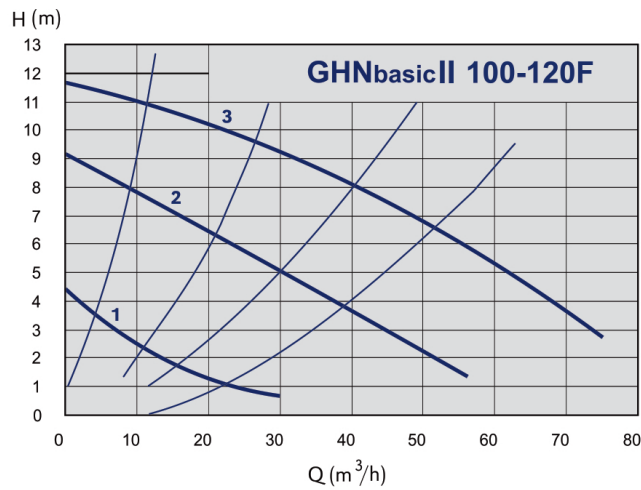
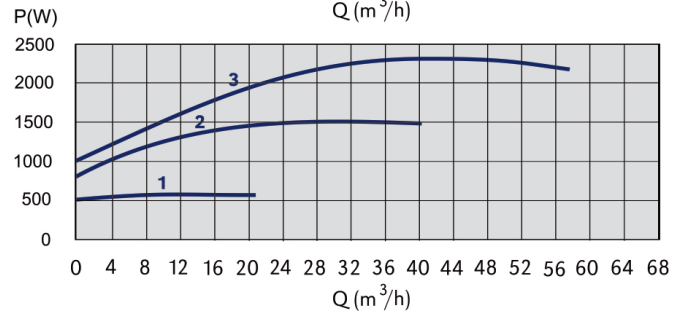
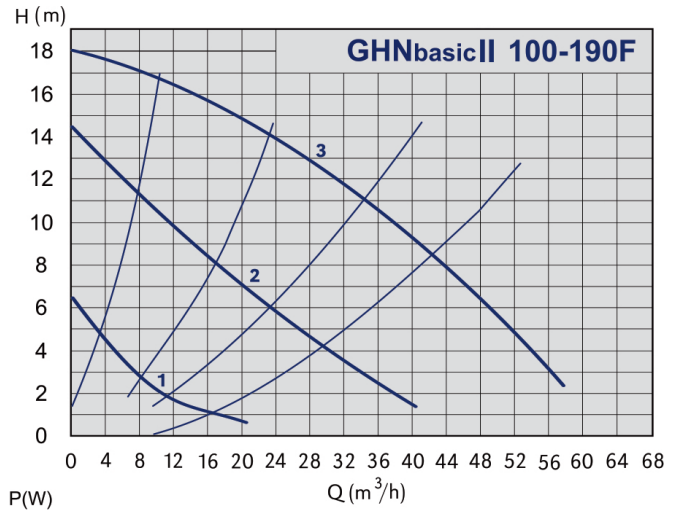
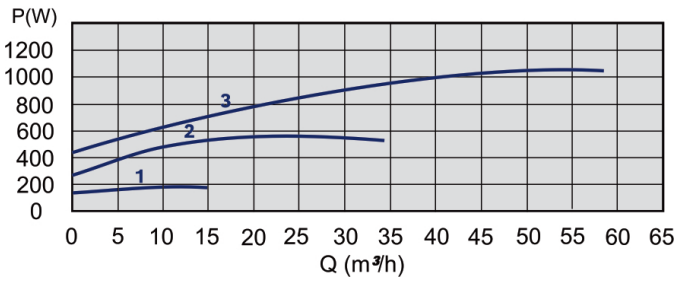
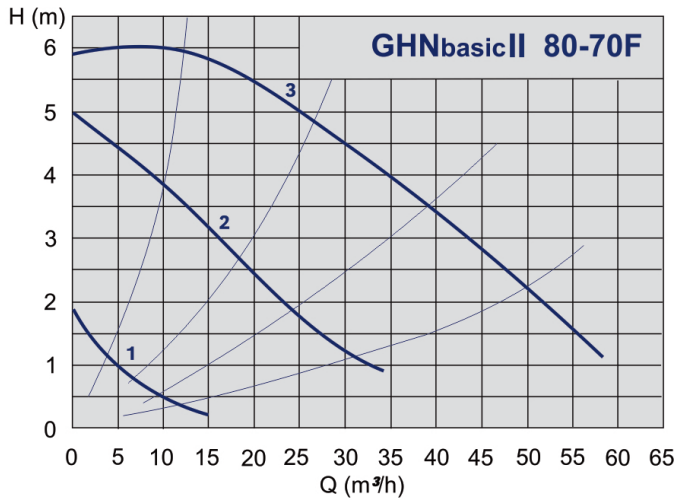
Code	Type	Q	H	PN (bar)	Net weight (kg)
979524575	GHNbasic II 40-190F	27	18	PN 6/10bar	22
979524461	GHNbasic II 40-120F	20	12	PN 6/10bar	17,9
979524462	GHNbasic II 40-70F	13	6	PN 6/10bar	17,7
979524463	GHNbasic II 40-40F	10	3,5	PN 6/10bar	17,4
979524576	GHNbasic II 50-190F	37	19,5	PN 6/10bar	23,3
979524464	GHNbasic II 50-120F	30	12	PN 6/10bar	24,6
979524465	GHNbasic II 50-70F	25	6	PN 6/10bar	24,3
979524466	GHNbasic II 50-40F	20	3,5	PN 6/10bar	24
979524577	GHNbasic II 65-190F	57	18,5	PN 6/10bar	31,4
979524467	GHNbasic II 65-120F	50	12	PN 6/10bar	30,8
979524468	GHNbasic II 65-70F	35	6	PN 6/10bar	28,6
979524469	GHNbasic II 65-40F	33	3,5	PN 6/10bar	28,6
979524578	GHNbasic II 80-190F PN6	57	18,5	PN 6bar	37
979524580	GHNbasic II 80-190F PN10	57	18,5	PN 10bar	37
979524470	GHNbasic II 80-120F PN6	70	12	PN 6bar	34,2
979524472	GHNbasic II 80-120F PN10	70	12	PN 10bar	34,4
979524471	GHNbasic II 80-70F PN6	60	6	PN 6bar	33,4
979524473	GHNbasic II 80-70F PN10	60	6	PN 10bar	32,8
979524579	GHNbasic II 100-190F PN6	57	18,5	PN 6bar	37
979524581	GHNbasic II 100-190F PN10	57	18,5	PN 10bar	37
979524474	GHNbasic II 100-120F PN6	75	11,5	PN 6bar	38,3
979524475	GHNbasic II 100-120F PN10	75	11,5	PN 10bar	37,5





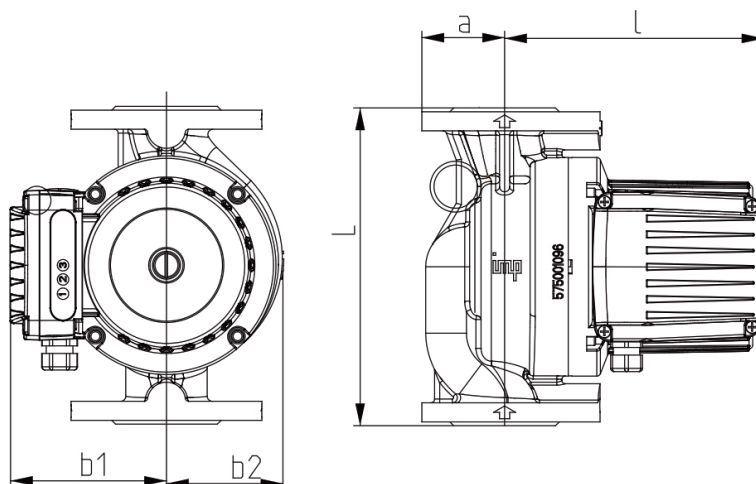






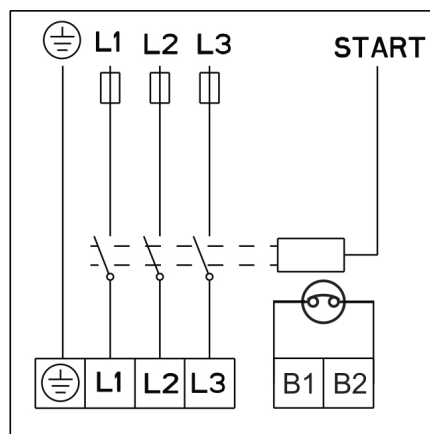
Dimensions - GHNbasic II pumps

Code	Type	Fitting length (mm)	Connection size DN	a	l	b1	b2
979524575	GHNbasic II 40-190F	250	40	65	240	130	92,0
979524461	GHNbasic II 40-120F	250	40	65	198	125	92,0
979524462	GHNbasic II 40-70F	250	40	65	198	125	92,0
979524463	GHNbasic II 40-40F	250	40	65	198	125	92,0
979524576	GHNbasic II 50-190F	280	50	70	250	130	113,0
979524464	GHNbasic II 50-120F	280	50	70	250	130	113,0
979524465	GHNbasic II 50-70F	280	50	70	250	130	113,0
979524466	GHNbasic II 50-40F	280	50	70	250	130	113,0
979524577	GHNbasic II 65-190F	340	65	80	252	130	123,0
979524467	GHNbasic II 65-120F	340	65	80	252	130	123,0
979524468	GHNbasic II 65-70F	340	65	80	252	130	123,0
979524469	GHNbasic II 65-40F	340	65	80	252	130	123,0
979524578	GHNbasic II 80-190F PN6	360	80	100	257	130	130,0
979524580	GHNbasic II 80-190F PN10	360	80	100	257	130	130,0
979524470	GHNbasic II 80-120F PN6	360	80	100	257	130	129,5
979524472	GHNbasic II 80-120F PN10	360	80	100	257	130	129,5
979524471	GHNbasic II 80-70F PN6	360	80	100	257	130	129,5
979524473	GHNbasic II 80-70F PN10	360	80	100	257	130	129,5
979524579	GHNbasic II 100-190F PN6	360	100	110	257	130	130,0
979524581	GHNbasic II 100-190F PN10	360	100	110	257	130	130,0
979524474	GHNbasic II 100-120F PN6	360	100	110	257	130	130,0
979524475	GHNbasic II 100-120F PN10	360	100	110	257	130	130,0

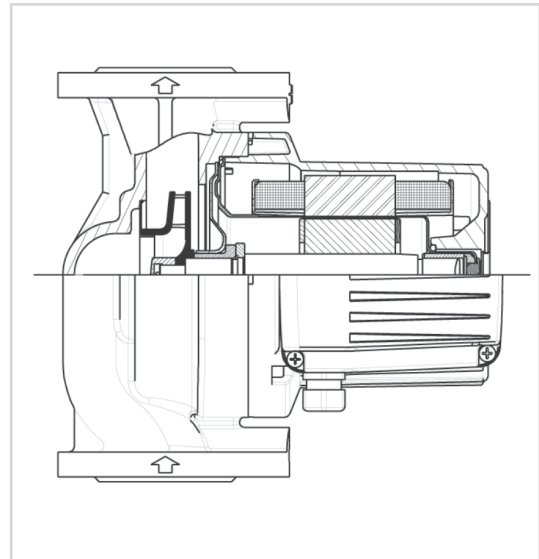


Electrical & pressure data - GHNbasic II pumps

Code	Type	Pmax (W)	Speed range (min-1)	FLC I In (A)	insulating class	min. working pressure 50°C	min. working pressure 80°C	min. working pressure 110°C
979524575	GHNbasic II 40-190F	1260		0,61 - 2,24	200	0,05	0,8	1,4
979524461	GHNbasic II 40-120F	573	1250 - 2820	0,38 - 1,46	200	0,05	0,8	1,4
979524462	GHNbasic II 40-70F	317	1440 - 2790	0,23 - 0,74	200	0,05	0,8	1,4
979524463	GHNbasic II 40-40F	209	660 - 1440	0,12 - 0,70	200	0,05	0,8	1,4
979524576	GHNbasic II 50-190F	1596		0,89 - 2,90	200	0,3	1	1,6
979524464	GHNbasic II 50-120F	1058	1270 - 2800	0,59 - 2,02	200	0,3	1	1,6
979524465	GHNbasic II 50-70F	465	560 - 1400	0,22 - 1,13	200	0,3	1	1,6
979524466	GHNbasic II 50-40F	282	620 - 1450	0,21 - 0,97	200	0,3	1	1,6
979524577	GHNbasic II 65-190F	2346		1,05 - 4,00	200	0,3	1	1,6
979524467	GHNbasic II 65-120F	1522	1250 - 2810	0,89 - 2,83	200	0,3	1	1,6
979524468	GHNbasic II 65-70F	578	450 - 1370	0,31 - 1,50	200	0,3	1	1,6
979524469	GHNbasic II 65-40F	365	600 - 1430	0,21 - 1,05	200	0,3	1	1,6
979524578	GHNbasic II 80-190F PN6	2272		1,08 - 3,90	200	0,3	1	1,6
979524580	GHNbasic II 80-190F PN10	2272		1,08 - 3,90	200	0,3	1	1,6
979524470	GHNbasic II 80-120F PN6	2263	1200 - 2800	1,16 - 3,90	200	0,3	1	1,6
979524472	GHNbasic II 80-120F PN10	2263	1200 - 2800	1,16 - 3,90	200	0,3	1	1,6
979524471	GHNbasic II 80-70F PN6	1002	600 - 1350	0,43 - 2,20	200	0,3	1	1,6
979524473	GHNbasic II 80-70F PN10	1002	600 - 1350	0,43 - 2,20	200	0,3	1	1,6
979524579	GHNbasic II 100-190F PN6	2287		1,07 - 3,90	200	0,3	1	1,6
979524581	GHNbasic II 100-190F PN10	2287		1,07 - 3,90	200	0,3	1	1,6
979524474	GHNbasic II 100-120F PN6	2324	1200 - 2800	1,16 - 4,00	200	0,3	1	1,6
979524475	GHNbasic II 100-120F PN10	2324	1200 - 2800	1,16 - 4,00	200	0,3	1	1,6



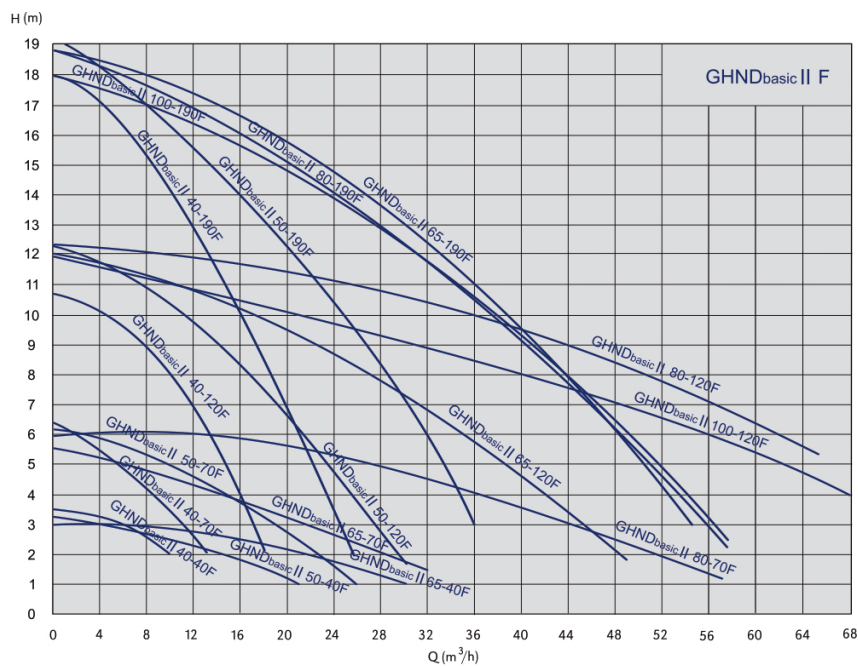
GHNDbasic II pumps



Material	
Hydraulic casing	cast iron cataphoresis
Impeller	stainless steel - AISI 316
Shaft	stainless steel - AISI 316
Bearings	graphite
Rotor can	stainless steel - AISI 316

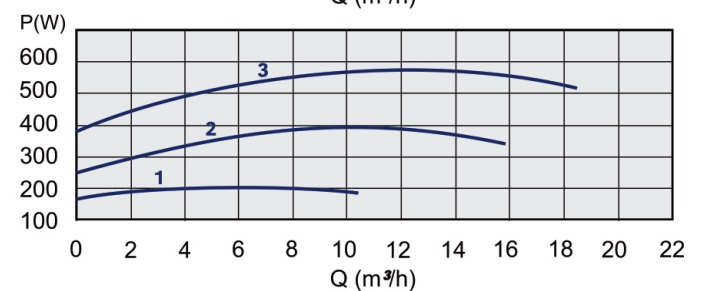
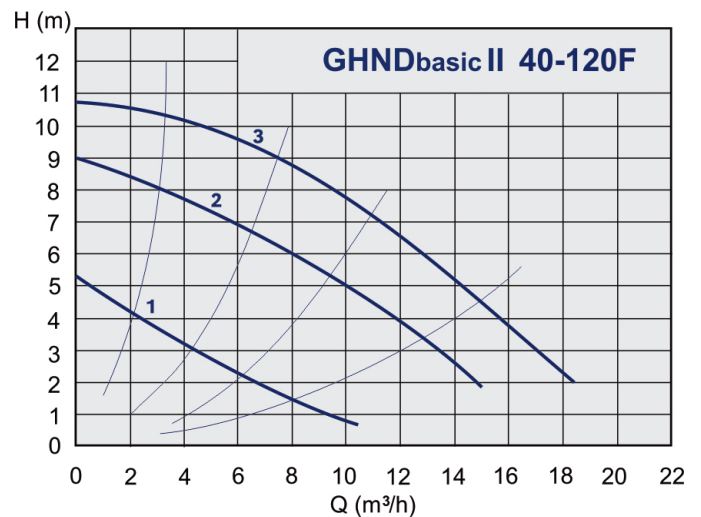
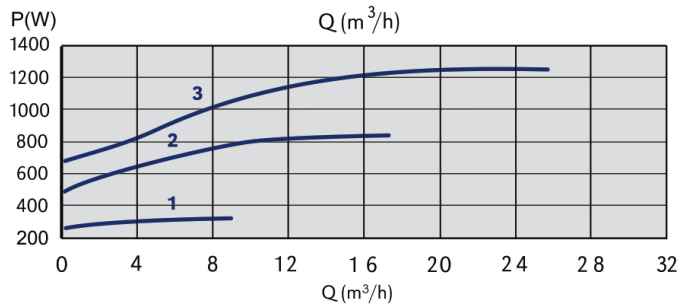
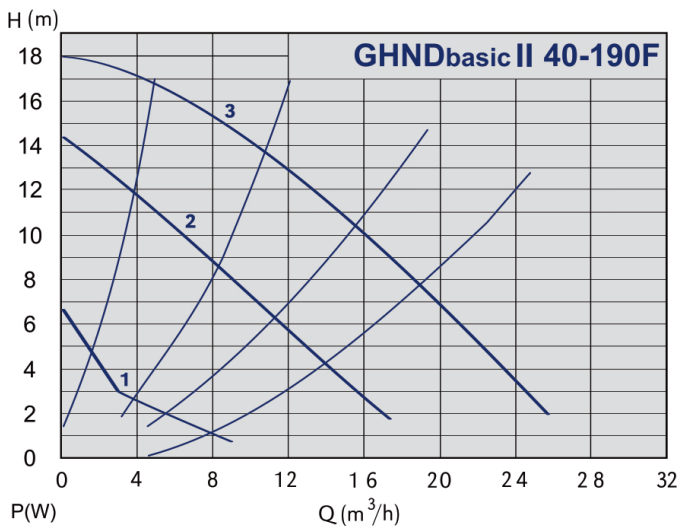
Technical specification	
Q	18 - 120 m ³ /h
H	3,5 - 19,5 m
P	PN 6/10; PN6; PN10
DN	40/50/65/80
Pipe connection	250/280/340/360 mm
Installation	flange
Insulation class	200
Degree of protection	IP 43
Voltage	3 - 400V

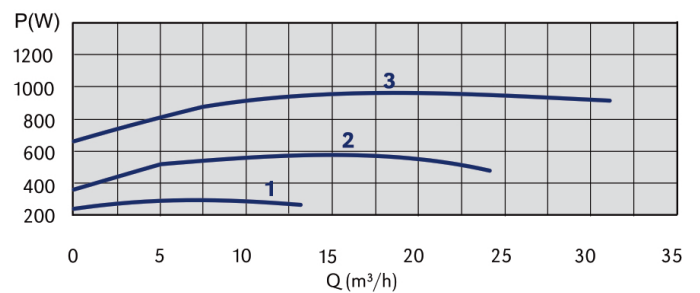
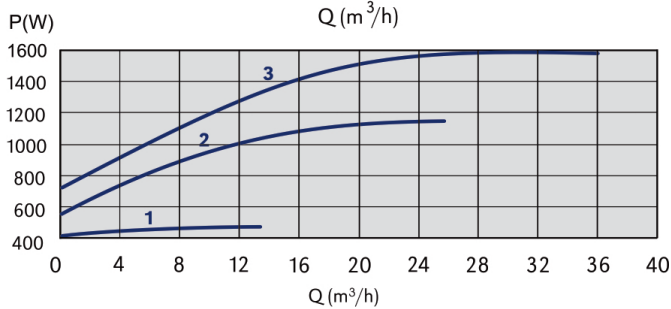
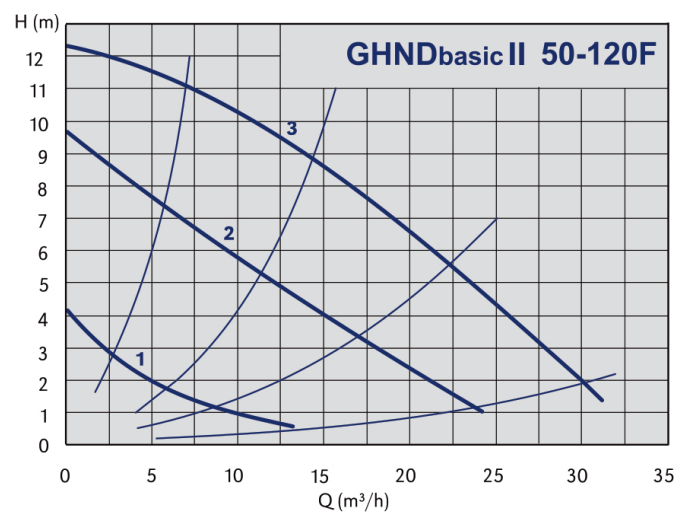
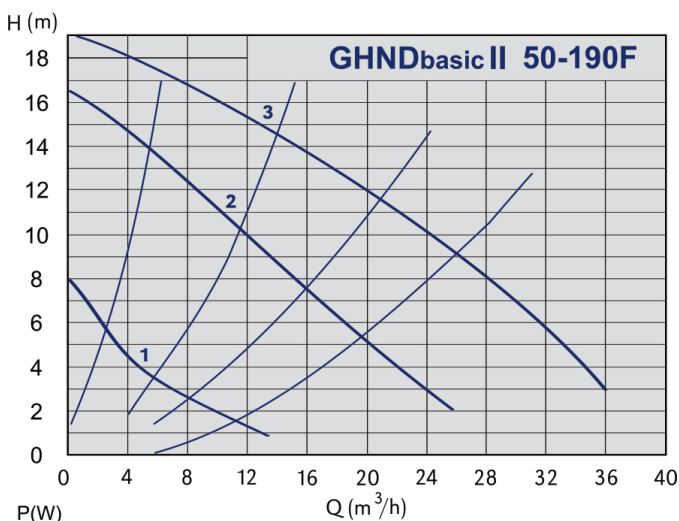
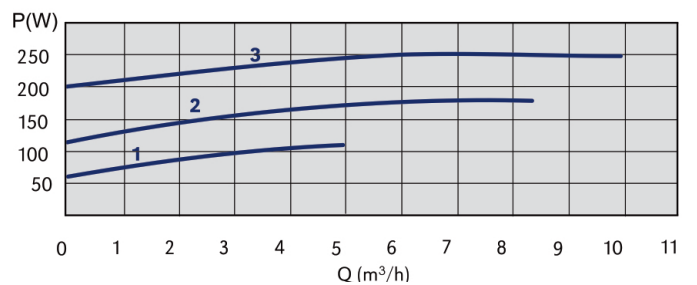
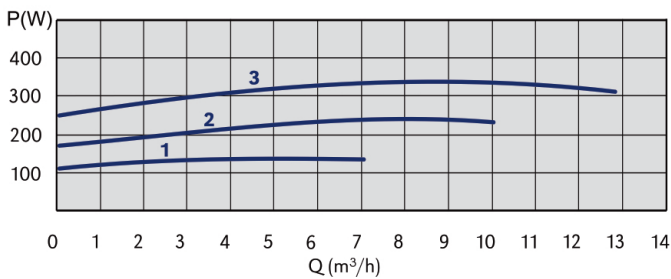
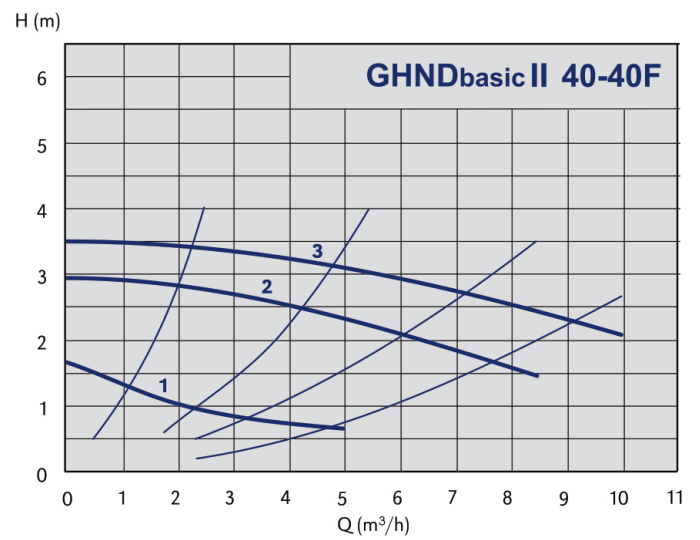
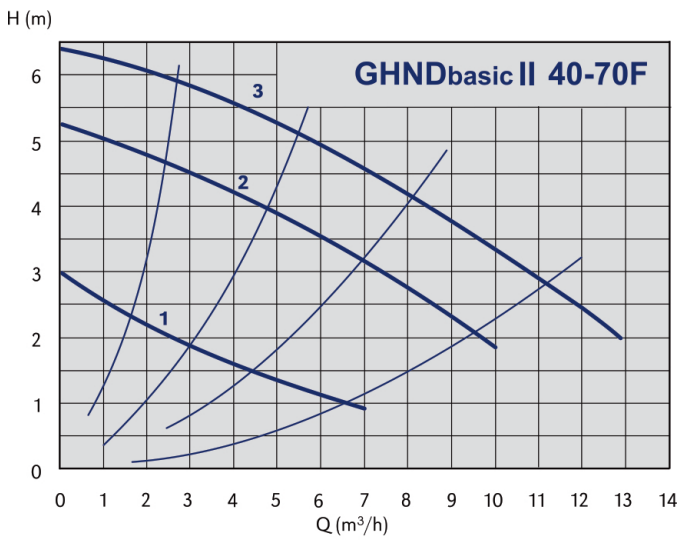
Performance range

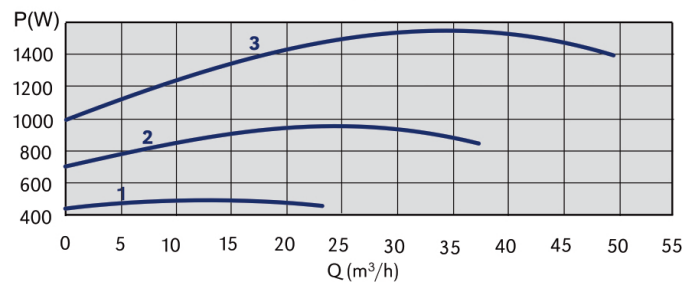
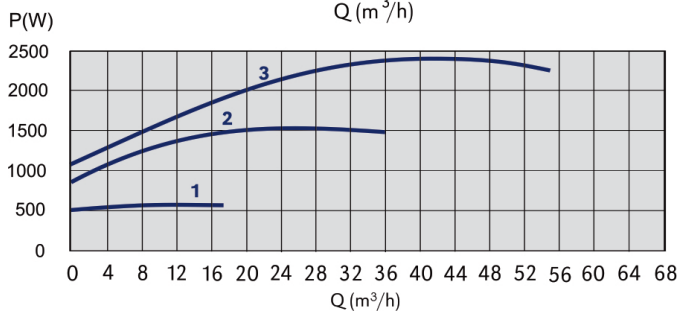
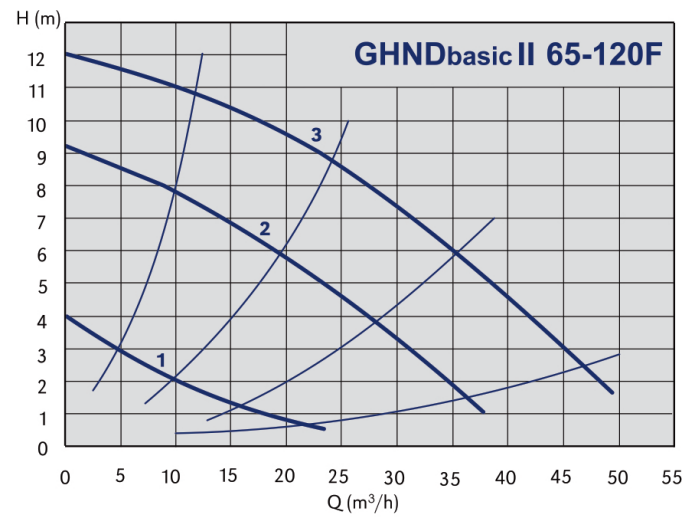
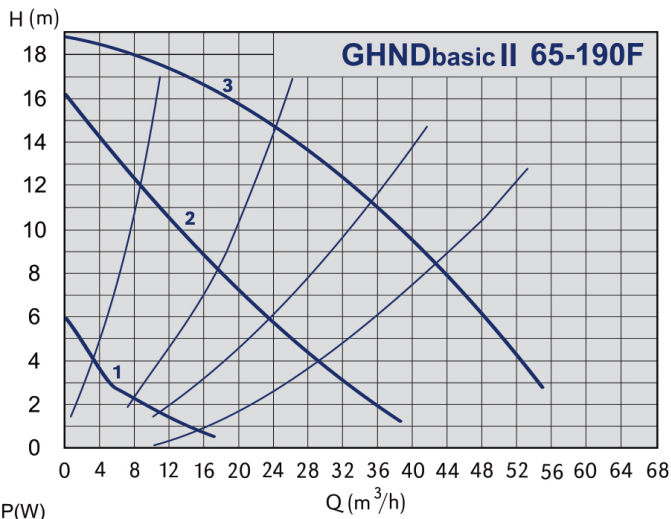
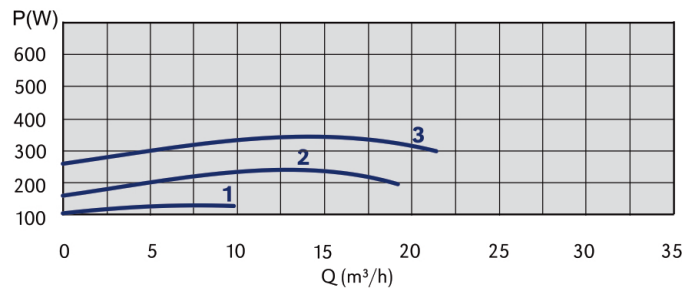
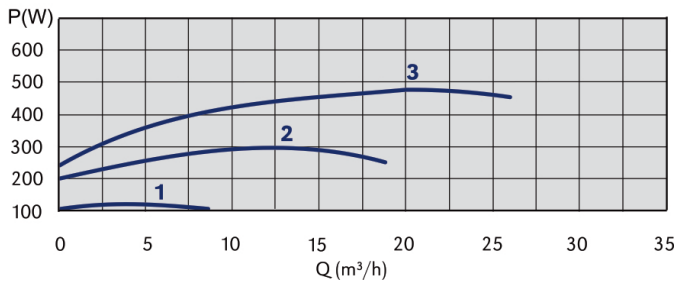
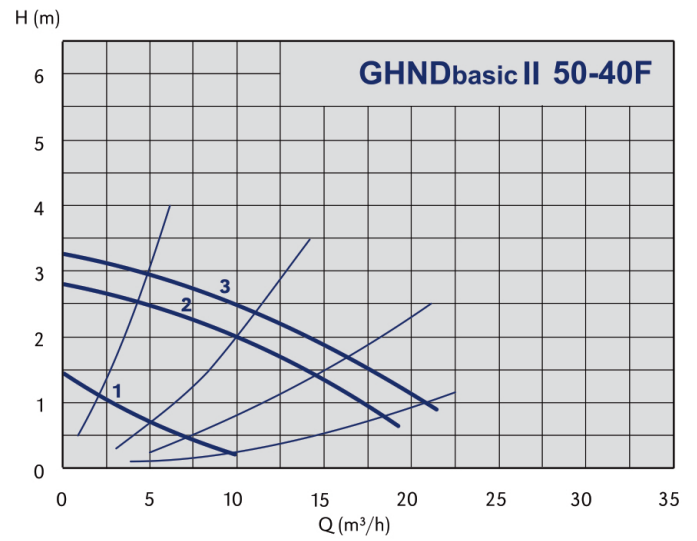
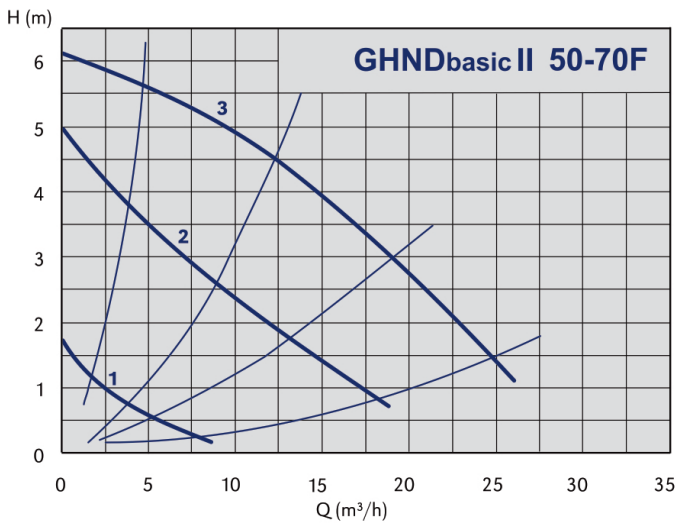


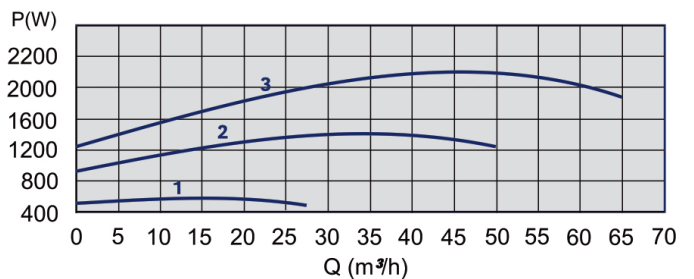
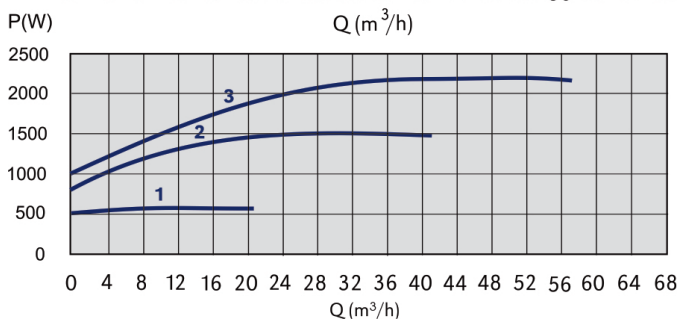
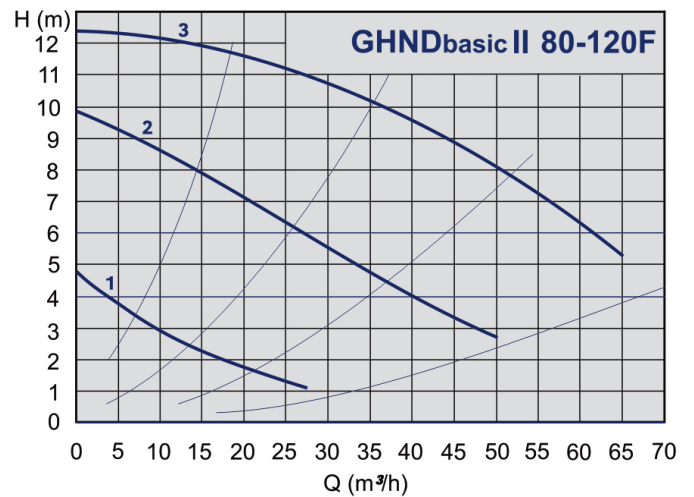
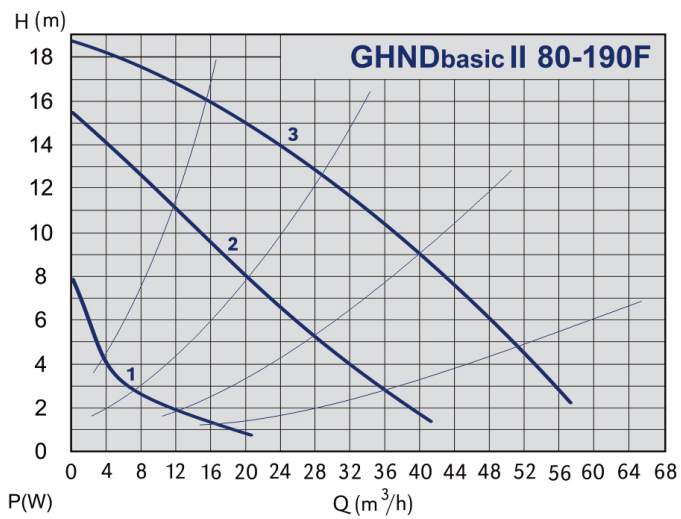
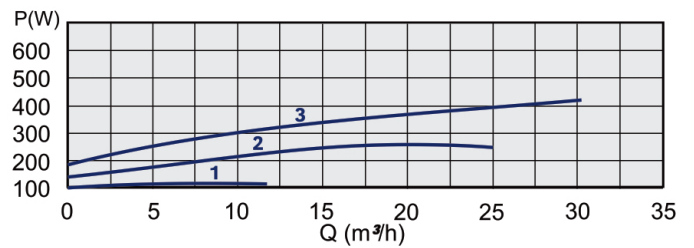
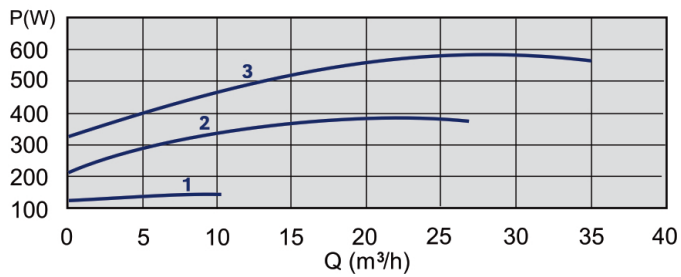
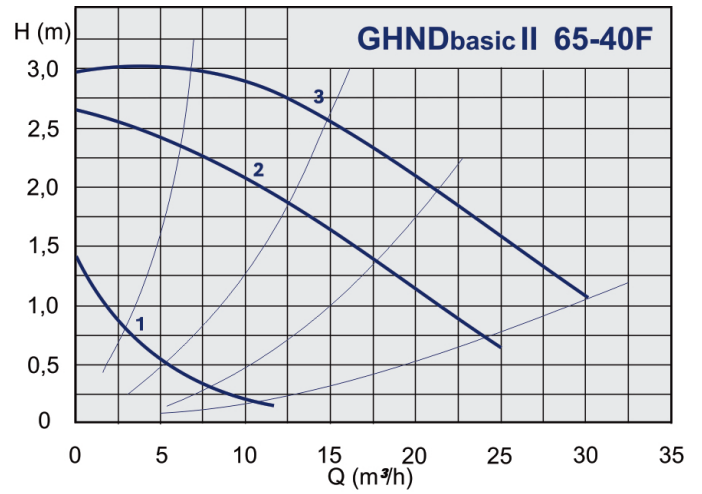
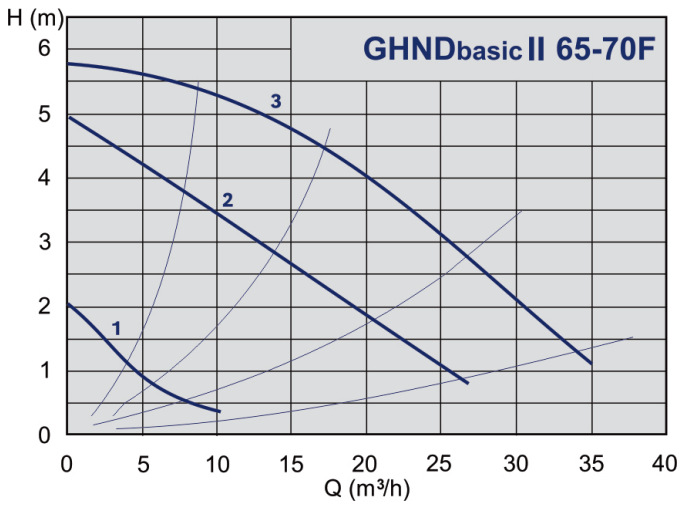
Technical data & performance curves - GHNDbasic II pumps

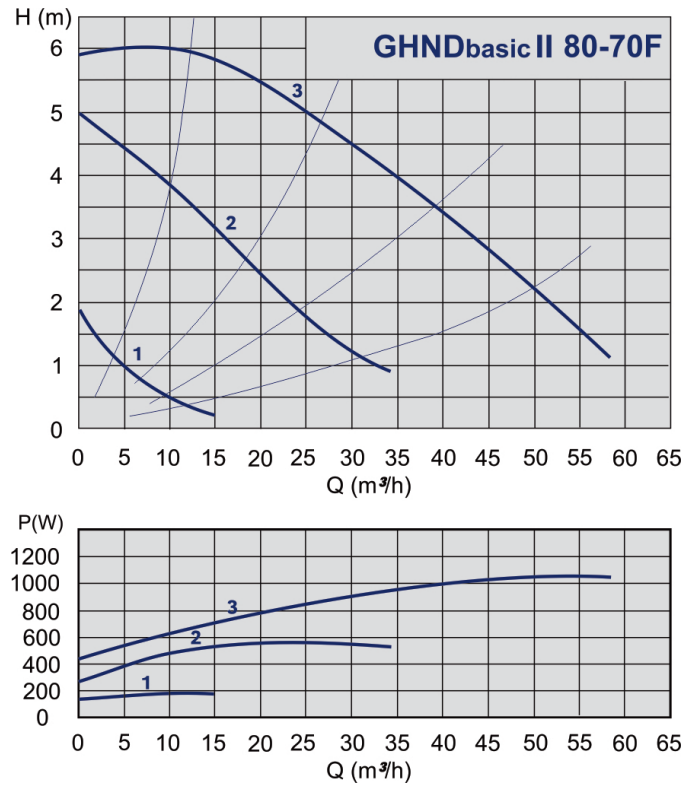
Code	Type	Q	H	PN (bar)	Net weight (kg)
979524610	GHNDbasic II 40-190F	27	18	PN 6/10bar	40,3
979524502	GHNDbasic II 40-120F	34	12	PN 6/10bar	40,3
979524503	GHNDbasic II 40-70F	22	6	PN 6/10bar	30,7
979524504	GHNDbasic II 40-40F	18	3,5	PN 6/10bar	31,1
979524611	GHNDbasic II 50-190F	37	19,5	PN 6/10bar	48,1
979524508	GHNDbasic II 50-120F	55	12	PN 6/10bar	44,1
979524509	GHNDbasic II 50-70F	45	6	PN 6/10bar	43,8
979524510	GHNDbasic II 50-40F	38	3,5	PN 6/10bar	43,2
979524612	GHNDbasic II 65-190F	57	18,5	PN 6/10bar	55,5
979524511	GHNDbasic II 65-120F	85	12	PN 6/10bar	56,2
979524512	GHNDbasic II 65-70F	60	6	PN 6/10bar	55,8
979524513	GHNDbasic II 65-40F	55	3,5	PN 6/10bar	55,8
979524613	GHNDbasic II 80-190F PN6	57	18,5	PN 6bar	58,5
979524614	GHNDbasic II 80-190F PN10	57	18,5	PN 10bar	60,1
979524514	GHNDbasic II 80-120F PN6	120	12	PN 6bar	59,4
979524515	GHNDbasic II 80-120F PN10	120	12	PN 10bar	59,5
979524596	GHNDbasic II 80-70F PN6	95	6	PN 6bar	57,9
979524516	GHNDbasic II 80-70F PN10	95	6	PN 10bar	57,8





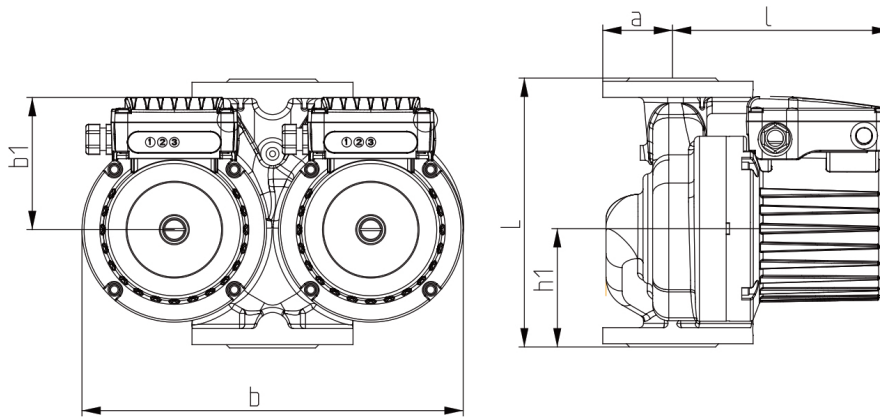






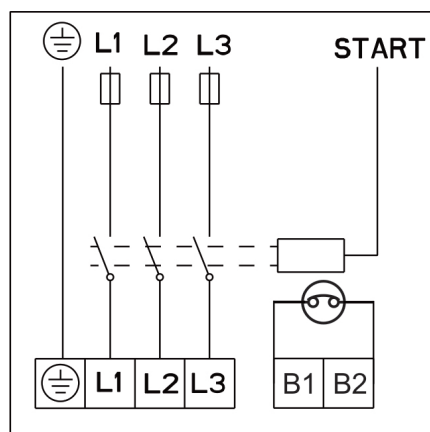
Dimensions - GHNDbasic II pumps

Code	Type	Fitting length (mm)	Connection size DN	a	l	b1	b	h1
979524610	GHNDbasic II 40-190F	250	40	62	240	130	346	110
979524502	GHNDbasic II 40-120F	250	40	62	198	125	346	110
979524503	GHNDbasic II 40-70F	250	40	62	198	125	346	110
979524504	GHNDbasic II 40-40F	250	40	62	198	125	346	110
979524611	GHNDbasic II 50-190F	280	50	70	250	130	400	121
979524508	GHNDbasic II 50-120F	280	50	70	250	130	400	121
979524509	GHNDbasic II 50-70F	280	50	70	250	130	400	121
979524510	GHNDbasic II 50-40F	280	50	70	250	130	400	121
979524612	GHNDbasic II 65-190F	340	65	80	252	130	450	141
979524511	GHNDbasic II 65-120F	340	65	80	252	130	450	141
979524512	GHNDbasic II 65-70F	340	65	80	252	130	450	141
979524513	GHNDbasic II 65-40F	340	65	80	252	130	450	141
979524613	GHNDbasic II 80-190F PN6	360	80	100	257	130	470	146
979524614	GHNDbasic II 80-190F PN10	360	80	100	257	130	470	146
979524514	GHNDbasic II 80-120F PN6	360	80	100	257	130	470	146
979524515	GHNDbasic II 80-120F PN10	360	80	100	257	130	470	146
979524596	GHNDbasic II 80-70F PN6	360	80	100	257	130	470	146
979524516	GHNDbasic II 80-70F PN10	360	80	100	257	130	470	146

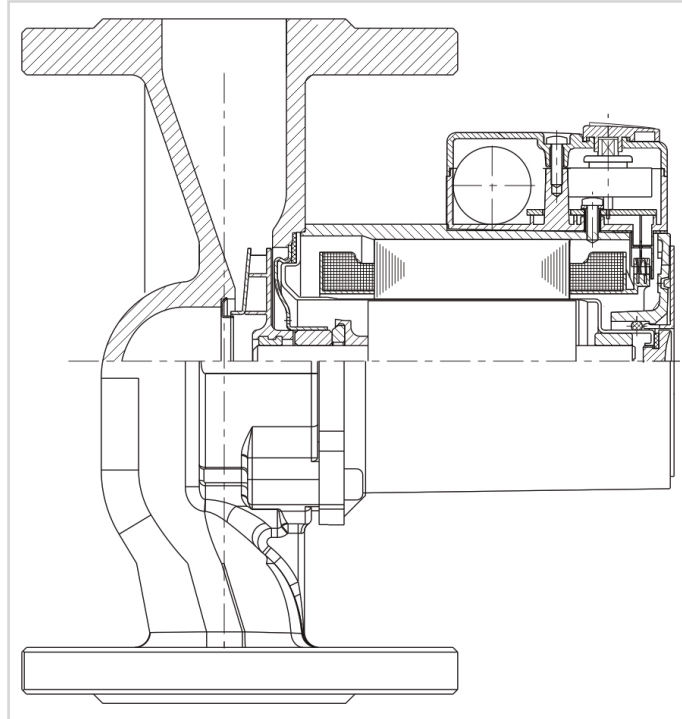


Electrical & pressure data - GHNDbasic II pumps

Code	Type	Pmax (W)	Speed range (min-1)	FLC I In (A)	insulating class	min. working pressure 50°C	min. working pressure 80°C	min. working pressure 110°C
979524610	GHNDbasic II 40-190F	1260		0,61 - 2,24	200	0,05	0,8	1,4
979524502	GHNDbasic II 40-120F	573	1250 - 2820	0,38 - 1,46	200	0,05	0,8	1,4
979524503	GHNDbasic II 40-70F	317	1440 - 2790	0,23 - 0,74	200	0,05	0,8	1,4
979524504	GHNDbasic II 40-40F	209	660 - 1440	0,12 - 0,70	200	0,05	0,8	1,4
979524611	GHNDbasic II 50-190F	1596		0,89 - 2,90	200	0,3	1	1,6
979524508	GHNDbasic II 50-120F	1058	1270 - 2800	0,59 - 2,02	200	0,3	1	1,6
979524509	GHNDbasic II 50-70F	465	560 - 1400	0,22 - 1,13	200	0,3	1	1,6
979524510	GHNDbasic II 50-40F	282	620 - 1450	0,21 - 0,97	200	0,3	1	1,6
979524612	GHNDbasic II 65-190F	2346		1,05 - 4,00	200	0,3	1	1,6
979524511	GHNDbasic II 65-120F	1522	1250 - 2810	0,89 - 2,83	200	0,3	1	1,6
979524512	GHNDbasic II 65-70F	578	450 - 1370	0,31 - 1,50	200	0,3	1	1,6
979524513	GHNDbasic II 65-40F	365	600 - 1430	0,21 - 1,05	200	0,3	1	1,6
979524613	GHNDbasic II 80-190F PN6	2272		1,08 - 3,90	200	0,3	1	1,6
979524614	GHNDbasic II 80-190F PN10	2272		1,08 - 3,90	200	0,3	1	1,6
979524514	GHNDbasic II 80-120F PN6	2263	1200 - 2800	1,16 - 3,90	200	0,3	1	1,6
979524515	GHNDbasic II 80-120F PN10	2263	1200 - 2800	1,16 - 3,90	200	0,3	1	1,6
979524596	GHNDbasic II 80-70F PN6	1002	600 - 1350	0,43 - 2,20	200	0,3	1	1,6
979524516	GHNDbasic II 80-70F PN10	1002	600 - 1350	0,43 - 2,20	200	0,3	1	1,6



GHNM pumps

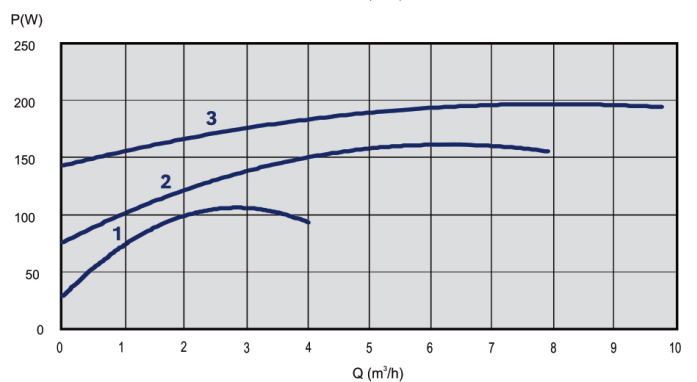
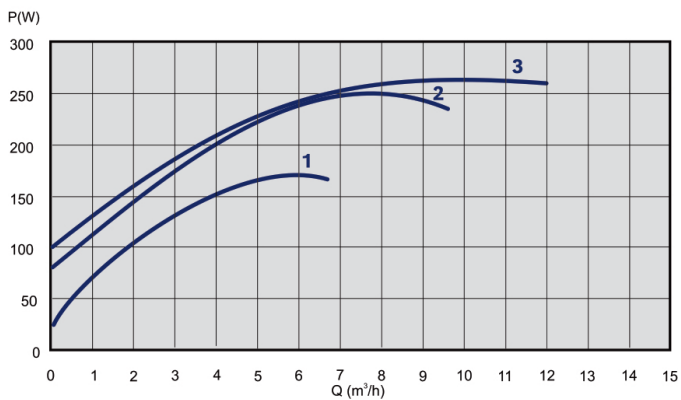
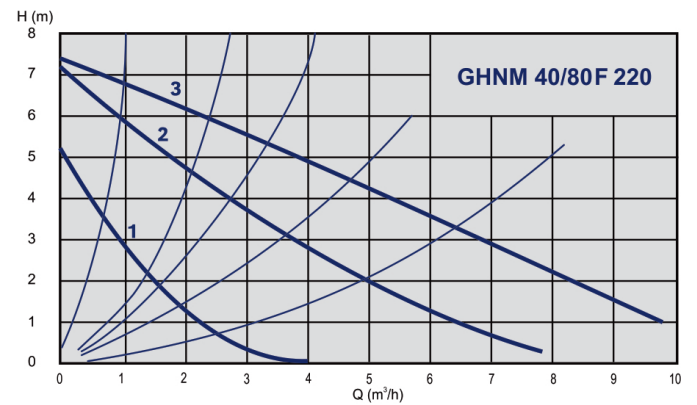
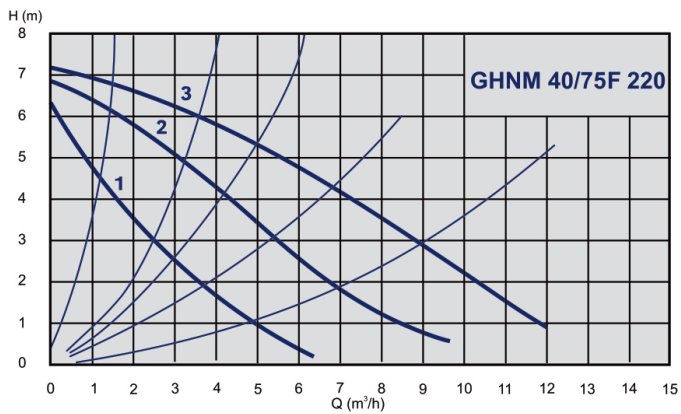


Material	
Hydraulic casing	cast iron cataphoresis
Impeller	stainless steel - AISI 316
Shaft	stainless steel - AISI 316
Bearings	graphite
Rotor can	stainless steel - AISI 316

Technical specification	
Q	10,25 - 12 m ³ /h
H	7,1 - 7,4 m
P	PN10
DN	40
Pipe connection	220 mm
Installation	flange
Insulation class	200
Degree of protection	IP 44
Voltage	1- 230V

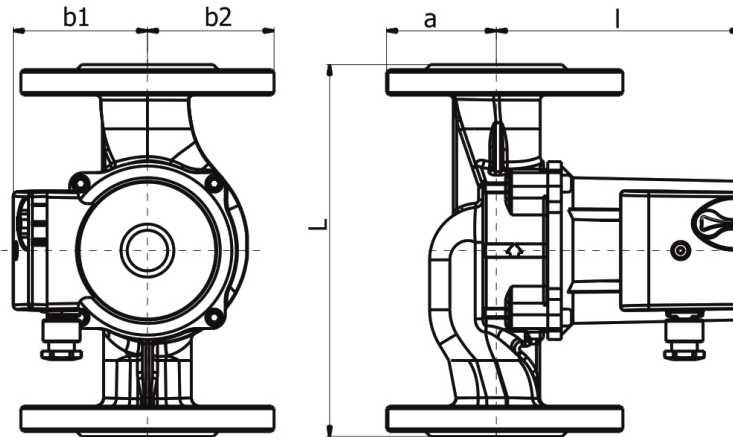
Technical data & performance curves - GHNM pumps

Code	Type	Q	H	PN (bar)	Net weight (kg)
979522753	GHNM 40/75-220F	12	7,1	PN 10bar	9
979522754	GHNM 40/80-220F	10,25	7,4	PN10bar	8,5



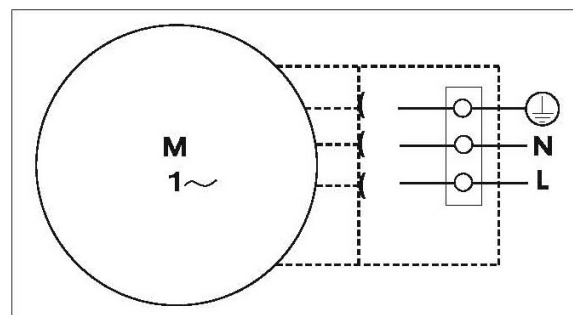
Dimensions - GHNM pumps

Code	Type	Fitting length (mm)	Connection size DN	a	l	b1	b2
979522753	GHNM 40/75-220F	220	40	65	240	130	92,0
979522754	GHNM 40/80-220F	220	40	65	198	125	92,0

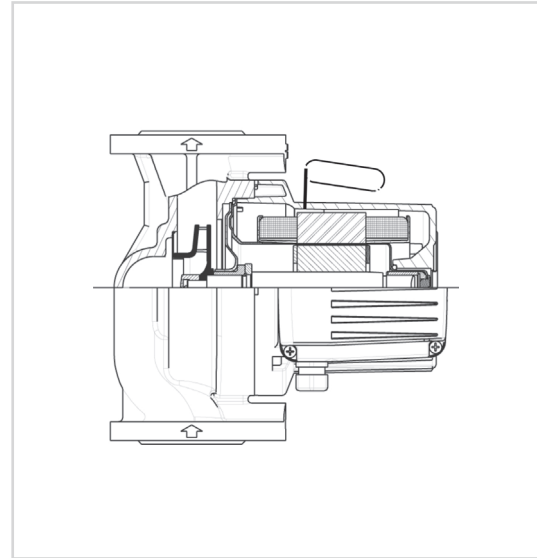


Electrical & pressure data - GHNM pumps

Code	Type	P _{max} (W)	Speed range (min ⁻¹)	FLC I _n (A)	insulating class	min. working pressure 50°C	min. working pressure 80°C	min. working pressure 110°C
979522753	GHNM 40/75-220F	277	1150 - 2450	0,85 - 1,2	200	0,05	0,4	1,2
979522754	GHNM 40/80-220F	210	1150 - 2450	0,49 - 0,95	200	0,05	0,4	1,2



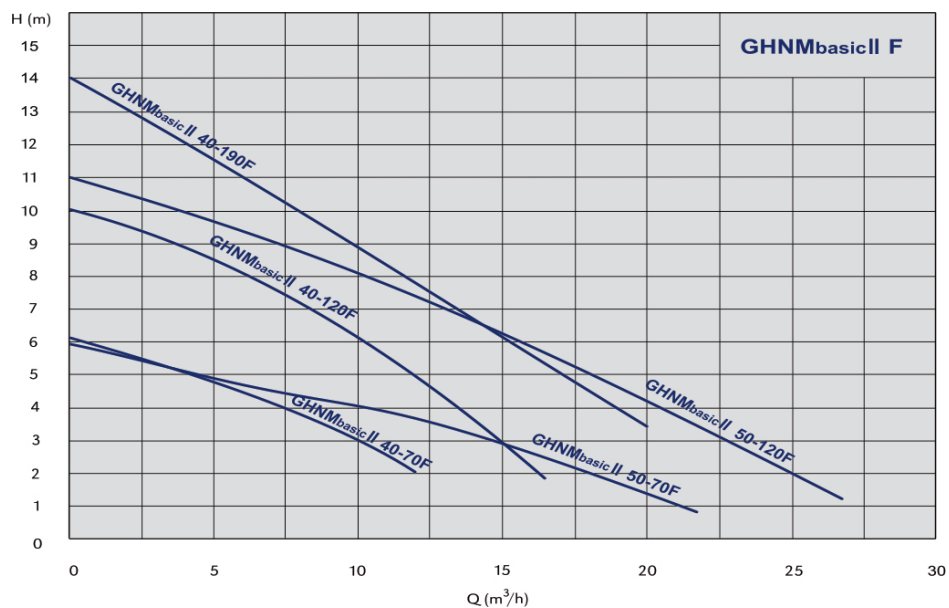
GHNbasic II pumps



Material	
Hydraulic casing	cast iron cataphoresis
Impeller	stainless steel - AISI 316
Shaft	stainless steel - AISI 316
Bearings	graphite
Rotor can	stainless steel - AISI 316

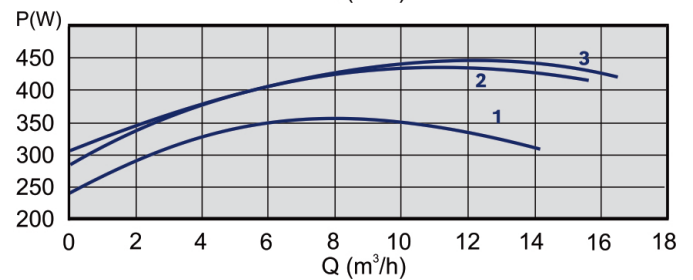
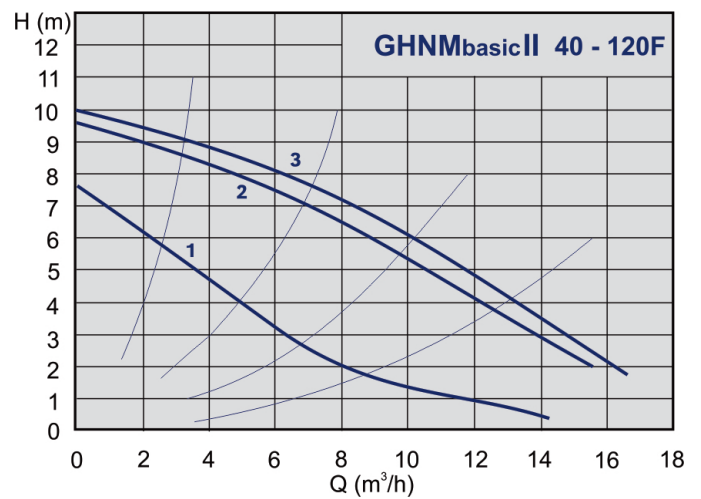
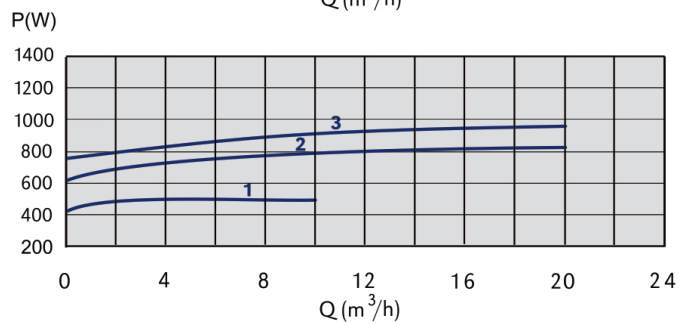
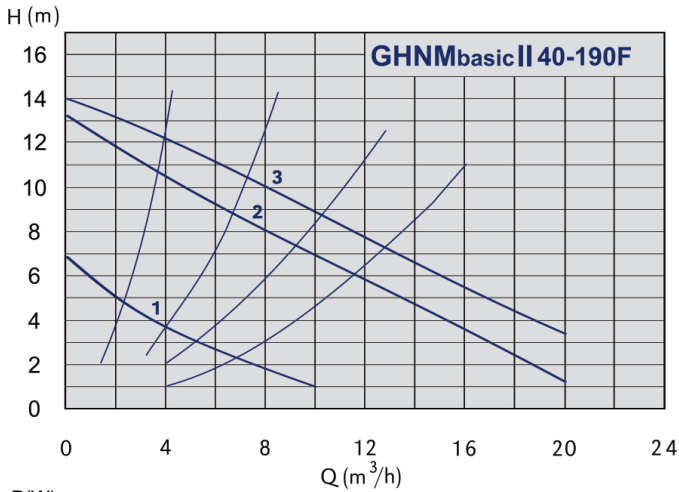
Technical specification	
Q	16,1 - 29,5 m ³ /h
H	5,4 - 14 m
P	PN 6/10 bar
DN	40/50
Pipe connection	250/280 mm
Installation	flange
Insulation class	200
Degree of protection	IP 43/44
Voltage	1 - 230V

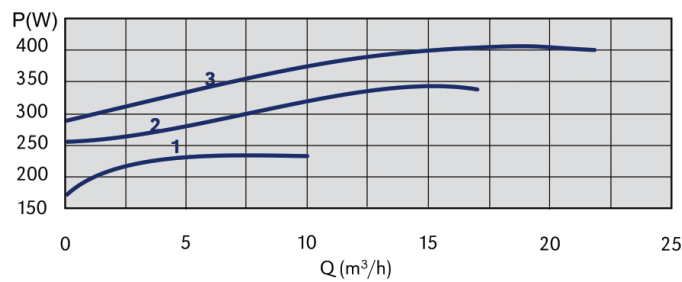
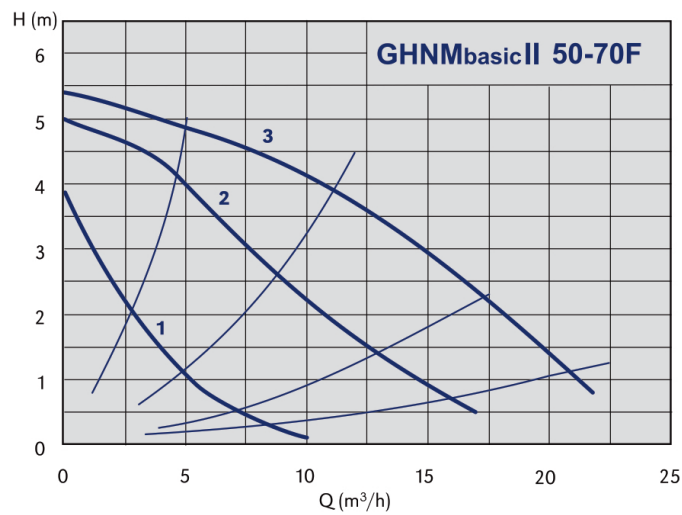
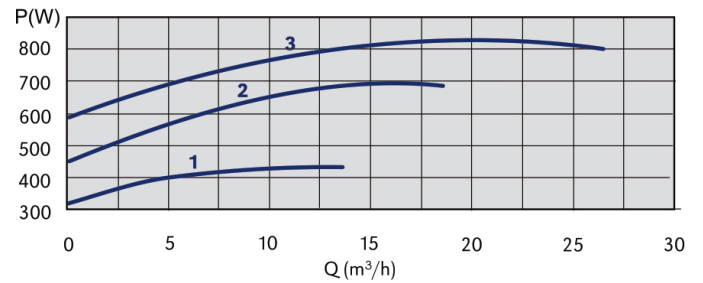
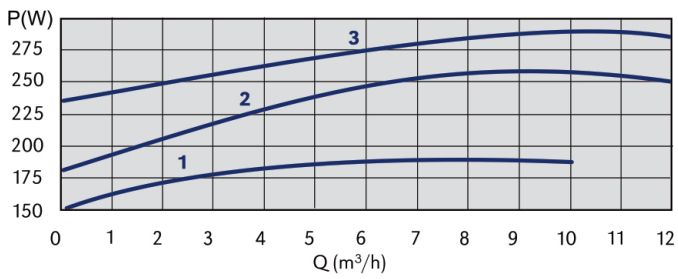
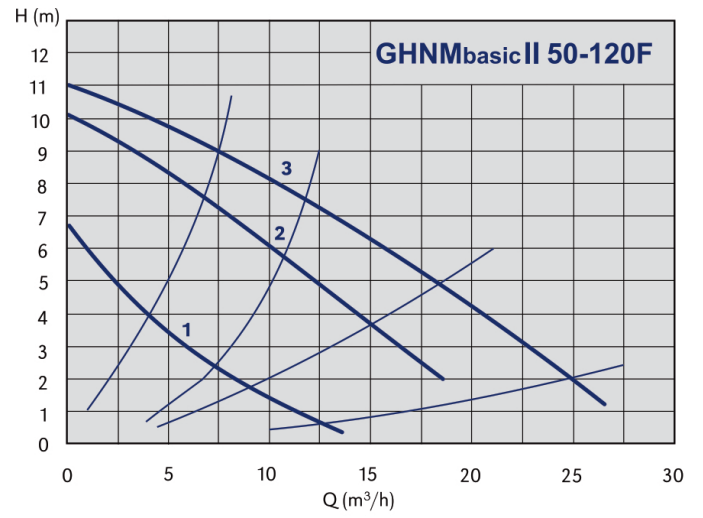
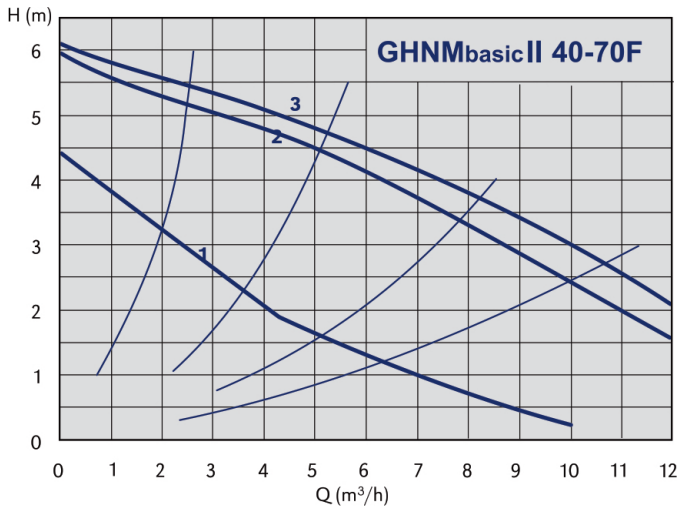
Performance range



Technical data & performance curves - GHNMbasic II pumps

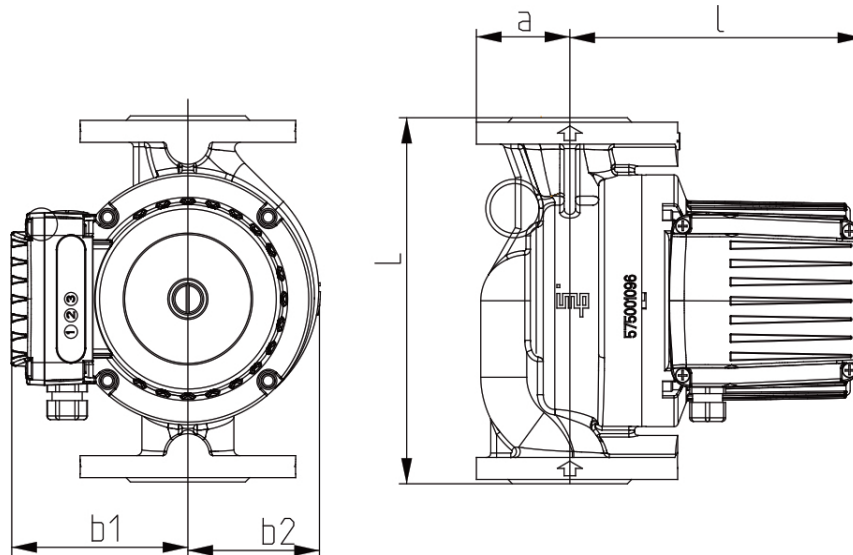
Code	Type	Q	H	PN (bar)	Net weight (kg)
979524609	GHNMbasic II 40-190F	24	14	PN 6/10bar	22,5
979524498	GHNMbasic II 40-120F	19,2	10	PN 6/10bar	19
979524499	GHNMbasic II 40-70F	16,1	6,1	PN 6/10bar	19
979524500	GHNMbasic II 50-120F	29,5	11	PN 6/10bar	24
979524501	GHNMbasic II 50-70F	24,5	5,4	PN 6/10bar	24





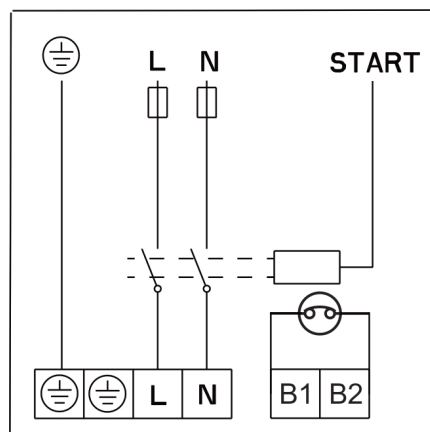
Dimensions - GHNMbasic II pumps

979524609	GHNMbasic II 40-190F	250	40	65	240	130	92,0
979524498	GHNMbasic II 40-120F	250	40	65	198	130	92,0
979524499	GHNMbasic II 40-70F	250	40	65	198	130	92,0
979524500	GHNMbasic II 50-120F	280	50	70	250	130	113,0
979524501	GHNMbasic II 50-70F	280	50	70	250	130	113,0

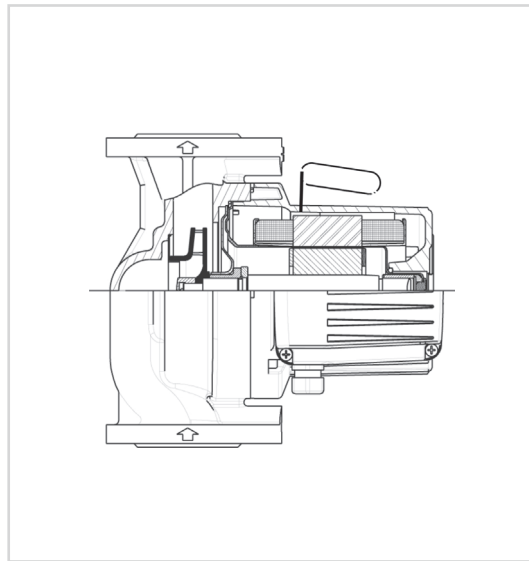


Electrical & pressure data - GHNMbasic II pumps

Code	Type	Pmax (W)	FLC I In (A)	insulating class	min. working pressure 50°C	min. working pressure 80°C	min. working pressure 110°C
979524609	GHNMbasic II 40-190F	928	4,00	200	0,05	0,8	1,4
979524498	GHNMbasic II 40-120F	444	1,96	200	0,05	0,8	1,4
979524499	GHNMbasic II 40-70F	272	1,21	200	0,05	0,8	1,4
979524500	GHNMbasic II 50-120F	827	3,60	200	0,3	1	1,6
979524501	GHNMbasic II 50-70F	423	1,90	200	0,3	1	1,6



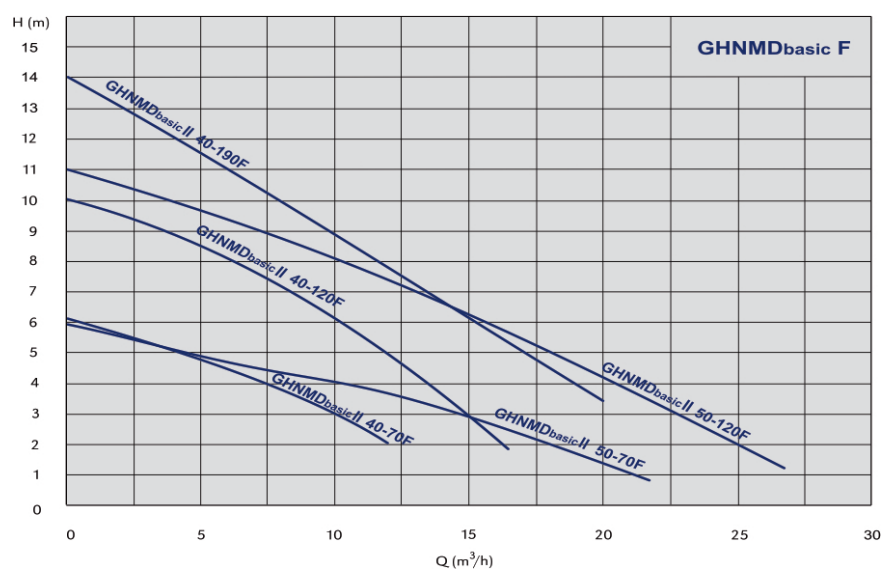
GHNMDbasic II pumps



Material	
Hydraulic casing	cast iron cataphoresis
Impeller	stainless steel - AISI 316
Shaft	stainless steel - AISI 316
Bearings	graphite
Rotor can	stainless steel - AISI 316

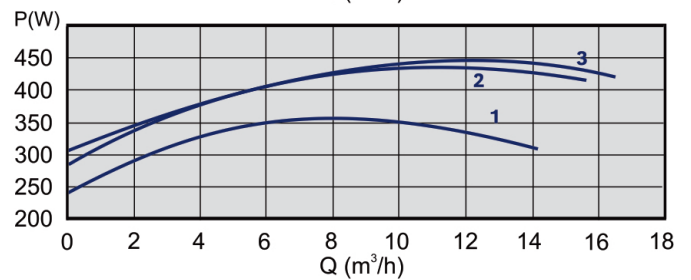
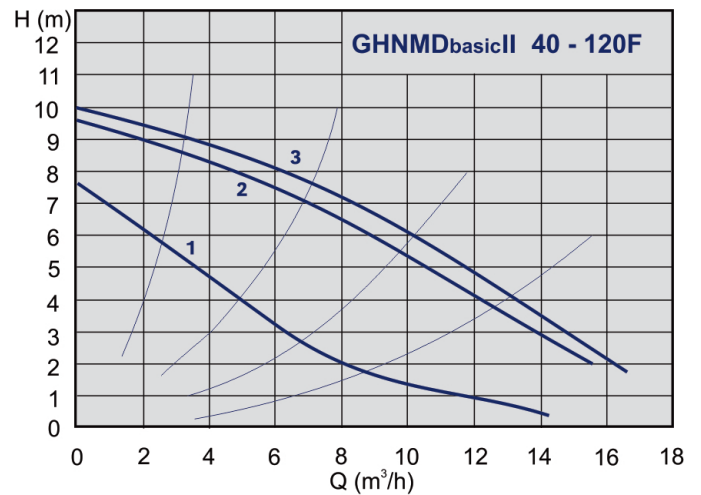
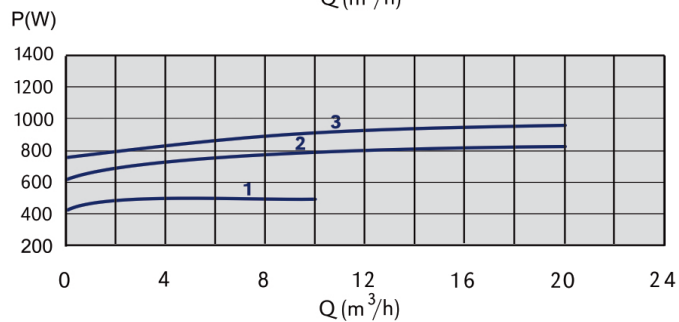
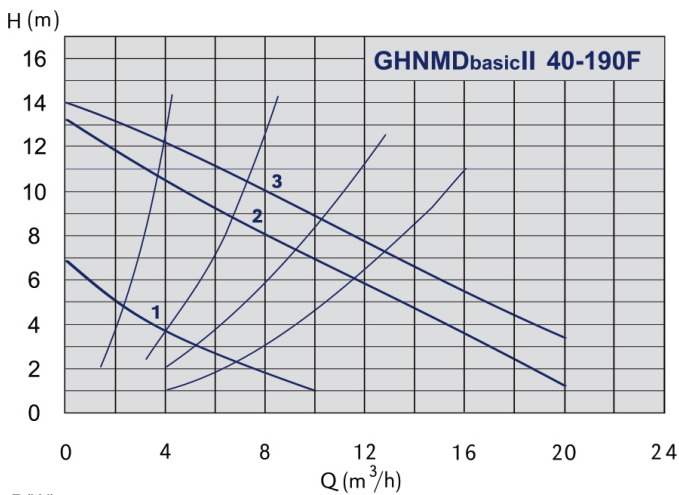
Technical specification	
Q	16,1 - 29,5 m ³ /h
H	5,4 - 14 m
P	PN 6/10 bar
DN	40/50
Pipe connection	250/280 mm
Installation	flange
Insulation class	200
Degree of protection	IP 43
Voltage	1 - 230V

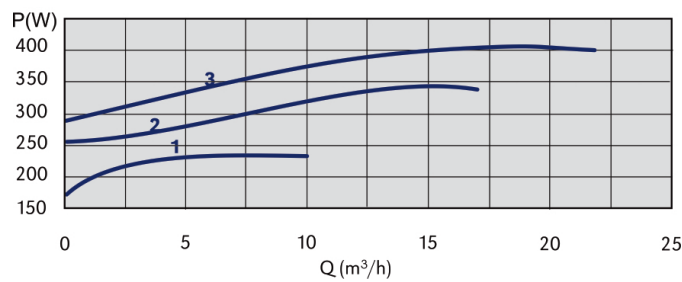
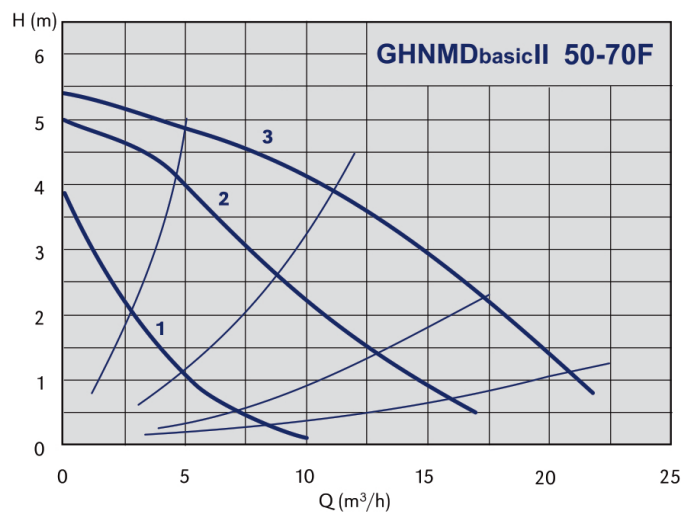
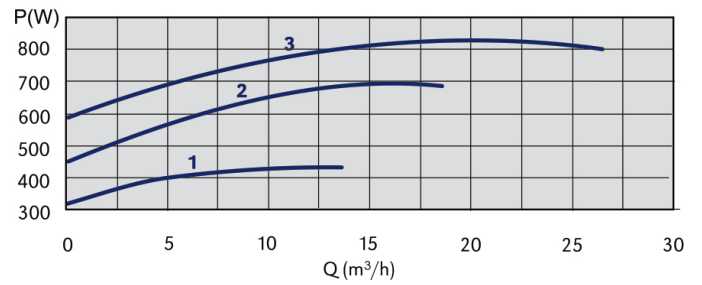
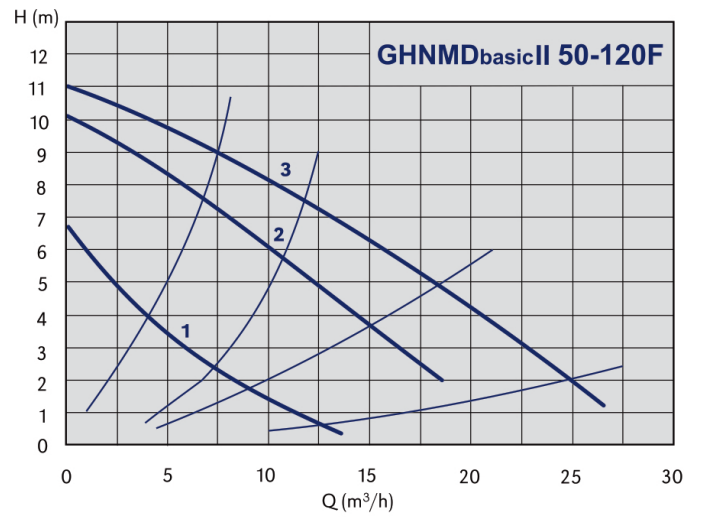
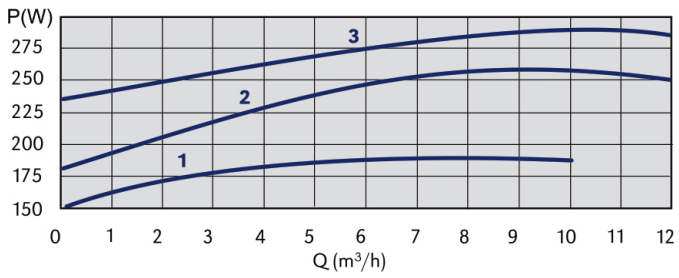
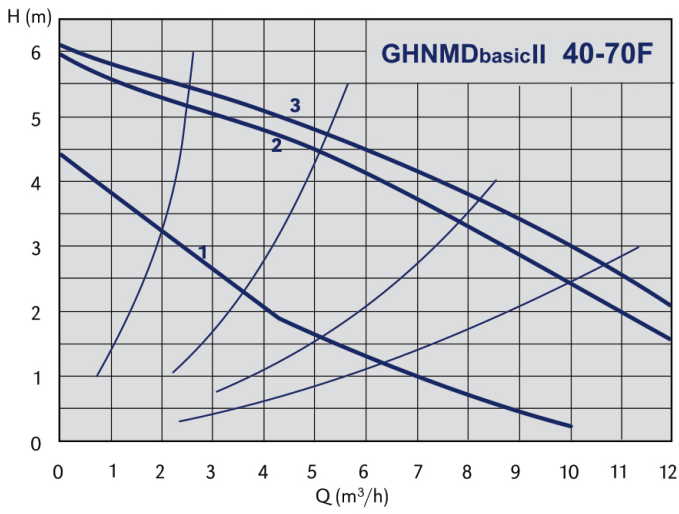
Performance range



Technical data & performance curves - GHNMDbasic II pumps

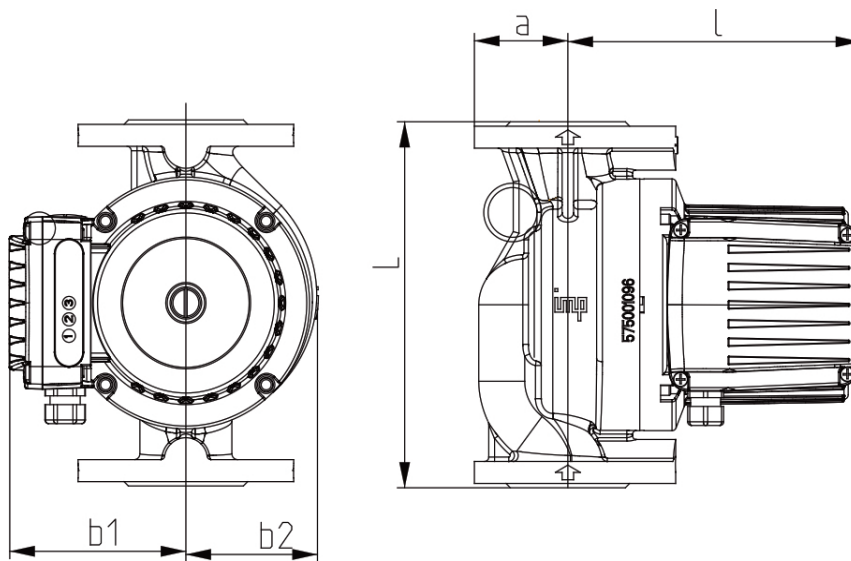
Code	Type	Q	H	PN (bar)	Net weight (kg)
979524615	GHNMDbasic II 40-190F	24	14	PN 6/10bar	22,5
979524603	GHNMDbasic II 40-120F	19,2	10	PN 6/10bar	19
979524604	GHNMDbasic II 40-70F	16,1	6,1	PN 6/10bar	19
979524605	GHNMDbasic II 50-120F	29,5	11	PN 6/10bar	24
979524606	GHNMDbasic II 50-70F	24,5	5,4	PN 6/10bar	24





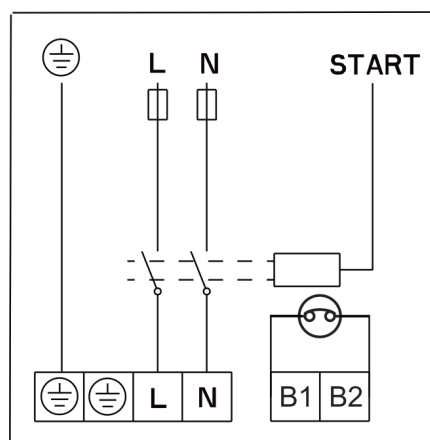
Dimensions - GHNMbasic II pumps

Code	Type	Fitting length (mm)	Connection size DN	a	l	b1	b	h
979524615	GHNMDbasic II 40-190F	250	40	62	240	130	346	110
979524603	GHNMDbasic II 40-120F	250	40	62	198	130	346	110
979524604	GHNMDbasic II 40-70F	250	40	62	198	130	346	110
979524605	GHNMDbasic II 50-120F	280	50	70	250	130	400	121
979524606	GHNMDbasic II 50-70F	280	50	70	250	130	400	121



Electrical & pressure data - GHNMbasic II pumps

Code	Type	Pmax (W)	FLC I In (A)	insulating class	min. working pressure 50°C	min. working pressure 80°C	min. working pressure 110°C
979524615	GHNMDbasic II 40-190F	928	4,00	200	0,05	0,8	1,4
979524603	GHNMDbasic II 40-120F	444	1,96	200	0,05	0,8	1,4
979524604	GHNMDbasic II 40-70F	272	1,21	200	0,05	0,8	1,4
979524605	GHNMDbasic II 50-120F	827	3,60	200	0,3	1	1,6
979524606	GHNMDbasic II 50-70F	423	1,90	200	0,3	1	1,6



***THE HONEST PRODUCT
FOR THE HONEST PRICE***

*IMP PUMPS d.o.o.
Pod hrasti 28
1218 Komenda
SLOVENIA*

*E: info@imp-pumps.com
T: +386 1 28 06 400
F: +386 1 28 06 460
www.imp-pumps.com*

Contact:



IMP PUMPS®
Intelligent Motor Pumps