



IMP PUMPS[®]

Intelligent Motor Pumps

www.imp-pumps.com

75
YEARS



NMT MAX II

*Electronically controlled high-efficiency pumps
for heating, air conditioning, cooling and sanitary water*



INDEX

ErP REGULATION	PAGE 2
ABOUT THE COMPANY	PAGE 3
ABOUT PRODUCTS	PAGE 4

NMT MAX II

NMT MAX II OVERVIEW	PAGE 5
TRANSITION FROM NMT MAX TO NMT MAX II	PAGE 6
ELECTRICAL CONNECTION AND GLANDS	PAGE 6
MODEL OVERVIEW	PAGE 7
DISPLAY OPERATION	PAGE 8
PERFORMANCE CURVES	PAGE 9
MODEL OPTIONS	PAGE 11
DIMENSIONS	PAGE 23

ErP REGULATION

ErP Regulation (Energy related Products) translates as energy-relevant products. The objective of this Regulation 2009 125 EC, is to reduce energy consumption according to the environmental requirements that are being introduced in the EU in the field of circulation pumps in 2013. In the course of the next seven years the Regulation will be put into practice in the following three steps:

- The first step from 01/08 in 2015 for the energy index up to (max.) 0.23 - Part 2
 - The second step from 01/01/2020 for the energy index up to (max.) 0.23 - Part 2 – including pumps, which are being replaced in HVAC systems
- The benchmark for most efficient circulators is $EEL \leq 0,15$ - Part 2.

The IMP PUMPS meet environmental requirements according to ErP regulation with high-efficiency pumps with affordable prices.

GENERAL INFORMATION

ALL PRODUCTS AND COMPONENTS ARE MANUFACTURED FROM ENVIRONMENTALLY FRIENDLY MATERIALS.

UPON DISPOSAL INTERNAL ENVIRONMENTAL REGULATION MUST BE CONSIDERED.

FURTHER INFORMATION ON ALL PUMPING PROGRAMS WITH TECHNICAL DATA ARE AVAILABLE ON WWW.IMP-PUMPS.COM

GENERAL SALES CONDITIONS AND TERMS OF PAYMENT – DEPENDING ON THE AGREEMENT WITH THE FIRM IMP PUMPS.

IMAGES IN CATALOGUE ARE FOR ILLUSTRATIVE PURPOSES ONLY.

TECHNICAL ADJUSTMENTS AND REVISIONS ARE NOT PERMITTED!



ABOUT US

IMP PUMPS is Slovenian manufacturer of pumps and pumping systems located in Komenda in Slovenia. Company designs, develops, manufactures, distributes and maintains pumps and pumping systems. With products and services of its own and from strategic partners, company is positioned as provider of integrated solutions. With specialized skills company resolves the problems relating to the transportation of liquid media. This ensures the comfort of home environment and optimal working conditions in the industry.

More than 96 % of production is sold in over 80 countries around the world. Company is innovator in the field of electro commutated submersible motors and has the quality certificate ISO 9001:2015.

HISTORY

IMP PUMPS was founded in 1947 and has existed as part of the IMP until the late 1980s. Company successfully survived the change of the economic system and the turbulent nineties and stood on its own feet. Company was privatized in 1997 and 1999. In the year 2000, the company was restructured and renamed in IMP PUMPS d.o.o.. Slovenia's entry into the EU was another initiative for IMP PUMPS intensive development of the sales network in the changing European market, either directly or through its business partners.

At the same time investments in development, marketing, information technology, and philosophy of e-commerce were made.

PRESENT

IMP PUMPS is present with its products and services in many world markets (Eastern and Western Europe, North America, Asia, North Africa and Australia). IMP PUMPS is also a member of EURO PUMP the European Association of Pump Manufacturers. In pump design, high priority is given to the improvement of the energy efficiency of pumps. Excellent results have been reached by the new NMT pump series, using permanent magnets technology for very high efficiency rates. IMP PUMPS is one of the few European manufacturers, which over the years developed and launched a new generation of pumps with electronically controlled wet running motors. This is one of the main reasons that the company IMP PUMPS is ranked among Europe's technological elite.

FUTURE

IMP PUMPS Company employees are aware they have become part of global development and the importance of the environment in which they live. Our products are energy efficient and environmentally friendly. We are constantly developing new and more cost effective pumps replacing the old types and investing in the development of intelligent pumps with an emphasis on digitization and communication. The company plans to further expand its sales on foreign markets and enhance its position among the four largest manufacturer of circulator pumps in Europe. In the spirit of its motto "The honest product for the honest price", IMP PUMPS intends to maintain the excellent quality of its products at the favorable prices for the customer, along with the application of the latest technologies and prompt service.

Product overview

The basic production program of IMP PUMPS are circulating pumps for HVAC application. Pumps are flanged or threaded and single or double design with a bronze or cast iron hydraulic casing. All cast iron hydraulics are covered with cataphoresis.

Wet running circulating pumps



NMT (electronic savings, ECM, SAN circulation for sanitary water)



SAN - for sanitary water



GHN (3-speed pumps)

Dry running circulating pump



**CL, ECL, CV, PV
(in-line,
with frequency converter)**

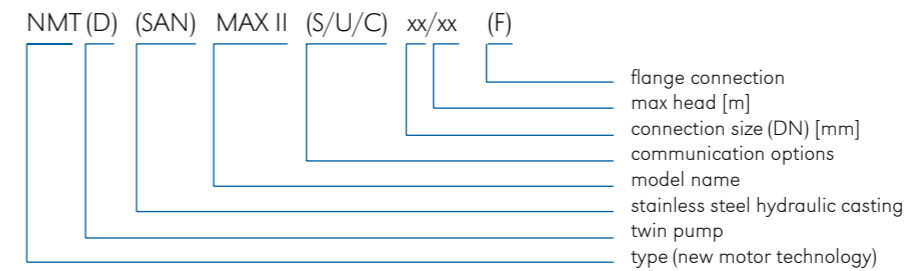


**BL, BWJ
(multistage)**

PPT BL (pressure boosting unit)



NMT MAX II



Electronically controlled wet running circulating pump

For all heating systems, air conditioning, closed cooling circuits and industrial systems, used in accordance with VDI 2035 and ErP.

High efficient wet running pump with auto adapt function

- ECM permanent magnet technology with high energy efficiency
- LED display for control
- easy handling and installation, low noise operation and automatic venting
- robust and compact construction for long life
- robust terminal connection
- thermal insulation included

Automatic operation

- Immediate adaptation to the system

Manual adjustment

- Proportional pressure, constant pressure, constant speed, night mode

Communication options

- NMT MAX II
- NMT MAX II S
- NMT MAX II U
- NMT MAX II C

Permissible mediums

Water, mixed with glycol, parameters must be checked in the mixture of water with over 20% of glycol.
 Pure, non-explosive liquid medium free of mineral oils and solid particles. Medium temperature from - 10 °C to + 110 °C, ambient temperature with max. surroundings temperature 40 °C

Technical specification

Q _{max}	up to 72,7 m ³ /h
H _{max}	up to 18,9 m
P	PN 6/10 bar
DN	32/40/50/65/80/100
Installation	flange
Insulation class	F
Degree of protection	IP 44
Voltage	1 - 230V, 50 Hz

Minimum inlet pressure

0.05 bar <75 °C (fluid temperature)
 0.28 bar <90 °C (fluid temperature)

Material

Hydraulic casing	cast iron/stainless steel
Impeller	PES
Shaft	stainless steel AISI 316
Bearings	all carbon
Rotor can	stainless steel AISI 316

TRANSITION FROM NMT MAX TO NMT MAX II

BEFORE



ADVANTAGES:

- Unifying design of the whole NMT MAX FAMILY
- Easier and more robust electrical connection through the glands instead of the connector
- Greater variety of model options for competitive price targeting
- Better cooling of electronics
- Easier and faster installation
- Modern and compact design
- Easy model upgrade
- Lightest pump in its class

AFTER



Electrical connection and glands




Advantages of the new gland design:

- 4 gland inputs
- Bigger electrical box
- Easy installation
- Industrial cable installation ready

↑ Power
↑ Digital or Analog signal
↑ Ethernet and Modbus protocol
↑ 2x Relay output


MODEL OVERVIEW

NMT MAX II




- Auto mode
- Proportional pressure mode
- Constant pressure mode
- Fixed speed mode
- Night mode
- Dry running detection
- Automatic venting function
- EEI ≤ 0,2

NMT MAX II S




- Auto mode
- Proportional pressure mode
- Constant pressure mode
- Fixed speed mode
- Night mode
- Dry running detection
- Automatic venting function
- EEI ≤ 0,2
- Start/stop input
- Relay output

NMT MAX II U



- Auto mode
- Proportional pressure mode
- Constant pressure mode
- Fixed speed mode
- Night mode
- Dry running detection
- Automatic venting function
- EEI ≤ 0,2
- Start/stop input
- 2x Relay output
- Max/Min input
- 0-10V input

NMT MAX II C



- Auto mode
- Proportional pressure mode
- Constant pressure mode
- Fixed speed mode
- Night mode
- Dry running detection
- Automatic venting function
- EEI ≤ 0,2
- Start/stop input
- 2x Relay output
- Max/Min input
- 0-10V input
- 4-20mA input
- PWM input
- Modbus (RS485 and TCP/IP)
- Web server
- Bacnet

POSSIBLE TO UPGRADE

POSSIBLE TO UPGRADE

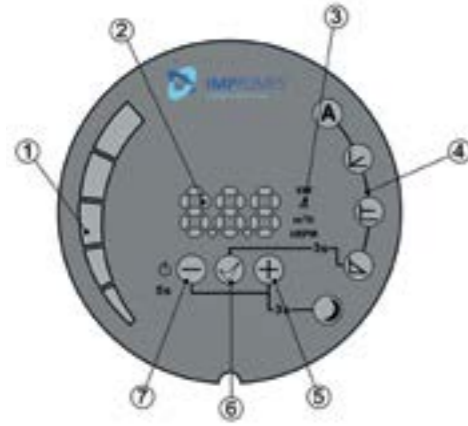
Spare/upgradable parts



Type	Communication module S	Communication module U	Communication module C
Single pump codes	979528148	979528149	979528150
Twin pump codes	/	979528356	979528155

DISPLAY OPERATION

With the use of the display panel, you can control and overview pump modes, on/off control, pump parameters and errors.



1. Bar graph display of pump parameters
2. Numeric display of values
3. Display of selected parameter
4. Display of selected mode
5. Selection key
6. Confirmation key
7. Selection key


The pump can operate in 5 different modes. We can set the pump in the most appropriate mode, depending on the system where the pump operates.

Automatic mode

In automatic mode the pump automatically sets the operating pressure, depending on the hydraulic system. By doing so, the pump finds the optimal operating position. This mode is recommended in most systems.


Proportional pressure

The pump maintains the pressure with relation to the current flow. The pressure is equal to the set pressure (H_{set} on the drawing) at maximum power; at 0 flow it is equal to $HQ\%$ (default 50%, $HQ\%$ can be set on the pump webpage) of the set pressure. In between, the pressure changes linearly, relative to the flow. In regulated mode we can only set the pump pressure (H_{set} on the drawing).



Constant pressure

The pump maintains the currently set pressure (H_{set} on the drawing), from 0 flow to maximum power, where the pressure begins to drop. At constant pressure, we can only set the pressure (H_{set} on the drawing) which the pump will maintain.



Constant speed

The pump operates with the currently set speed (RPM_{set} on the drawing). In the unregulated mode, we can only set the speed at which the pump will operate.

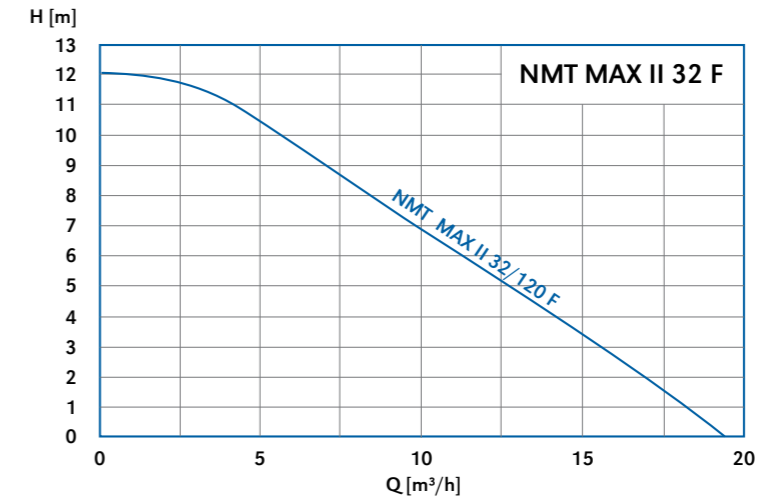


Night mode

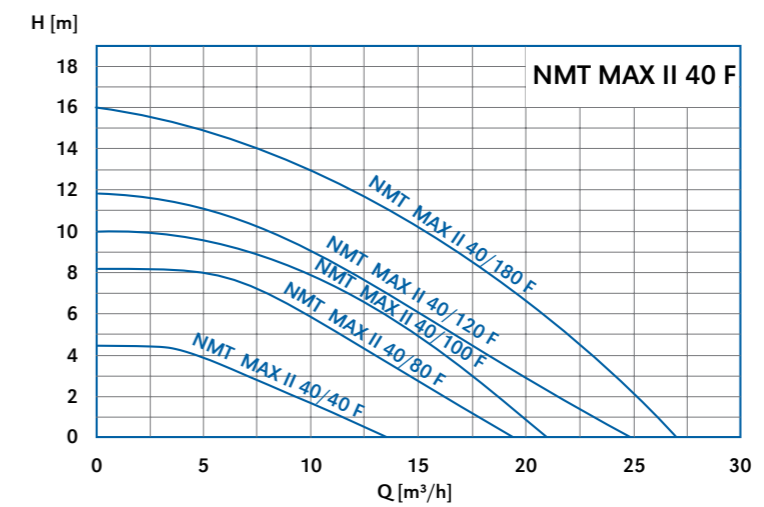
Night mode can be activated in combination with any of the operating modes listed above, and allows the circulator to operate at a minimum curve (therefore with very low consumption) when it detects a decrease in liquid temperature of 15-20 °C. When temperature rises, it automatically returns to normal operating curve (according to the selected mode).

Performance curves

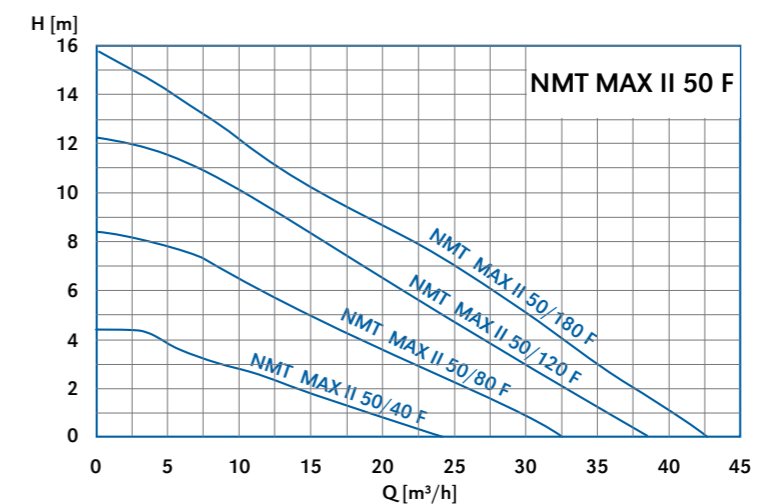
NMT MAX 32 F



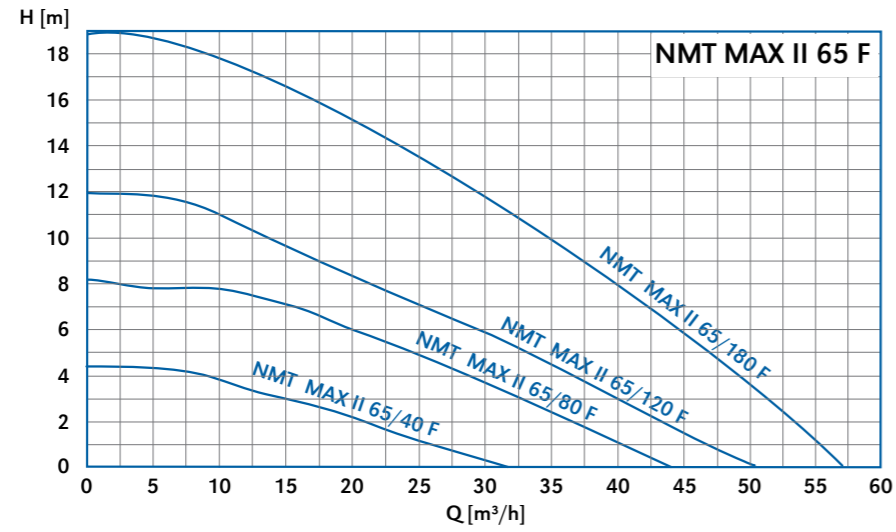
NMT MAX 40 F



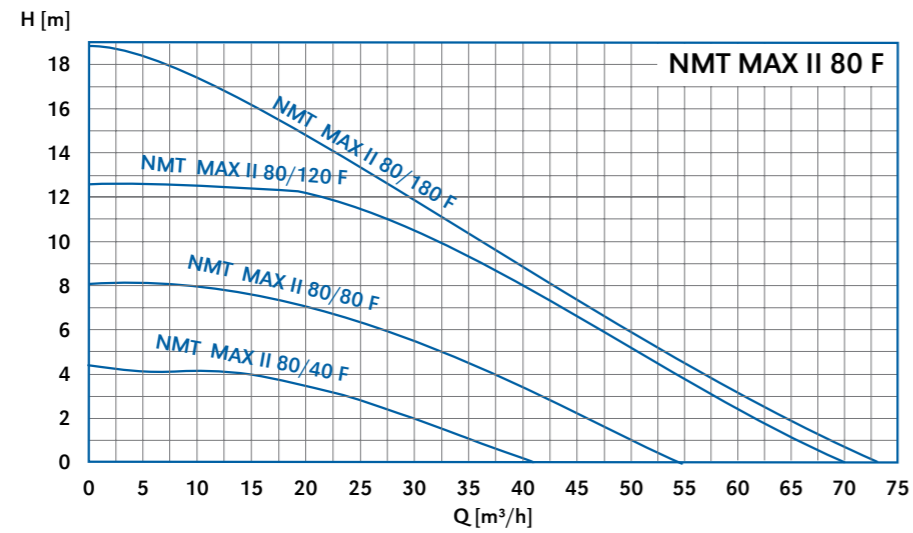
NMT MAX 50 F



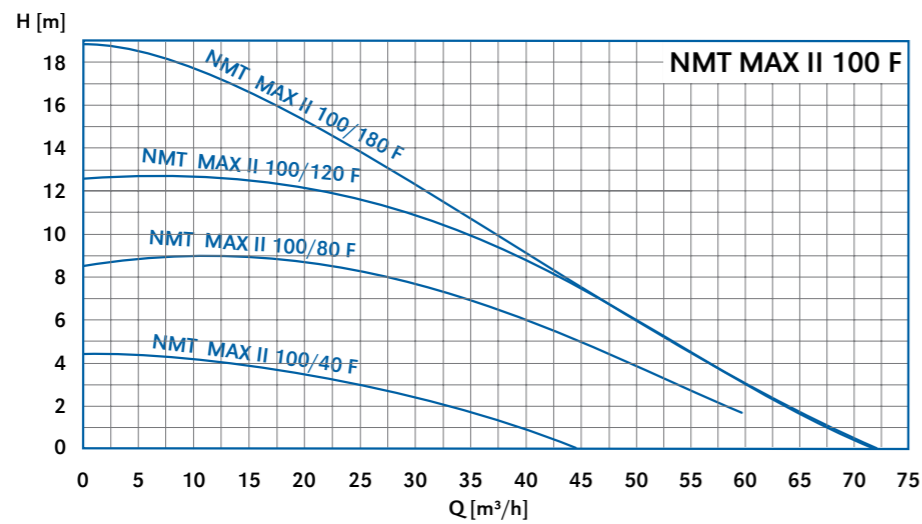
NMT MAX 65 F



NMT MAX 80 F



NMT MAX 100 F



NMT MAX II - flanged pump

Code	Type	EI	Fitting length L [mm]	Pipe connection	PN	P _{max} [W]
979527976	NMT MAX II 32/120 F220	≤ 0,20	220	DN32	PN6/10	370
979528161	NMT MAX II 40/40 F220	≤ 0,20	220	DN40	PN6/10	110
979528162	NMT MAX II 40/40 F250	≤ 0,20	250	DN40	PN6/10	110
979527977	NMT MAX II 40/80 F220	≤ 0,20	220	DN40	PN6/10	270
979527981	NMT MAX II 40/80 F250	≤ 0,20	250	DN40	PN6/10	270
979527978	NMT MAX II 40/100 F220	≤ 0,20	220	DN40	PN6/10	380
979527983	NMT MAX II 40/100 F250	≤ 0,20	250	DN40	PN6/10	380
979527979	NMT MAX II 40/120 F220	≤ 0,20	220	DN40	PN6/10	480
979527984	NMT MAX II 40/120 F250	≤ 0,20	250	DN40	PN6/10	480
979527980	NMT MAX II 40/180 F220	≤ 0,21	220	DN40	PN6/10	680
979527985	NMT MAX II 40/180 F250	≤ 0,21	250	DN40	PN6/10	680
979528163	NMT MAX II 50/40 F280	≤ 0,20	280	DN50	PN6/10	160
979527986	NMT MAX II 50/80 F280	≤ 0,20	280	DN50	PN6/10	370
979527987	NMT MAX II 50/120 F280	≤ 0,20	280	DN50	PN6/10	560
979527988	NMT MAX II 50/180 F280	≤ 0,20	280	DN50	PN6/10	830
979527989	NMT MAX II 65/40 F340	≤ 0,20	340	DN65	PN6/10	230
979527990	NMT MAX II 65/80 F340	≤ 0,20	340	DN65	PN6/10	560
979527991	NMT MAX II 65/120 F340	≤ 0,20	340	DN65	PN6/10	810
979528211	NMT MAX II 65/180 F340	≤ 0,20	340	DN65	PN6/10	1550
979527992	NMT MAX II 80/40 F360 PN6	≤ 0,20	360	DN80	PN6	390
979527994	NMT MAX II 80/40 F360 PN10	≤ 0,20	360	DN80	PN10	390
979527993	NMT MAX II 80/80 F360 PN6	≤ 0,20	360	DN80	PN6	800
979527995	NMT MAX II 80/80 F360 PN10	≤ 0,20	360	DN80	PN10	800
979528212	NMT MAX II 80/120 F360 PN	≤ 0,20	360	DN80	PN6	1380
979528214	NMT MAX II 80/120 F360 PN10	≤ 0,20	360	DN80	PN10	1380
979528213	NMT MAX II 80/180 F360 PN6	≤ 0,20	360	DN80	PN6	1550
979528215	NMT MAX II 80/180 F360 PN10	≤ 0,20	360	DN80	PN10	1550
979527996	NMT MAX II 100/40 F450 PN6	≤ 0,20	450	DN100	PN6	390
979527997	NMT MAX II 100/40 F450 PN10	≤ 0,20	450	DN100	PN10	390
979528216	NMT MAX II 100/80 F450 PN6	≤ 0,20	450	DN100	PN6	1100
979528219	NMT MAX II 100/80 F450 PN10	≤ 0,20	450	DN100	PN10	1100
979528217	NMT MAX II 100/120 F450 PN6	≤ 0,20	450	DN100	PN6	1550
979528220	NMT MAX II 100/120 F450 PN10	≤ 0,20	450	DN100	PN10	1550
979528218	NMT MAX II 100/180 F450 PN6	≤ 0,20	450	DN100	PN6	1550
979528221	NMT MAX II 100/180 F450 PN10	≤ 0,20	450	DN100	PN10	1550

NMT MAX II S - flanged pump with S communication module

Code	Type	EEl	Fitting length L [mm]	Pipe connection	PN	P _{max} [W]
979527171	NMT MAX II S 32/120 F220	≤ 0,20	220	DN32	PN6/10	370
979528169	NMT MAX II S 40/40 F220	≤ 0,20	220	DN40	PN6/10	110
979528170	NMT MAX II S 40/40 F250	≤ 0,20	250	DN40	PN6/10	110
979527173	NMT MAX II S 40/80 F220	≤ 0,20	220	DN40	PN6/10	270
979527178	NMT MAX II S 40/80 F250	≤ 0,20	250	DN40	PN6/10	270
979527174	NMT MAX II S 40/100 F220	≤ 0,20	220	DN40	PN6/10	380
979527180	NMT MAX II S 40/100 F250	≤ 0,20	250	DN40	PN6/10	380
979527175	NMT MAX II S 40/120 F220	≤ 0,20	220	DN40	PN6/10	480
979527181	NMT MAX II S 40/120 F250	≤ 0,20	250	DN40	PN6/10	480
979527176	NMT MAX II S 40/180 F220	≤ 0,21	220	DN40	PN6/10	680
979527182	NMT MAX II S 40/180 F250	≤ 0,21	250	DN40	PN6/10	680
979528171	NMT MAX II S 50/40 F280	≤ 0,20	280	DN50	PN6/10	160
979527184	NMT MAX II S 50/80 F280	≤ 0,20	280	DN50	PN6/10	370
979527185	NMT MAX II S 50/120 F280	≤ 0,20	280	DN50	PN6/10	560
979527186	NMT MAX II S 50/180 F280	≤ 0,20	280	DN50	PN6/10	830
979527187	NMT MAX II S 65/40 F340	≤ 0,20	340	DN65	PN6/10	230
979527188	NMT MAX II S 65/80 F340	≤ 0,20	340	DN65	PN6/10	560
979527189	NMT MAX II S 65/120 F340	≤ 0,20	340	DN65	PN6/10	810
979528222	NMT MAX II S 65/180 F340	≤ 0,20	340	DN65	PN6/10	1550
979527190	NMT MAX II S 80/40 F360 PN6	≤ 0,20	360	DN80	PN6	390
979527192	NMT MAX II S 80/40 F360 PN10	≤ 0,20	360	DN80	PN10	390
979527191	NMT MAX II S 80/80 F360 PN6	≤ 0,20	360	DN80	PN6	800
979527193	NMT MAX II S 80/80 F360 PN10	≤ 0,20	360	DN80	PN10	800
979528223	NMT MAX II S 80/120 F360 PN6	≤ 0,20	360	DN80	PN6	1380
979528225	NMT MAX II S 80/120 F360 PN10	≤ 0,20	360	DN80	PN10	1380
979528224	NMT MAX II S 80/180 F360 PN6	≤ 0,20	360	DN80	PN6	1550
979528226	NMT MAX II S 80/180 F360 PN10	≤ 0,20	360	DN80	PN10	1550
979527194	NMT MAX II S 100/40 F450 PN6	≤ 0,20	450	DN100	PN6	390
979527195	NMT MAX II S 100/40 F450 PN10	≤ 0,20	450	DN100	PN10	390
979528227	NMT MAX II S 100/80 F450 PN6	≤ 0,20	450	DN100	PN6	1100
979528230	NMT MAX II S 100/80 F450 PN10	≤ 0,20	450	DN100	PN10	1100
979528228	NMT MAX II S 100/120 F450 PN6	≤ 0,20	450	DN100	PN6	1550
979528231	NMT MAX II S 100/120 F450 PN10	≤ 0,20	450	DN100	PN10	1550
979528229	NMT MAX II S 100/180 F450 PN6	≤ 0,20	450	DN100	PN6	1550
979528232	NMT MAX II S 100/180 F450 PN10	≤ 0,20	450	DN100	PN10	1550

NMTD MAX II U - flanged pump with U communication module

Code	Type	EEl	Fitting length L [mm]	Pipe connection	PN	P _{max} [W]
979527945	NMT MAX II U 32/120 F220	≤ 0,20	220	DN32	PN6/10	370
979528177	NMT MAX II U 40/40 F220	≤ 0,20	220	DN40	PN6/10	110
979528178	NMT MAX II U 40/40 F250	≤ 0,20	250	DN40	PN6/10	110
979527946	NMT MAX II U 40/80 F220	≤ 0,20	220	DN40	PN6/10	270
979527950	NMT MAX II U 40/80 F250	≤ 0,20	250	DN40	PN6/10	270
979527947	NMT MAX II U 40/100 F220	≤ 0,20	220	DN40	PN6/10	380
979527952	NMT MAX II U 40/100 F250	≤ 0,20	250	DN40	PN6/10	380
979527948	NMT MAX II U 40/120 F220	≤ 0,20	220	DN40	PN6/10	480
979527953	NMT MAX II U 40/120 F250	≤ 0,20	250	DN40	PN6/10	480
979527949	NMT MAX II U 40/180 F220	≤ 0,21	220	DN40	PN6/10	680
979527954	NMT MAX II U 40/180 F250	≤ 0,21	250	DN40	PN6/10	680
979528179	NMT MAX II U 50/40 F280	≤ 0,20	280	DN50	PN6/10	160
979527955	NMT MAX II U 50/80 F280	≤ 0,20	280	DN50	PN6/10	370
979527956	NMT MAX II U 50/120 F280	≤ 0,20	280	DN50	PN6/10	560
979527957	NMT MAX II U 50/180 F280	≤ 0,20	280	DN50	PN6/10	830
979527958	NMT MAX II U 65/40 F340	≤ 0,20	340	DN65	PN6/10	230
979527959	NMT MAX II U 65/80 F340	≤ 0,20	340	DN65	PN6/10	560
979527960	NMT MAX II U 65/120 F340	≤ 0,20	340	DN65	PN6/10	810
979528233	NMT MAX II U 65/180 F340	≤ 0,20	340	DN65	PN6/10	1550
979527961	NMT MAX II U 80/40 F360 PN6	≤ 0,20	360	DN80	PN6	390
979527972	NMT MAX II U 80/40 F360 PN10	≤ 0,20	360	DN80	PN10	390
979527971	NMT MAX II U 80/80 F360 PN6	≤ 0,20	360	DN80	PN6	800
979527973	NMT MAX II U 80/80 F360 PN10	≤ 0,20	360	DN80	PN10	800
979528234	NMT MAX II U 80/120 F360 PN6	≤ 0,20	360	DN80	PN6	1380
979528236	NMT MAX II U 80/120 F360 PN10	≤ 0,20	360	DN80	PN10	1380
979528235	NMT MAX II U 80/180 F360 PN6	≤ 0,20	360	DN80	PN6	1550
979528237	NMT MAX II U 80/180 F360 PN10	≤ 0,20	360	DN80	PN10	1550
979527974	NMT MAX II U 100/40 F450 PN6	≤ 0,20	450	DN100	PN6	390
979527975	NMT MAX II U 100/40 F450 PN10	≤ 0,20	450	DN100	PN10	390
979528238	NMT MAX II U 100/80 F450 PN6	≤ 0,20	450	DN100	PN6	1100
979528241	NMT MAX II U 100/80 F450 PN10	≤ 0,20	450	DN100	PN10	1100
979528239	NMT MAX II U 100/120 F450 PN6	≤ 0,20	450	DN100	PN6	1550
979528242	NMT MAX II U 100/120 F450 PN10	≤ 0,20	450	DN100	PN10	1550
979528240	NMT MAX II U 100/180 F450 PN6	≤ 0,20	450	DN100	PN6	1550
979528243	NMT MAX II U 100/180 F450 PN10	≤ 0,20	450	DN100	PN10	1550

NMT MAX II C - flanged pump with C communication module

Code	Type	EEl	Fitting length L [mm]	Pipe connection	PN	P _{max} [W]
979527196	NMT MAX II C 32/120 F220	≤ 0,20	220	DN32	PN6/10	370
979528184	NMT MAX II C 40/40 F220	≤ 0,20	220	DN40	PN6/10	110
979528185	NMT MAX II C 40/40 F250	≤ 0,20	250	DN40	PN6/10	110
979527198	NMT MAX II C 40/80 F220	≤ 0,20	220	DN40	PN6/10	270
979527203	NMT MAX II C 40/80 F250	≤ 0,20	250	DN40	PN6/10	270
979527199	NMT MAX II C 40/100 F220	≤ 0,20	220	DN40	PN6/10	380
979527204	NMT MAX II C 40/100 F250	≤ 0,20	250	DN40	PN6/10	380
979527200	NMT MAX II C 40/120 F220	≤ 0,20	220	DN40	PN6/10	480
979527205	NMT MAX II C 40/120 F250	≤ 0,20	250	DN40	PN6/10	480
979527201	NMT MAX II C 40/180 F220	≤ 0,21	220	DN40	PN6/10	680
979527206	NMT MAX II C 40/180 F250	≤ 0,21	250	DN40	PN6/10	680
979528186	NMT MAX II C 50/40 F280	≤ 0,20	280	DN50	PN6/10	160
979527208	NMT MAX II C 50/80 F280	≤ 0,20	280	DN50	PN6/10	370
979527209	NMT MAX II C 50/120 F280	≤ 0,20	280	DN50	PN6/10	560
979527210	NMT MAX II C 50/180 F280	≤ 0,20	280	DN50	PN6/10	830
979527211	NMT MAX II C 65/40 F340	≤ 0,20	340	DN65	PN6/10	230
979527212	NMT MAX II C 65/80 F340	≤ 0,20	340	DN65	PN6/10	560
979527213	NMT MAX II C 65/120 F340	≤ 0,20	340	DN65	PN6/10	810
979528244	NMT MAX II C 65/180 F340	≤ 0,20	340	DN65	PN6/10	1550
979527215	NMT MAX II C 80/40 F360 PN6	≤ 0,20	360	DN80	PN6	390
979527219	NMT MAX II C 80/40 F360 PN10	≤ 0,20	360	DN80	PN10	390
979527216	NMT MAX II C 80/80 F360 PN6	≤ 0,20	360	DN80	PN6	800
979527220	NMT MAX II C 80/80 F360 PN10	≤ 0,20	360	DN80	PN10	800
979528245	NMT MAX II C 80/120 F360 PN6	≤ 0,20	360	DN80	PN6	1380
979528247	NMT MAX II C 80/120 F360 PN10	≤ 0,20	360	DN80	PN10	1380
979528246	NMT MAX II C 80/180 F360 PN6	≤ 0,20	360	DN80	PN6	1550
979528248	NMT MAX II C 80/180 F360 PN10	≤ 0,20	360	DN80	PN10	1550
979527223	NMT MAX II C 100/40 F450 PN6	≤ 0,20	450	DN100	PN6	390
979527227	NMT MAX II C 100/40 F450 PN10	≤ 0,20	450	DN100	PN10	390
979528249	NMT MAX II C 100/80 F450 PN6	≤ 0,20	450	DN100	PN6	1100
979528252	NMT MAX II C 100/80 F450 PN10	≤ 0,20	450	DN100	PN10	1100
979528250	NMT MAX II C 100/120 F450 PN6	≤ 0,20	450	DN100	PN6	1550
979528253	NMT MAX II C 100/120 F450 PN10	≤ 0,20	450	DN100	PN10	1550
979528251	NMT MAX II C 100/180 F450 PN6	≤ 0,20	450	DN100	PN6	1550
979528254	NMT MAX II C 100/180 F450 PN10	≤ 0,20	450	DN100	PN10	1550

NMTD MAX II - twin pump

Code	Type	EEl	Fitting length L [mm]	Pipe connection	PN	P _{max} [W]
979528002	NMTD MAX II 32/120 F220	≤ 0,20	220	DN32	PN6/10	2x370
979528164	NMTD MAX II 40/40 F220	≤ 0,20	220	DN40	PN6/10	2x110
979528165	NMTD MAX II 40/40 F250	≤ 0,20	250	DN40	PN6/10	2x110
979528005	NMTD MAX II 40/80 F220	≤ 0,20	220	DN40	PN6/10	2x270
979528006	NMTD MAX II 40/80 F250	≤ 0,20	250	DN40	PN6/10	2x270
979528007	NMTD MAX II 40/100 F220	≤ 0,20	220	DN40	PN6/10	2x380
979528008	NMTD MAX II 40/100 F250	≤ 0,20	250	DN40	PN6/10	2x380
979528009	NMTD MAX II 40/120 F220	≤ 0,20	220	DN40	PN6/10	2x480
979528010	NMTD MAX II 40/120 F250	≤ 0,20	250	DN40	PN6/10	2x480
979528011	NMTD MAX II 40/180 F220	≤ 0,21	220	DN40	PN6/10	2x680
979528012	NMTD MAX II 40/180 F250	≤ 0,21	250	DN40	PN6/10	2x680
979528166	NMTD MAX II 50/40 F280	≤ 0,20	280	DN50	PN6/10	2x160
979528014	NMTD MAX II 50/80 F280	≤ 0,20	280	DN50	PN6/10	2x370
979528015	NMTD MAX II 50/120 F280	≤ 0,20	280	DN50	PN6/10	2x560
979528016	NMTD MAX II 50/180 F280	≤ 0,20	280	DN50	PN6/10	2x830
979528017	NMTD MAX II 65/40 F340	≤ 0,20	340	DN65	PN6/10	2x230
979528018	NMTD MAX II 65/80 F340	≤ 0,20	340	DN65	PN6/10	2x560
979528019	NMTD MAX II 65/120 F340	≤ 0,20	340	DN65	PN6/10	2x810
979528255	NMTD MAX II 65/180 F340	≤ 0,20	340	DN65	PN6/10	2x1550
979528020	NMTD MAX II 80/40 F360 PN6	≤ 0,20	360	DN80	PN6	2x390
979528021	NMTD MAX II 80/40 F360 PN10	≤ 0,20	360	DN80	PN10	2x390
979528022	NMTD MAX II 80/80 F360 PN6	≤ 0,20	360	DN80	PN6	2x800
979528023	NMTD MAX II 80/80 F360 PN10	≤ 0,20	360	DN80	PN10	2x800
979528256	NMTD MAX II 80/120 F360 PN6	≤ 0,20	360	DN80	PN6	2x1380
979528258	NMTD MAX II 80/120 F360 PN10	≤ 0,20	360	DN80	PN10	2x1380
979528257	NMTD MAX II 80/180 F360 PN6	≤ 0,20	360	DN80	PN6	2x1550
979528259	NMTD MAX II 80/180 F360 PN10	≤ 0,20	360	DN80	PN10	2x1550
979528024	NMTD MAX II 100/40 F450 PN6	≤ 0,20	450	DN100	PN6	2x390
979528025	NMTD MAX II 100/40 F450 PN10	≤ 0,20	450	DN100	PN10	2x390
979528260	NMTD MAX II 100/80 F450 PN6	≤ 0,20	450	DN100	PN6	2x1100
979528263	NMTD MAX II 100/80 F450 PN10	≤ 0,20	450	DN100	PN10	2x1100
979528261	NMTD MAX II 100/120 F450 PN6	≤ 0,20	450	DN100	PN6	2x1550
979528264	NMTD MAX II 100/120 F450 PN10	≤ 0,20	450	DN100	PN10	2x1550
979528262	NMTD MAX II 100/180 F450 PN6	≤ 0,20	450	DN100	PN6	2x1550
979528265	NMTD MAX II 100/180 F450 PN10	≤ 0,20	450	DN100	PN10	2x1550

NMTD MAX II S - twin flanged pump with S communication module

Code	Type	EEl	Fitting length L [mm]	Pipe connection	PN	P _{max} [W]
979527231	NMTD MAX II S 32/120 F220	≤ 0,20	220	DN32	PN6/10	2x370
979528172	NMTD MAX II S 40/40 F220	≤ 0,20	220	DN40	PN6/10	2x110
979528173	NMTD MAX II S 40/40 F250	≤ 0,20	250	DN40	PN6/10	2x110
979527233	NMTD MAX II S 40/80 F220	≤ 0,20	220	DN40	PN6/10	2x270
979527237	NMTD MAX II S 40/80 F250	≤ 0,20	250	DN40	PN6/10	2x270
979528026	NMTD MAX II S 40/100 F220	≤ 0,20	220	DN40	PN6/10	2x380
979528027	NMTD MAX II S 40/100 F250	≤ 0,20	250	DN40	PN6/10	2x380
979527234	NMTD MAX II S 40/120 F220	≤ 0,20	220	DN40	PN6/10	2x480
979527238	NMTD MAX II S 40/120 F250	≤ 0,20	250	DN40	PN6/10	2x480
979527235	NMTD MAX II S 40/180 F220	≤ 0,21	220	DN40	PN6/10	2x680
979527239	NMTD MAX II S 40/180 F250	≤ 0,21	250	DN40	PN6/10	2x680
979528174	NMTD MAX II S 50/40 F280	≤ 0,20	280	DN50	PN6/10	2x160
979527241	NMTD MAX II S 50/80 F280	≤ 0,20	280	DN50	PN6/10	2x370
979527242	NMTD MAX II S 50/120 F280	≤ 0,20	280	DN50	PN6/10	2x560
979527243	NMTD MAX II S 50/180 F280	≤ 0,20	280	DN50	PN6/10	2x830
979527244	NMTD MAX II S 65/40 F340	≤ 0,20	340	DN65	PN6/10	2x230
979527245	NMTD MAX II S 65/80 F340	≤ 0,20	340	DN65	PN6/10	2x560
979527246	NMTD MAX II S 65/120 F340	≤ 0,20	340	DN65	PN6/10	2x810
979528266	NMTD MAX II S 65/180 F340	≤ 0,20	340	DN65	PN6/10	2x1550
979527247	NMTD MAX II S 80/40 F360 PN6	≤ 0,20	360	DN80	PN6	2x390
979527249	NMTD MAX II S 80/40 F360 PN10	≤ 0,20	360	DN80	PN10	2x390
979527248	NMTD MAX II S 80/80 F360 PN6	≤ 0,20	360	DN80	PN6	2x800
979527250	NMTD MAX II S 80/80 F360 PN10	≤ 0,20	360	DN80	PN10	2x800
979528267	NMTD MAX II S 80/120 F360 PN6	≤ 0,20	360	DN80	PN6	2x1380
979528269	NMTD MAX II S 80/120 F360 PN10	≤ 0,20	360	DN80	PN10	2x1380
979528268	NMTD MAX II S 80/180 F360 PN6	≤ 0,20	360	DN80	PN6	2x1550
979528270	NMTD MAX II S 80/180 F360 PN10	≤ 0,20	360	DN80	PN10	2x1550
979527251	NMTD MAX II S 100/40 F450 PN6	≤ 0,20	450	DN100	PN6	2x390
979527252	NMTD MAX II S 100/40 F450 PN10	≤ 0,20	450	DN100	PN10	2x390
979528271	NMTD MAX II S 100/80 F450 PN6	≤ 0,20	450	DN100	PN6	2x1100
979528274	NMTD MAX II S 100/80 F450 PN10	≤ 0,20	450	DN100	PN10	2x1100
979528272	NMTD MAX II S 100/120 F450 PN6	≤ 0,20	450	DN100	PN6	2x1550
979528275	NMTD MAX II S 100/120 F450 PN10	≤ 0,20	450	DN100	PN10	2x1550
979528273	NMTD MAX II S 100/180 F450 PN6	≤ 0,20	450	DN100	PN6	2x1550
979528276	NMTD MAX II S 100/180 F450 PN10	≤ 0,20	450	DN100	PN10	2x1550

NMTD MAX II U - twin flanged pump with U communication module

Code	Type	EEl	Fitting length L [mm]	Pipe connection	PN	P _{max} [W]
979528028	NMTD MAX II U 32/120 F220	≤ 0,20	220	DN32	PN6/10	2x370
979528180	NMTD MAX II U 40/40 F220	≤ 0,20	220	DN40	PN6/10	2x110
979528181	NMTD MAX II U 40/40 F250	≤ 0,20	250	DN40	PN6/10	2x110
979528031	NMTD MAX II U 40/80 F220	≤ 0,20	220	DN40	PN6/10	2x270
979528032	NMTD MAX II U 40/80 F250	≤ 0,20	250	DN40	PN6/10	2x270
979528033	NMTD MAX II U 40/100 F220	≤ 0,20	220	DN40	PN6/10	2x380
979528034	NMTD MAX II U 40/100 F250	≤ 0,20	250	DN40	PN6/10	2x380
979528035	NMTD MAX II U 40/120 F220	≤ 0,20	220	DN40	PN6/10	2x480
979528036	NMTD MAX II U 40/120 F250	≤ 0,20	250	DN40	PN6/10	2x480
979528037	NMTD MAX II U 40/180 F220	≤ 0,21	220	DN40	PN6/10	2x680
979528038	NMTD MAX II U 40/180 F250	≤ 0,21	250	DN40	PN6/10	2x680
979528182	NMTD MAX II U 50/40 F280	≤ 0,20	280	DN50	PN6/10	2x160
979528040	NMTD MAX II U 50/80 F280	≤ 0,20	280	DN50	PN6/10	2x370
979528041	NMTD MAX II U 50/120 F280	≤ 0,20	280	DN50	PN6/10	2x560
979528042	NMTD MAX II U 50/180 F280	≤ 0,20	280	DN50	PN6/10	2x830
979528043	NMTD MAX II U 65/40 F340	≤ 0,20	340	DN65	PN6/10	2x230
979528044	NMTD MAX II U 65/80 F340	≤ 0,20	340	DN65	PN6/10	2x560
979528045	NMTD MAX II U 65/120 F340	≤ 0,20	340	DN65	PN6/10	2x810
979528277	NMTD MAX II U 65/180 F340	≤ 0,20	340	DN65	PN6/10	2x1550
979528046	NMTD MAX II U 80/40 F360 PN6	≤ 0,20	360	DN80	PN6	2x390
979528047	NMTD MAX II U 80/40 F360 PN10	≤ 0,20	360	DN80	PN10	2x390
979528048	NMTD MAX II U 80/80 F360 PN6	≤ 0,20	360	DN80	PN6	2x800
979528049	NMTD MAX II U 80/80 F360 PN10	≤ 0,20	360	DN80	PN10	2x800
979528278	NMTD MAX II U 80/120 F360 PN6	≤ 0,20	360	DN80	PN6	2x1380
979528280	NMTD MAX II U 80/120 F360 PN10	≤ 0,20	360	DN80	PN10	2x1380
979528279	NMTD MAX II U 80/180 F360 PN6	≤ 0,20	360	DN80	PN6	2x1550
979528281	NMTD MAX II U 80/180 F360 PN10	≤ 0,20	360	DN80	PN10	2x1550
979528050	NMTD MAX II U 100/40 F450 PN6	≤ 0,20	450	DN100	PN6	2x390
979528051	NMTD MAX II U 100/40 F450 PN10	≤ 0,20	450	DN100	PN10	2x390
979528282	NMTD MAX II U 100/80 F450 PN6	≤ 0,20	450	DN100	PN6	2x1100
979528285	NMTD MAX II U 100/80 F450 PN10	≤ 0,20	450	DN100	PN10	2x1100
979528283	NMTD MAX II U 100/120 F450 PN6	≤ 0,20	450	DN100	PN6	2x1550
979528286	NMTD MAX II U 100/120 F450 PN10	≤ 0,20	450	DN100	PN10	2x1550
979528284	NMTD MAX II U 100/180 F450 PN6	≤ 0,20	450	DN100	PN6	2x1550
979528287	NMTD MAX II U 100/180 F450 PN10	≤ 0,20	450	DN100	PN10	2x1550

NMTD MAX II C - twin flanged pump with C communication module

Code	Type	EEl	Fitting length L [mm]	Pipe connection	PN	P _{max} [W]
979527253	NMTD MAX II C 32/120 F220	≤ 0,20	220	DN32	PN6/10	2x370
979528187	NMTD MAX II C 40/40 F220	≤ 0,20	220	DN40	PN6/10	2x110
979528188	NMTD MAX II C 40/40 F250	≤ 0,20	250	DN40	PN6/10	2x110
979527255	NMTD MAX II C 40/80 F220	≤ 0,20	220	DN40	PN6/10	2x270
979527259	NMTD MAX II C 40/80 F250	≤ 0,20	250	DN40	PN6/10	2x270
979528054	NMTD MAX II C 40/100 F220	≤ 0,20	220	DN40	PN6/10	2x380
979528055	NMTD MAX II C 40/100 F250	≤ 0,20	250	DN40	PN6/10	2x380
979527256	NMTD MAX II C 40/120 F220	≤ 0,20	220	DN40	PN6/10	2x480
979527260	NMTD MAX II C 40/120 F250	≤ 0,20	250	DN40	PN6/10	2x480
979527257	NMTD MAX II C 40/180 F220	≤ 0,21	220	DN40	PN6/10	2x680
979527261	NMTD MAX II C 40/180 F250	≤ 0,21	250	DN40	PN6/10	2x680
979528189	NMTD MAX II C 50/40 F280	≤ 0,20	280	DN50	PN6/10	2x160
979527263	NMTD MAX II C 50/80 F280	≤ 0,20	280	DN50	PN6/10	2x370
979527264	NMTD MAX II C 50/120 F280	≤ 0,20	280	DN50	PN6/10	2x560
979527265	NMTD MAX II C 50/180 F280	≤ 0,20	280	DN50	PN6/10	2x830
979527266	NMTD MAX II C 65/40 F340	≤ 0,20	340	DN65	PN6/10	2x230
979527267	NMTD MAX II C 65/80 F340	≤ 0,20	340	DN65	PN6/10	2x560
979527268	NMTD MAX II C 65/120 F340	≤ 0,20	340	DN65	PN6/10	2x810
979528288	NMTD MAX II C 65/180 F340	≤ 0,20	340	DN65	PN6/10	2x1550
979527270	NMTD MAX II C 80/40 F360 PN6	≤ 0,20	360	DN80	PN6	2x390
979527274	NMTD MAX II C 80/40 F360 PN10	≤ 0,20	360	DN80	PN10	2x390
979527271	NMTD MAX II C 80/80 F360 PN6	≤ 0,20	360	DN80	PN6	2x800
979527275	NMTD MAX II C 80/80 F360 PN10	≤ 0,20	360	DN80	PN10	2x800
979528289	NMTD MAX II C 80/120 F360 PN6	≤ 0,20	360	DN80	PN6	2x1380
979528291	NMTD MAX II C 80/120 F360 PN10	≤ 0,20	360	DN80	PN10	2x1380
979528290	NMTD MAX II C 80/180 F360 PN6	≤ 0,20	360	DN80	PN6	2x1550
979528292	NMTD MAX II C 80/180 F360 PN10	≤ 0,20	360	DN80	PN10	2x1550
979527278	NMTD MAX II C 100/40 F450 PN6	≤ 0,20	450	DN100	PN6	2x390
979527282	NMTD MAX II C 100/40 F450 PN10	≤ 0,20	450	DN100	PN10	2x390
979528293	NMTD MAX II C 100/80 F450 PN6	≤ 0,20	450	DN100	PN6	2x1100
979528296	NMTD MAX II C 100/80 F450 PN10	≤ 0,20	450	DN100	PN10	2x1100
979528294	NMTD MAX II C 100/120 F450 PN6	≤ 0,20	450	DN100	PN6	2x1550
979528297	NMTD MAX II C 100/120 F450 PN10	≤ 0,20	450	DN100	PN10	2x1550
979528295	NMTD MAX II C 100/180 F450 PN6	≤ 0,20	450	DN100	PN6	2x1550
979528298	NMTD MAX II C 100/180 F450 PN10	≤ 0,20	450	DN100	PN10	2x1550

NMT SAN MAX II - flanged pump with stainless steel hydraulic casting

Code	Type	EEl	Fitting length L [mm]	Pipe connection	PN	P _{max} [W]
979528167	NMT SAN MAX II 40/40 F250	≤ 0,20	250	DN40	PN6/10	110
979528060	NMT SAN MAX II 40/80 F250	≤ 0,20	250	DN40	PN6/10	270
979528062	NMT SAN MAX II 40/100 F250	≤ 0,20	250	DN40	PN6/10	380
979528064	NMT SAN MAX II 40/120 F250	≤ 0,20	250	DN40	PN6/10	480
979528066	NMT SAN MAX II 40/180 F250	≤ 0,21	250	DN40	PN6/10	680
979528168	NMT SAN MAX II 50/40 F280	≤ 0,20	280	DN50	PN6/10	160
979528068	NMT SAN MAX II 50/80 F280	≤ 0,20	280	DN50	PN6/10	370
979528069	NMT SAN MAX II 50/120 F280	≤ 0,20	280	DN50	PN6/10	560
979528070	NMT SAN MAX II 50/180 F280	≤ 0,20	280	DN50	PN6/10	830
979528071	NMT SAN MAX II 65/40 F340	≤ 0,20	340	DN65	PN6/10	230
979528072	NMT SAN MAX II 65/80 F340	≤ 0,20	340	DN65	PN6/10	560
979528073	NMT SAN MAX II 65/120 F340	≤ 0,20	340	DN65	PN6/10	810
979528336	NMT SAN MAX II 65/180 F340	≤ 0,20	340	DN65	PN6/10	1550
979528074	NMT SAN MAX II 80/40 F360 PN6	≤ 0,20	360	DN80	PN6	390
979528075	NMT SAN MAX II 80/40 F360 PN10	≤ 0,20	360	DN80	PN10	390
979528076	NMT SAN MAX II 80/80 F360 PN6	≤ 0,20	360	DN80	PN6	800
979528077	NMT SAN MAX II 80/80 F360 PN10	≤ 0,20	360	DN80	PN10	800
979528337	NMT SAN MAX II 80/120 F360 PN6	≤ 0,20	360	DN80	PN6	1380
979528338	NMT SAN MAX II 80/120 F360 PN10	≤ 0,20	360	DN80	PN10	1380
979528339	NMT SAN MAX II 80/180 F360 PN6	≤ 0,20	360	DN80	PN6	1550
979528340	NMT SAN MAX II 80/180 F360 PN10	≤ 0,20	360	DN80	PN10	1550

NMT SAN MAX II S - flanged pump with stainless steel hydraulic casting and S communication module

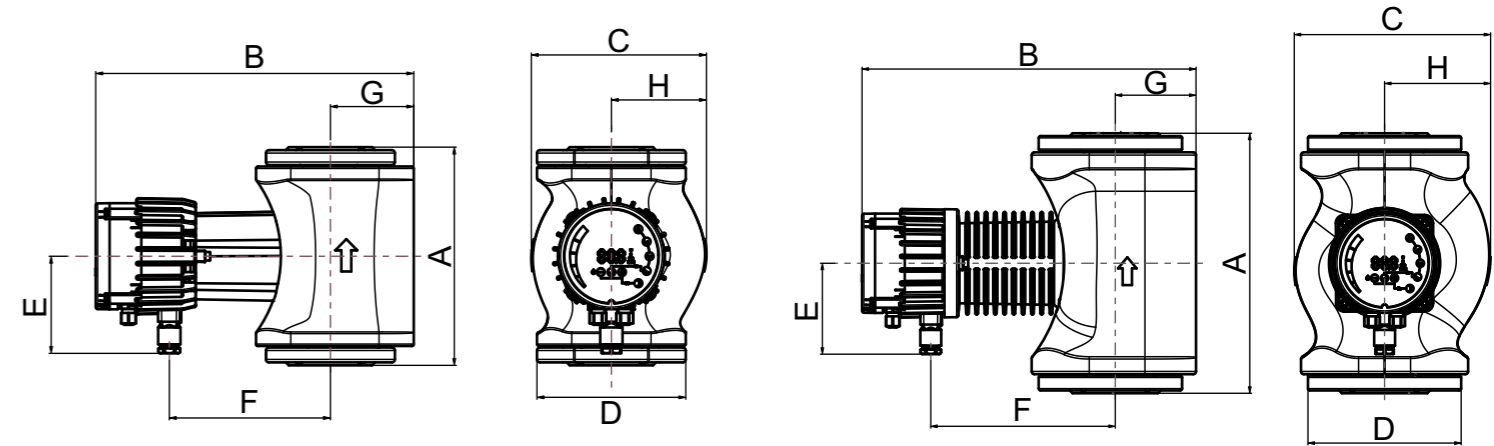
Code	Type	EEl	Fitting length L [mm]	Pipe connection	PN	P _{max} [W]
979528175	NMT SAN MAX II S 40/40 F250	≤ 0,20	250	DN40	PN6/10	110
979527287	NMT SAN MAX II S 40/80 F250	≤ 0,20	250	DN40	PN6/10	270
979528082	NMT SAN MAX II S 40/100 F250	≤ 0,20	250	DN40	PN6/10	380
979527288	NMT SAN MAX II S 40/120 F250	≤ 0,20	250	DN40	PN6/10	480
979527289	NMT SAN MAX II S 40/180 F250	≤ 0,21	250	DN40	PN6/10	680
979528176	NMT SAN MAX II S 50/40 F280	≤ 0,20	280	DN50	PN6/10	160
979527291	NMT SAN MAX II S 50/80 F280	≤ 0,20	280	DN50	PN6/10	370
979527292	NMT SAN MAX II S 50/120 F280	≤ 0,20	280	DN50	PN6/10	560
979527293	NMT SAN MAX II S 50/180 F280	≤ 0,20	280	DN50	PN6/10	830
979527294	NMT SAN MAX II S 65/40 F340	≤ 0,20	340	DN65	PN6/10	230
979527295	NMT SAN MAX II S 65/80 F340	≤ 0,20	340	DN65	PN6/10	560
979527296	NMT SAN MAX II S 65/120 F340	≤ 0,20	340	DN65	PN6/10	810
979528341	NMT SAN MAX II S 65/180 F340	≤ 0,20	340	DN65	PN6/10	1550
979528086	NMT SAN MAX II S 80/40 F360 PN6	≤ 0,20	360	DN80	PN6	390
979528087	NMT SAN MAX II S 80/40 F360 PN10	≤ 0,20	360	DN80	PN10	390
979528088	NMT SAN MAX II S 80/80 F360 PN6	≤ 0,20	360	DN80	PN6	800
979528089	NMT SAN MAX II S 80/80 F360 PN10	≤ 0,20	360	DN80	PN10	800
979528342	NMT SAN MAX II S 80/120 F360 PN6	≤ 0,20	360	DN80	PN6	1380
979528343	NMT SAN MAX II S 80/120 F360 PN10	≤ 0,20	360	DN80	PN10	1380
979528344	NMT SAN MAX II S 80/180 F360 PN6	≤ 0,20	360	DN80	PN6	1550
979528345	NMT SAN MAX II S 80/180 F360 PN10	≤ 0,20	360	DN80	PN10	1550

NMT SAN MAX II U - flanged pump with stainless steel hydraulic casting and U communication module

Code	Type	EEl	Fitting length L [mm]	Pipe connection	PN	P _{max} [W]
979528183	NMT SAN MAX II U 40/40 F250	≤ 0,20	250	DN40	PN6/10	110
979528093	NMT SAN MAX II U 40/80 F250	≤ 0,20	250	DN40	PN6/10	270
979528095	NMT SAN MAX II U 40/100 F250	≤ 0,20	250	DN40	PN6/10	380
979528097	NMT SAN MAX II U 40/120 F250	≤ 0,20	250	DN40	PN6/10	480
979528099	NMT SAN MAX II U 40/180 F250	≤ 0,21	250	DN40	PN6/10	680
979528100	NMT SAN MAX II U 50/80 F280	≤ 0,20	280	DN50	PN6/10	370
979528101	NMT SAN MAX II U 50/120 F280	≤ 0,20	280	DN50	PN6/10	560
979528102	NMT SAN MAX II U 50/180 F280	≤ 0,20	280	DN50	PN6/10	830
979528103	NMT SAN MAX II U 65/40 F340	≤ 0,20	340	DN65	PN6/10	230
979528104	NMT SAN MAX II U 65/80 F340	≤ 0,20	340	DN65	PN6/10	560
979528105	NMT SAN MAX II U 65/120 F340	≤ 0,20	340	DN65	PN6/10	810
979528346	NMT SAN MAX II U 65/180 F340	≤ 0,20	340	DN65	PN6/10	1550
979528106	NMT SAN MAX II U 80/40 F360 PN6	≤ 0,20	360	DN80	PN6	390
979528107	NMT SAN MAX II U 80/40 F360 PN10	≤ 0,20	360	DN80	PN10	390
979528108	NMT SAN MAX II U 80/80 F360 PN6	≤ 0,20	360	DN80	PN6	800
979528109	NMT SAN MAX II U 80/80 F360 PN10	≤ 0,20	360	DN80	PN10	800
979528347	NMT SAN MAX II U 80/120 F360 PN6	≤ 0,20	360	DN80	PN6	1380
979528348	NMT SAN MAX II U 80/120 F360 PN10	≤ 0,20	360	DN80	PN10	1380
979528349	NMT SAN MAX II U 80/180 F360 PN6	≤ 0,20	360	DN80	PN6	1550
979528350	NMT SAN MAX II U 80/180 F360 PN10	≤ 0,20	360	DN80	PN10	1550

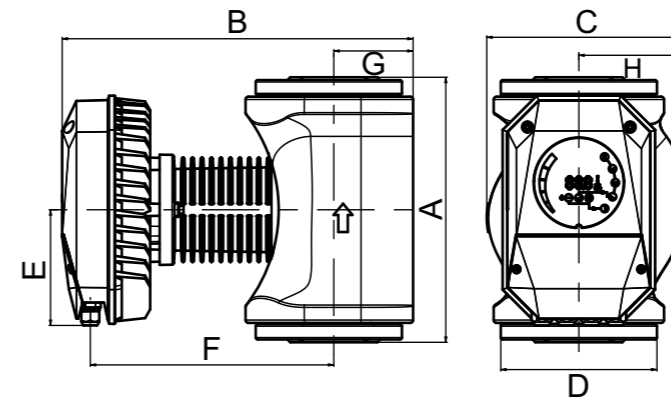
NMT SAN MAX II C - flanged pump with stainless steel hydraulic casting and C communication module

Code	Type	EEl	Fitting length L [mm]	Pipe connection	PN	P _{max} [W]
979528190	NMT SAN MAX II C 40/40 F250	≤ 0,20	250	DN40	PN6/10	110
979527298	NMT SAN MAX II C 40/80 F250	≤ 0,20	250	DN40	PN6/10	270
979528114	NMT SAN MAX II C 40/100 F250	≤ 0,20	250	DN40	PN6/10	380
979527299	NMT SAN MAX II C 40/120 F250	≤ 0,20	250	DN40	PN6/10	480
979527300	NMT SAN MAX II C 40/180 F250	≤ 0,21	250	DN40	PN6/10	680
979528191	NMT SAN MAX II C 50/40 F280	≤ 0,20	280	DN50	PN6/10	160
979527302	NMT SAN MAX II C 50/80 F280	≤ 0,20	280	DN50	PN6/10	370
979527303	NMT SAN MAX II C 50/120 F280	≤ 0,20	280	DN50	PN6/10	560
979527304	NMT SAN MAX II C 50/180 F280	≤ 0,20	280	DN50	PN6/10	830
979527305	NMT SAN MAX II C 65/40 F340	≤ 0,20	340	DN65	PN6/10	230
979527306	NMT SAN MAX II C 65/80 F340	≤ 0,20	340	DN65	PN6/10	560
979527307	NMT SAN MAX II C 65/120 F340	≤ 0,20	340	DN65	PN6/10	810
979528351	NMT SAN MAX II C 65/180 F340	≤ 0,20	340	DN65	PN6/10	1550
979527309	NMT SAN MAX II C 80/40 F360 PN6	≤ 0,20	360	DN80	PN6	390
979527313	NMT SAN MAX II C 80/40 F360 PN10	≤ 0,20	360	DN80	PN10	390
979527310	NMT SAN MAX II C 80/80 F360 PN6	≤ 0,20	360	DN80	PN6	800
979527314	NMT SAN MAX II C 80/80 F360 PN10	≤ 0,20	360	DN80	PN10	800
979528352	NMT SAN MAX II C 80/120 F360 PN6	≤ 0,20	360	DN80	PN6	1380
979528353	NMT SAN MAX II C 80/120 F360 PN10	≤ 0,20	360	DN80	PN10	1380
979528354	NMT SAN MAX II C 80/180 F360 PN6	≤ 0,20	360	DN80	PN6	1550
979528355	NMT SAN MAX II C 80/180 F360 PN10	≤ 0,20	360	DN80	PN10	1550

Dimensions


Type	A	B	C	D	E	F	G	H
NMT MAX II 40/40	321	177	150	98	162	84	96	96

Type	A	B	C	D	E	F	G	H
NMT MAX II 50/40	280	345	212	165	98	199	87	114



Type	A	B	C	D	E	F	G	H
NMT MAX II 32/120	220	379	179	150	122	266	83	97
NMT MAX II 40/80	220/250	380	179	150	122	266	83	97
NMT MAX II 40/100	220/250	380	179	150	122	266	83	97
NMT MAX II 40/120	220/250	380	179	150	122	266	83	97
NMT MAX II 40/180	220/250	390	179	150	122	276	83	97
NMT MAX II 50/80	280	371	210	165	122	157	84	114
NMT MAX II 50/120	280	371	210	165	122	157	84	114
NMT MAX II 50/180	280	381	210	165	122	167	84	114
NMT MAX II 65/40	340	402	214	185	122	226	95	118
NMT MAX II 65/80	340	402	214	185	122	226	95	118
NMT MAX II 65/120	340	412	214	185	122	236	95	118
NMT MAX II 80/40	360	415	273	200	122	278	108	150
NMT MAX II 80/80	360	425	273	200	122	288	108	150
NMT MAX II 100/40	450	415	273	220	122	278	108	150

***THE HONEST PRODUCT
FOR THE HONEST PRICE***

*IMP PUMPS d.o.o.
Pod hrasti 28
1218 Komenda
SLOVENIA*

*E: info@imp-pumps.com
T: +386 1 28 06 400
F: +386 1 28 06 460
www.imp-pumps.com*

Contact:



IMP PUMPS®
Intelligent Motor Pumps