



Welcome to Accelerando Music!

Summer Class Pass Instructions

Portal Link: <https://accelerandomusic.opus1.io/login>

How To Book Classes Using Your Class Pass:

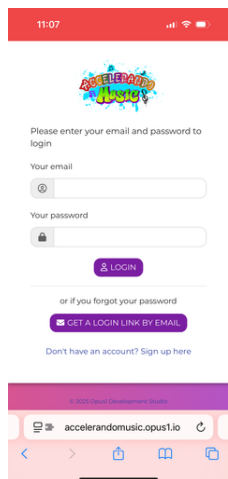
STEP 1: Purchase a Summer Class Pass online to earn class “credits”.

STEP 2: Create a portal account (see invitation email from Accelerando Music)

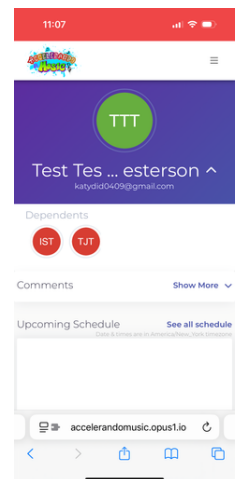
STEP 3: Scroll down to the “**CREDITS**” section

STEP 4: Select “**Use**”, choose your location and dates. *Use payment plan: “**Single Visit (Credit Only)**”, and hit “Booking->Book” - it will automatically use your credits!

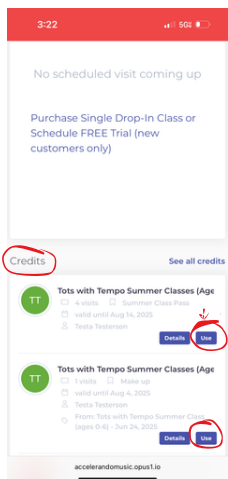
Log in to portal



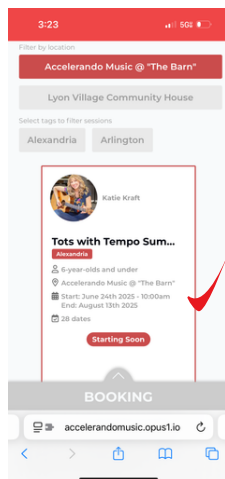
Dashboard View



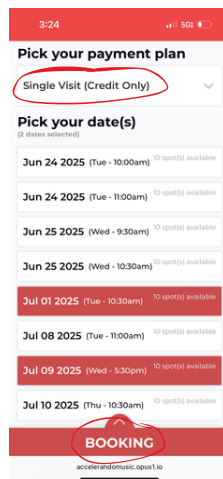
Credits->USE



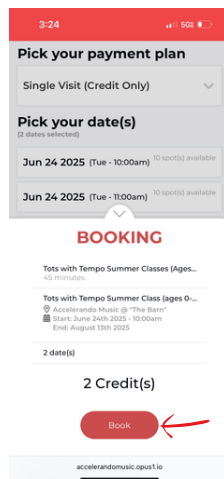
Select Location



Pick dates



Book!



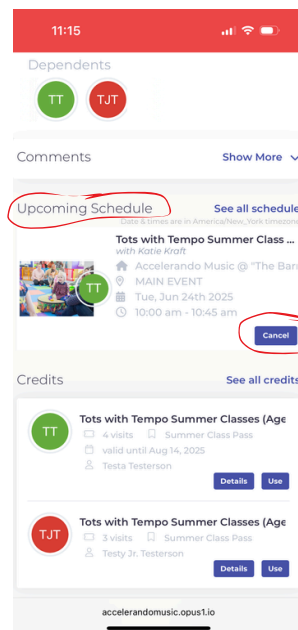
How to Cancel a Class/Schedule a Make-Up:

STEP 1: Log onto the portal

STEP 2: Go to the “Upcoming Schedule” section

STEP 3: Select “Cancel” on the date you’d like to cancel. The credit will automatically be placed back on your class pass.

PLEASE NOTE: Cancellations require **24 hours notice** in order to be eligible to receive a make-up credit. Late cancellations forfeit the class. All make-ups must be attended during the summer session and are not transferred to a future session.



**Purchase a Single
Drop-In Class**

You can also find a link to the portal on our website:
Group Classes->Parent Portal
www.Accelerando-Music.com | katie@accelerando-music.com