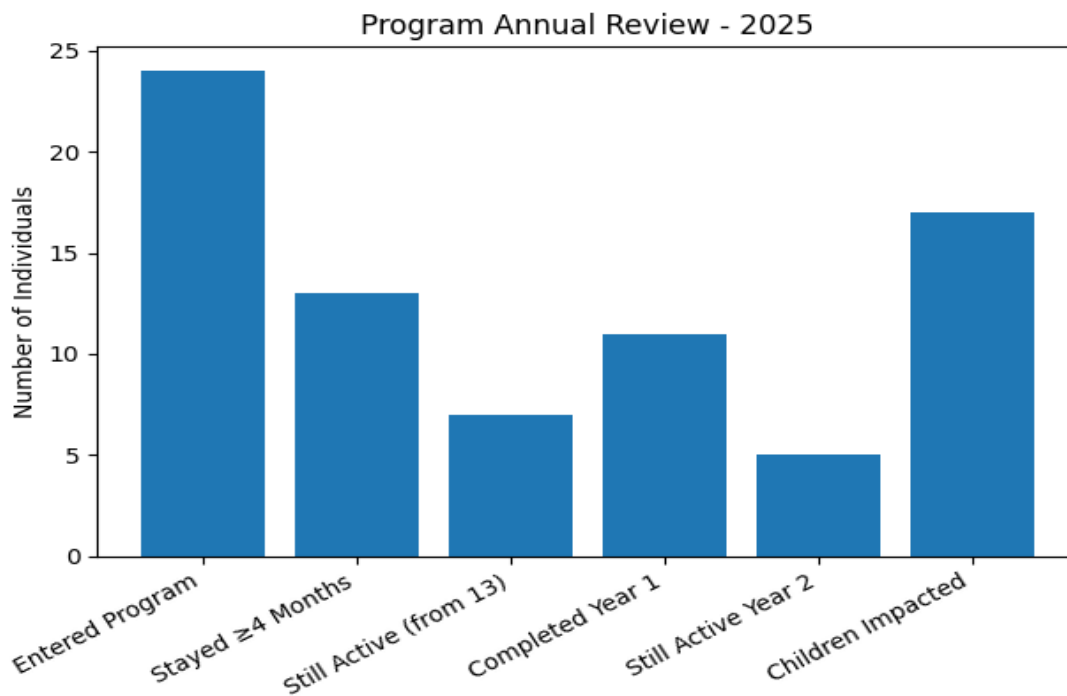


# 2025 MINISTRY IN REVIEW

## PROGRAM PARTICIPATION

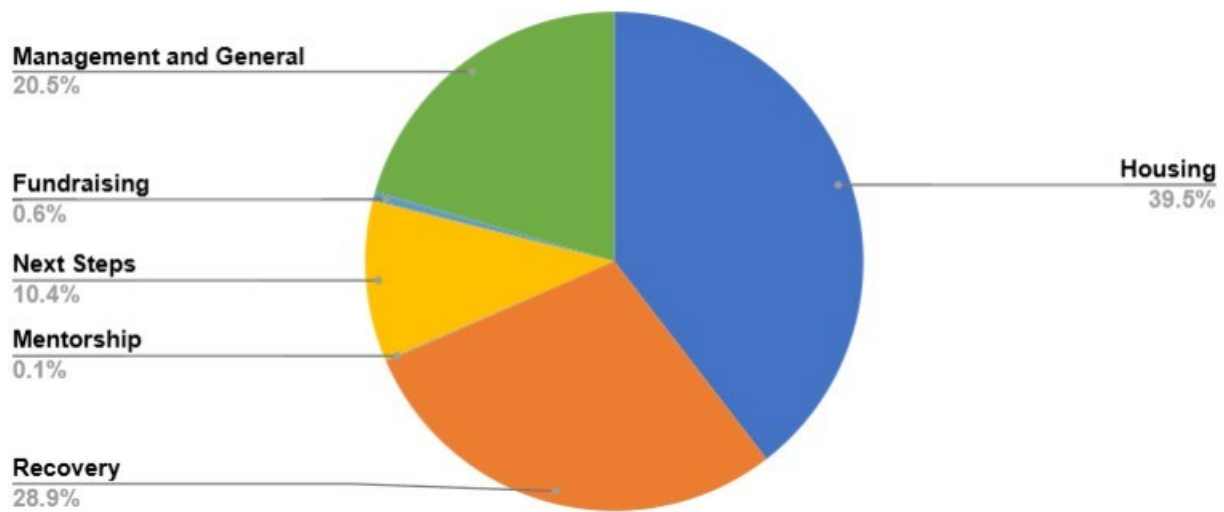
- In 2025, a total of **24 women entered the program**.
- Of these participants, **13 remained in the program for a minimum of four months**, and **7 of those individuals continue to actively participate today**.
- Additionally, **11 women successfully completed their first year in the program**; of those, **5 have continued on into their second year**.
- Notably, the impact of the program extends beyond the participants themselves—**17 children have experienced meaningful and positive life changes** as a result of their mothers' commitment, resilience, and progress in the program.



## PROGRAM GROWTH

- Program growth in 2025 was marked by several meaningful milestones. We successfully completed the second full year of the Next Step Program, which led to **Crystal Taylor** stepping into the role of House Leader at Karen's House. **Kayla Pipes** also advanced from the Next Step Program to become House Leader at Healing House, with **Tara Rapier** serving alongside her as B-Person. **Leah Happel** transitioned from the Next Step House into the House Leader position at Bethel House, and **Carissa Davis** moved into the House Leader role at Jochebed's House.
- A significant area of growth also included the purchase of a **new office and classroom space**, made possible through a generous anonymous donation. Additionally, **Melanie Workman** transitioned from the Next Step House to partner with Transformational Housing, where she continues to serve as a valued alumni and volunteer.

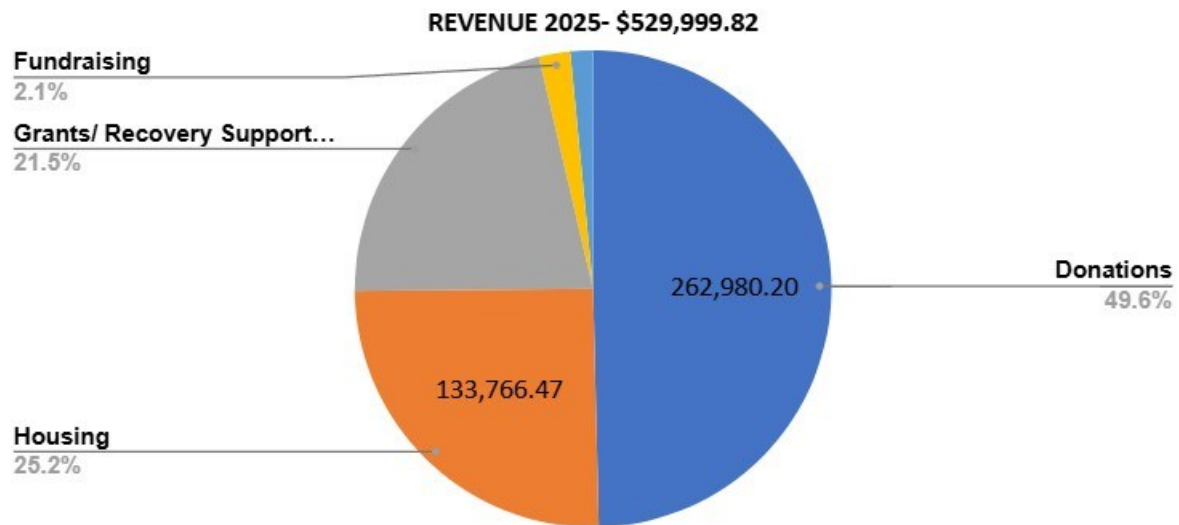
### EXPENSES 2025- \$590,152.82



#### 2025 Financial Expenses Overview

- In 2025, total organizational expenses reached **\$590,152.82**, reflecting a continued commitment to delivering high-impact, mission-driven services.
- The majority of expenditures—**39.5%**—were directed toward **Housing**, underscoring the organization’s dedication to providing safe, stable, and supportive living environments. **Recovery services** comprised **28.9%** of the budget, highlighting the central role of programming, resources, and care that foster long-term healing and personal transformation.
- **Management and General expenses** accounted for **20.5%**, representing the necessary infrastructure and administrative support required to sustain effective operations and ensure organizational accountability.
- An additional **10.4%** was invested in **Next Steps programming**, equipping individuals with the tools, guidance, and support needed to transition into independent, stable living.
- Notably, only **0.6%** of expenses were allocated to **Fundraising**, and **0.1%** to **Mentorship**, demonstrating a strong commitment to operational efficiency and the prioritization of direct service delivery.

Overall, this financial distribution reflects a disciplined stewardship of resources, with the overwhelming majority of funds directly advancing the organization’s mission to provide housing, recovery support, and pathways to lasting independence.



### 2025 Financial Revenue Overview

- In 2025, total revenue reached **\$529,999.82**, reflecting the strong and diverse support base that sustains the organization’s mission.
- Nearly half of all revenue—**49.6%**—was generated through **Donations**, totaling **\$262,980.20**. This significant portion highlights the generosity and continued commitment of individual donors and community supporters who believe in the life-changing work being done.
- **Housing-related income** contributed **25.2%** (**\$133,766.47**) of total revenue, demonstrating the role of program-related income in supporting operational sustainability while serving residents.
- **Grants and Recovery Support funding** accounted for **21.5%**, providing essential financial backing from institutional partners and recovery-focused resources that strengthen program delivery.
- A smaller portion, **2.1%**, came from **Fundraising efforts**, reflecting targeted events and campaigns that both raise awareness and contribute financially to the mission.

Overall, the 2025 revenue composition reflects a healthy balance of community generosity, program income, and institutional support. This diversified funding structure enables the organization to remain stable, responsive, and focused on delivering impactful housing and recovery services.