

Graham County---2016 Occupational Employment & Hourly Wage Estimates

Occ. Code	Occupational Title	Mean Wage	10th Percentile Wage	25th Percentile Wage	Median Wage	75th Percentile Wage	90th Percentile Wage	Rounded Employment
0	Total, All Occupations	\$ 20.87	\$ 9.00	\$ 11.07	\$ 17.59	\$ 26.17	\$ 37.56	7,810
110000	Management Occupations	\$ 40.94	\$ 21.06	\$ 27.59	\$ 37.48	\$ 49.58	\$ 67.37	310
111021	General and Operations Managers	\$ 35.64	\$ 18.74	\$ 23.58	\$ 31.59	\$ 43.73	\$ 56.68	60
119032	Education Administrators, Elementary and Secondary School	*	*	*	*	*	*	40
119111	Medical and Health Services Managers	\$ 47.60	\$ 31.90	\$ 40.89	\$ 46.71	\$ 56.17	\$ 70.89	*
130000	Business and Financial Operations Occupations	\$ 28.07	\$ 10.58	\$ 17.59	\$ 27.71	\$ 37.04	\$ 46.62	250
131071	Human Resources Specialists	\$ 30.20	\$ 20.31	\$ 25.70	\$ 29.97	\$ 36.57	\$ 42.26	30
132011	Accountants and Auditors	\$ 32.85	\$ 20.07	\$ 23.15	\$ 30.82	\$ 41.36	\$ 50.77	90
150000	Computer and Mathematical Occupations	\$ 27.81	\$ 15.54	\$ 18.77	\$ 25.91	\$ 33.62	\$ 45.19	90
151151	Computer User Support Specialists	\$ 18.04	\$ 13.41	\$ 15.06	\$ 17.11	\$ 19.08	\$ 25.15	30
170000	Architecture and Engineering Occupations	\$ 35.19	\$ 19.14	\$ 26.27	\$ 35.00	\$ 44.26	\$ 51.40	70
190000	Life, Physical, and Social Science Occupations	\$ 27.91	\$ 13.89	\$ 20.21	\$ 27.62	\$ 34.35	\$ 39.08	90
210000	Community and Social Service Occupations	\$ 15.93	\$ 8.50	\$ 8.99	\$ 12.03	\$ 19.72	\$ 28.17	160
250000	Education, Training, and Library Occupations	\$ 26.48	\$ 10.87	\$ 15.85	\$ 21.69	\$ 34.22	\$ 49.27	1,240
270000	Arts, Design, Entertainment, Sports, and Media Occupations	\$ 30.36	\$ 9.57	\$ 19.19	\$ 33.14	\$ 40.82	\$ 46.96	30
290000	Healthcare Practitioners and Technical Occupations	\$ 31.00	\$ 13.68	\$ 19.97	\$ 27.33	\$ 36.53	\$ 50.83	450
291123	Physical Therapists	\$ 35.66	\$ 19.99	\$ 21.45	\$ 23.89	\$ 42.30	\$ 52.43	*
291141	Registered Nurses	\$ 32.55	\$ 22.70	\$ 26.60	\$ 31.63	\$ 37.12	\$ 43.88	*
292052	Pharmacy Technicians	\$ 16.06	\$ 10.92	\$ 13.22	\$ 16.11	\$ 18.68	\$ 22.01	90
310000	Healthcare Support Occupations	\$ 13.49	\$ 8.89	\$ 10.03	\$ 12.87	\$ 15.46	\$ 19.73	160
330000	Protective Service Occupations	\$ 21.13	\$ 15.15	\$ 17.06	\$ 20.21	\$ 23.98	\$ 29.13	530
331011	First-Line Supervisors of Correctional Officers	\$ 25.65	\$ 19.71	\$ 21.29	\$ 23.91	\$ 30.31	\$ 34.20	60
333012	Correctional Officers and Jailers	\$ 20.21	\$ 15.95	\$ 17.21	\$ 19.25	\$ 23.10	\$ 26.28	310
333051	Police and Sheriff's Patrol Officers	\$ 22.82	\$ 9.58	\$ 20.02	\$ 24.33	\$ 27.60	\$ 29.91	40
350000	Food Preparation and Serving Related Occupations	\$ 10.49	\$ 8.46	\$ 8.75	\$ 9.23	\$ 10.41	\$ 12.74	470
351012	First-Line Supervisors of Food Preparation and Serving Workers	\$ 15.05	\$ 9.10	\$ 10.27	\$ 12.05	\$ 19.33	\$ 24.71	40
353021	Combined Food Preparation and Serving Workers, Including Fast Food	\$ 9.30	\$ 8.45	\$ 8.68	\$ 9.05	\$ 9.42	\$ 9.70	170
359021	Dishwashers	\$ 8.81	\$ 8.34	\$ 8.52	\$ 8.83	\$ 9.13	\$ 9.32	30
370000	Building and Grounds Cleaning and Maintenance Occupations	\$ 11.20	\$ 8.50	\$ 8.84	\$ 9.40	\$ 13.34	\$ 16.24	250
372011	Janitors and Cleaners, Except Maids and Housekeeping Cleaners	\$ 12.97	\$ 8.79	\$ 9.76	\$ 12.93	\$ 15.18	\$ 17.48	90
390000	Personal Care and Service Occupations	\$ 13.56	\$ 8.52	\$ 8.87	\$ 9.45	\$ 13.16	\$ 29.32	50
410000	Sales and Related Occupations	\$ 15.30	\$ 8.69	\$ 9.32	\$ 11.69	\$ 17.33	\$ 28.33	640
412011	Cashiers	\$ 10.53	\$ 8.51	\$ 8.86	\$ 9.46	\$ 12.37	\$ 14.10	170
412031	Retail Salespersons	\$ 12.97	\$ 8.65	\$ 9.18	\$ 10.53	\$ 12.39	\$ 19.20	230
413099	Sales Representatives, Services, All Other	\$ 29.32	\$ 16.68	\$ 20.06	\$ 26.04	\$ 35.71	\$ 40.08	40
414012	Sales Representatives, Wholesale and Manufacturing, Except Technical and Scientific Products	\$ 22.57	\$ 13.51	\$ 15.40	\$ 22.57	\$ 26.84	\$ 33.23	50
430000	Office and Administrative Support Occupations	\$ 14.75	\$ 9.04	\$ 10.39	\$ 12.96	\$ 17.83	\$ 23.79	1,070
431011	First-Line Supervisors of Office and Administrative Support Workers	\$ 18.60	\$ 10.93	\$ 13.05	\$ 17.11	\$ 22.27	\$ 27.97	60
433031	Bookkeeping, Accounting, and Auditing Clerks	\$ 14.57	\$ 8.48	\$ 9.12	\$ 13.88	\$ 19.50	\$ 22.92	70
434051	Customer Service Representatives	\$ 13.76	\$ 9.21	\$ 10.69	\$ 13.53	\$ 16.67	\$ 18.69	50

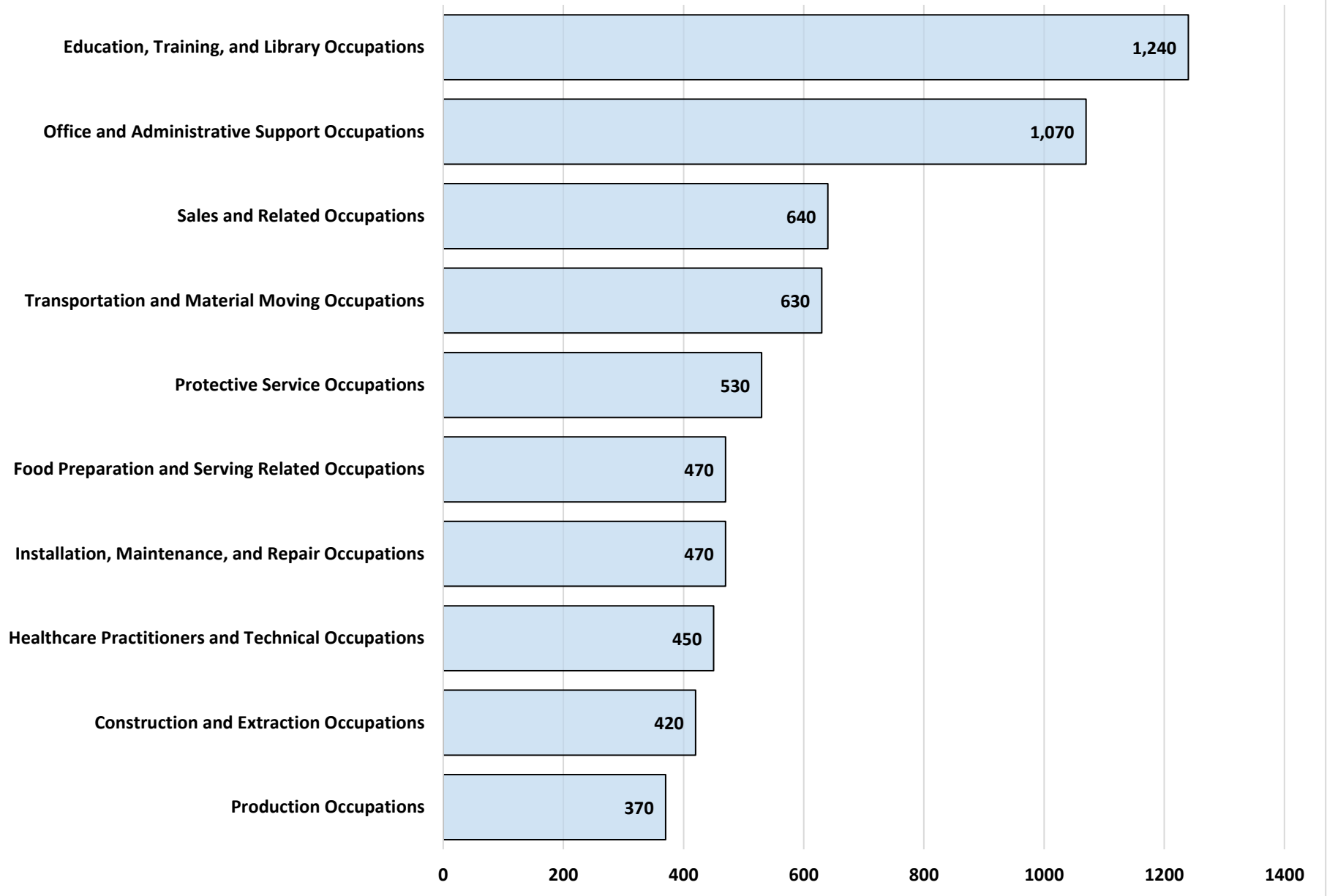
434151	Order Clerks	\$ 11.36	\$ 9.88	\$ 10.34	\$ 11.11	\$ 11.88	\$ 12.34	*	
434171	Receptionists and Information Clerks	\$ 11.41	\$ 9.00	\$ 9.79	\$ 11.06	\$ 12.96	\$ 14.71		30
435071	Shipping, Receiving, and Traffic Clerks	\$ 16.91	\$ 10.29	\$ 11.09	\$ 15.48	\$ 24.45	\$ 26.44		30
435081	Stock Clerks and Order Fillers	\$ 11.56	\$ 8.62	\$ 9.07	\$ 10.10	\$ 12.17	\$ 15.73		140
436013	Medical Secretaries	\$ 14.66	\$ 11.00	\$ 12.58	\$ 14.20	\$ 16.43	\$ 19.26	*	
436014	Secretaries and Administrative Assistants, Except Legal, Medical, and Executive	\$ 14.97	\$ 9.93	\$ 11.61	\$ 13.92	\$ 17.29	\$ 23.30		170
439061	Office Clerks, General	\$ 13.98	\$ 8.96	\$ 10.16	\$ 12.10	\$ 16.73	\$ 22.71		220
450000	Farming, Fishing, and Forestry Occupations	\$ 12.01	\$ 8.55	\$ 8.94	\$ 9.60	\$ 16.10	\$ 18.17		30
470000	Construction and Extraction Occupations	\$ 21.78	\$ 13.98	\$ 16.86	\$ 20.96	\$ 26.07	\$ 31.32		420
471011	Supervisors of Construction and Extraction Workers	\$ 26.11	\$ 17.20	\$ 20.60	\$ 26.33	\$ 30.42	\$ 35.63		100
472073	Operating Engineers and Other Construction Equipment Operators	\$ 19.89	\$ 11.31	\$ 16.37	\$ 21.13	\$ 23.78	\$ 26.51	*	
472152	Plumbers, Pipefitters, and Steamfitters	\$ 19.90	\$ 11.99	\$ 16.97	\$ 20.19	\$ 23.29	\$ 26.54		50
490000	Installation, Maintenance, and Repair Occupations	\$ 20.76	\$ 10.96	\$ 15.54	\$ 20.54	\$ 25.33	\$ 30.83		470
491011	First-Line Supervisors of Mechanics, Installers, and Repairers	\$ 29.47	\$ 20.34	\$ 22.70	\$ 31.11	\$ 34.47	\$ 38.89		40
493023	Automotive Service Technicians and Mechanics	\$ 18.36	\$ 10.44	\$ 13.31	\$ 17.47	\$ 22.80	\$ 28.10		40
493042	Mobile Heavy Equipment Mechanics, Except Engines	\$ 24.09	\$ 19.97	\$ 21.37	\$ 23.69	\$ 27.30	\$ 29.64		80
499071	Maintenance and Repair Workers, General	\$ 14.86	\$ 9.89	\$ 11.10	\$ 14.67	\$ 18.06	\$ 21.27		120
510000	Production Occupations	\$ 19.87	\$ 8.92	\$ 10.68	\$ 18.70	\$ 26.70	\$ 32.00		370
511011	First-Line Supervisors of Production and Operating Workers	\$ 30.80	\$ 16.52	\$ 18.55	\$ 31.04	\$ 40.39	\$ 46.36		60
514121	Welders, Cutters, Solderers, and Brazers	\$ 27.21	\$ 21.91	\$ 25.77	\$ 27.89	\$ 30.02	\$ 31.35		50
530000	Transportation and Material Moving Occupations	\$ 16.51	\$ 8.86	\$ 9.88	\$ 14.15	\$ 19.97	\$ 29.40		630
531021	First-Line Supervisors of Helpers, Laborers, and Material Movers, Hand	\$ 23.44	\$ 10.54	\$ 17.31	\$ 25.75	\$ 29.14	\$ 31.67	*	
533032	Heavy and Tractor-Trailer Truck Drivers	\$ 19.75	\$ 13.25	\$ 16.39	\$ 18.62	\$ 23.21	\$ 28.52	*	
533033	Light Truck or Delivery Services Drivers	\$ 24.15	\$ 9.03	\$ 11.10	\$ 23.35	\$ 36.61	\$ 39.27		70
537061	Cleaners of Vehicles and Equipment	\$ 10.31	\$ 8.50	\$ 9.13	\$ 10.24	\$ 11.34	\$ 12.67	*	
537062	Laborers and Freight, Stock, and Material Movers, Hand	\$ 11.10	\$ 8.58	\$ 9.01	\$ 9.89	\$ 12.18	\$ 15.61		190
537081	Refuse and Recyclable Material Collectors	\$ 19.34	\$ 16.16	\$ 17.15	\$ 18.78	\$ 21.38	\$ 23.95		40

Graham County---2016 Occupational Employment & Annual Wage Estimates

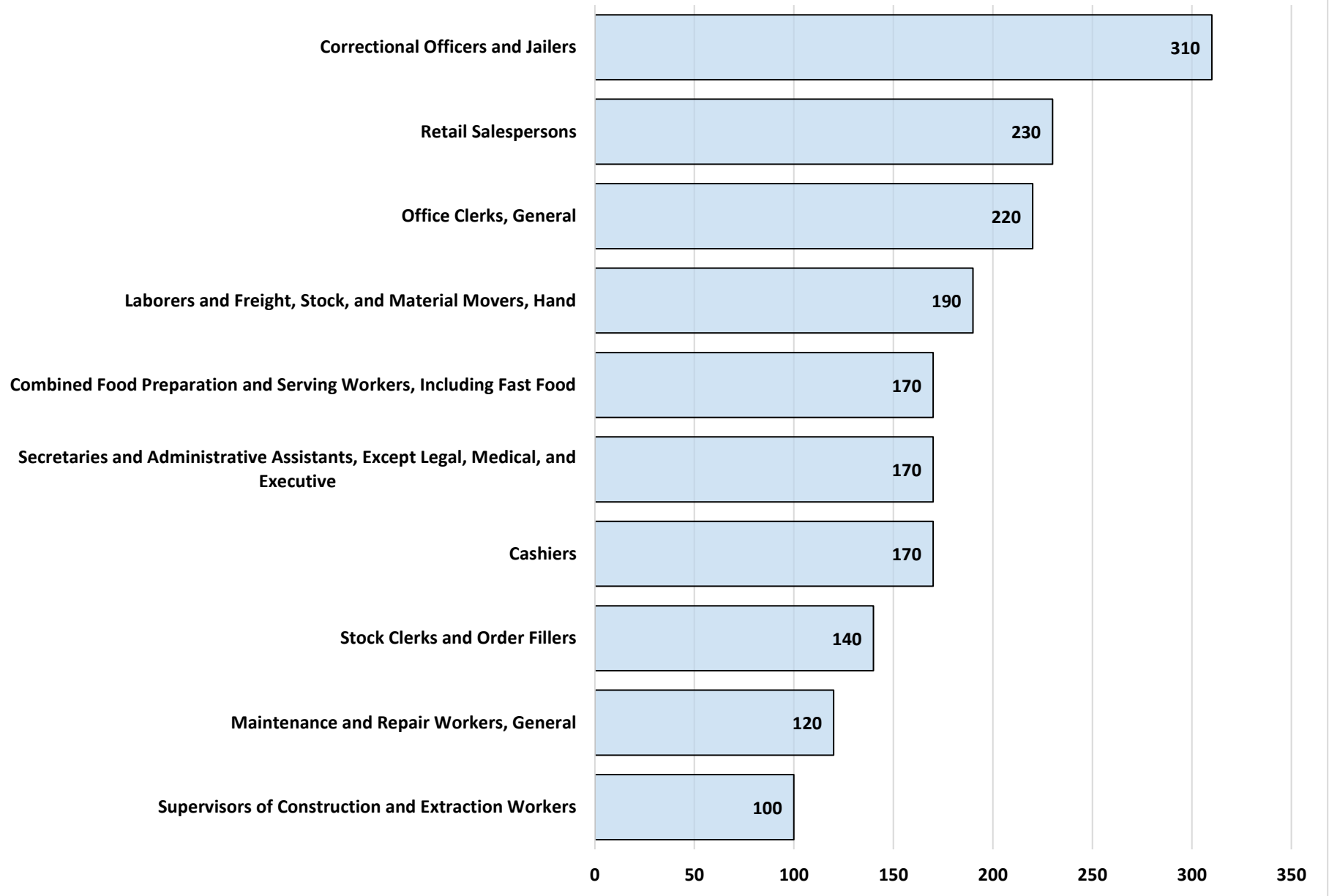
Occ. Code	Occupational Title	Mean Wage	10th Percentile Wage	25th Percentile Wage	Median Wage	75th Percentile Wage	90th Percentile Wage	Rounded Employment
0	Total, All Occupations	\$ 43,419	\$ 18,722	\$ 23,030	\$ 36,589	\$ 54,434	\$ 78,119	7,810
110000	Management Occupations	\$ 85,154	\$ 43,801	\$ 57,391	\$ 77,957	\$ 103,117	\$ 140,131	310
111021	General and Operations Managers	\$ 74,131	\$ 38,985	\$ 49,051	\$ 65,716	\$ 90,964	\$ 117,900	60
119032	Education Administrators, Elementary and Secondary School	\$ 91,006	\$ 50,161	\$ 57,997	\$ 75,384	\$ 98,284	\$ 182,108	40
119111	Medical and Health Services Managers	\$ 99,017	\$ 66,355	\$ 85,048	\$ 97,162	\$ 116,837	\$ 147,454	*
130000	Business and Financial Operations Occupations	\$ 58,376	\$ 21,998	\$ 36,590	\$ 57,645	\$ 77,047	\$ 96,966	250
131071	Human Resources Specialists	\$ 62,815	\$ 42,245	\$ 53,449	\$ 62,330	\$ 76,069	\$ 87,907	30
132011	Accountants and Auditors	\$ 68,330	\$ 41,744	\$ 48,152	\$ 64,110	\$ 86,025	\$ 105,601	90
150000	Computer and Mathematical Occupations	\$ 57,850	\$ 32,319	\$ 39,047	\$ 53,899	\$ 69,937	\$ 93,986	90
151151	Computer User Support Specialists	\$ 37,513	\$ 27,899	\$ 31,321	\$ 35,593	\$ 39,692	\$ 52,306	30
170000	Architecture and Engineering Occupations	\$ 73,196	\$ 39,801	\$ 54,633	\$ 72,804	\$ 92,054	\$ 106,912	70
190000	Life, Physical, and Social Science Occupations	\$ 58,055	\$ 28,884	\$ 42,046	\$ 57,455	\$ 71,447	\$ 81,290	90
210000	Community and Social Service Occupations	\$ 33,126	\$ 17,680	\$ 18,695	\$ 25,026	\$ 41,020	\$ 58,594	160
250000	Education, Training, and Library Occupations	\$ 55,075	\$ 22,616	\$ 32,960	\$ 45,122	\$ 71,178	\$ 102,486	1,240
270000	Arts, Design, Entertainment, Sports, and Media Occupations	\$ 63,156	\$ 19,906	\$ 39,918	\$ 68,933	\$ 84,903	\$ 97,683	30
290000	Healthcare Practitioners and Technical Occupations	\$ 64,477	\$ 28,461	\$ 41,548	\$ 56,842	\$ 75,977	\$ 105,732	450
291123	Physical Therapists	\$ 74,172	\$ 41,572	\$ 44,615	\$ 49,688	\$ 87,978	\$ 109,051	*
291141	Registered Nurses	\$ 67,704	\$ 47,214	\$ 55,334	\$ 65,800	\$ 77,216	\$ 91,266	*
292052	Pharmacy Technicians	\$ 33,409	\$ 22,706	\$ 27,504	\$ 33,507	\$ 38,844	\$ 45,787	90
310000	Healthcare Support Occupations	\$ 28,068	\$ 18,485	\$ 20,865	\$ 26,770	\$ 32,149	\$ 41,030	160
330000	Protective Service Occupations	\$ 43,953	\$ 31,521	\$ 35,481	\$ 42,033	\$ 49,873	\$ 60,584	530
331011	First-Line Supervisors of Correctional Officers	\$ 53,351	\$ 41,002	\$ 44,279	\$ 49,732	\$ 63,040	\$ 71,142	60
333012	Correctional Officers and Jailers	\$ 42,031	\$ 33,169	\$ 35,807	\$ 40,042	\$ 48,043	\$ 54,669	310
333051	Police and Sheriff's Patrol Officers	\$ 47,473	\$ 19,927	\$ 41,645	\$ 50,608	\$ 57,408	\$ 62,211	40
350000	Food Preparation and Serving Related Occupations	\$ 21,810	\$ 17,595	\$ 18,197	\$ 19,200	\$ 21,646	\$ 26,502	470
351012	First-Line Supervisors of Food Preparation and Serving Workers	\$ 31,307	\$ 18,918	\$ 21,361	\$ 25,058	\$ 40,207	\$ 51,393	40
353021	Combined Food Preparation and Serving Workers, Including Fast Food	\$ 19,351	\$ 17,578	\$ 18,045	\$ 18,823	\$ 19,601	\$ 20,179	170
359021	Dishwashers	\$ 18,315	\$ 17,337	\$ 17,720	\$ 18,359	\$ 18,998	\$ 19,381	30
370000	Building and Grounds Cleaning and Maintenance Occupations	\$ 23,305	\$ 17,682	\$ 18,378	\$ 19,552	\$ 27,752	\$ 33,779	250
372011	Janitors and Cleaners, Except Maids and Housekeeping Cleaners	\$ 26,976	\$ 18,287	\$ 20,310	\$ 26,904	\$ 31,566	\$ 36,354	90
390000	Personal Care and Service Occupations	\$ 28,211	\$ 17,725	\$ 18,450	\$ 19,657	\$ 27,370	\$ 60,977	50
410000	Sales and Related Occupations	\$ 31,833	\$ 18,080	\$ 19,386	\$ 24,320	\$ 36,040	\$ 58,930	640
412011	Cashiers	\$ 21,909	\$ 17,693	\$ 18,419	\$ 19,675	\$ 25,722	\$ 29,319	170
412031	Retail Salespersons	\$ 26,980	\$ 18,002	\$ 19,103	\$ 21,893	\$ 25,762	\$ 39,933	230
413099	Sales Representatives, Services, All Other	\$ 60,976	\$ 34,699	\$ 41,716	\$ 54,169	\$ 74,276	\$ 83,360	40
414012	Sales Representatives, Wholesale and Manufacturing, Except Technical and Scientific Products	\$ 46,936	\$ 28,096	\$ 32,028	\$ 46,953	\$ 55,824	\$ 69,115	50
430000	Office and Administrative Support Occupations	\$ 30,676	\$ 18,809	\$ 21,614	\$ 26,955	\$ 37,096	\$ 49,486	1,070
431011	First-Line Supervisors of Office and Administrative Support Workers	\$ 38,680	\$ 22,736	\$ 27,148	\$ 35,583	\$ 46,313	\$ 58,173	60
433031	Bookkeeping, Accounting, and Auditing Clerks	\$ 30,306	\$ 17,640	\$ 18,965	\$ 28,873	\$ 40,556	\$ 47,671	70
434051	Customer Service Representatives	\$ 28,625	\$ 19,151	\$ 22,231	\$ 28,134	\$ 34,668	\$ 38,875	50
434151	Order Clerks	\$ 23,619	\$ 20,547	\$ 21,506	\$ 23,104	\$ 24,702	\$ 25,661	*
434171	Receptionists and Information Clerks	\$ 23,728	\$ 18,721	\$ 20,354	\$ 23,012	\$ 26,957	\$ 30,605	30
435071	Shipping, Receiving, and Traffic Clerks	\$ 35,177	\$ 21,414	\$ 23,067	\$ 32,203	\$ 50,849	\$ 54,987	30

435081 Stock Clerks and Order Fillers	\$ 24,054	\$ 17,925	\$ 18,869	\$ 21,005	\$ 25,318	\$ 32,717	140
436013 Medical Secretaries	\$ 30,502	\$ 22,881	\$ 26,167	\$ 29,543	\$ 34,165	\$ 40,071	*
436014 Secretaries and Administrative Assistants, Except Legal, Medical, and Executive	\$ 31,131	\$ 20,664	\$ 24,140	\$ 28,951	\$ 35,965	\$ 48,472	170
439061 Office Clerks, General	\$ 29,073	\$ 18,632	\$ 21,133	\$ 25,163	\$ 34,807	\$ 47,240	220
450000 Farming, Fishing, and Forestry Occupations	\$ 24,977	\$ 17,785	\$ 18,602	\$ 19,965	\$ 33,482	\$ 37,791	30
470000 Construction and Extraction Occupations	\$ 45,312	\$ 29,074	\$ 35,076	\$ 43,587	\$ 54,221	\$ 65,139	420
471011 Supervisors of Construction and Extraction Workers	\$ 54,299	\$ 35,774	\$ 42,856	\$ 54,772	\$ 63,273	\$ 74,118	100
472073 Operating Engineers and Other Construction Equipment Operators	\$ 41,373	\$ 23,523	\$ 34,040	\$ 43,953	\$ 49,467	\$ 55,149	*
472152 Plumbers, Pipefitters, and Steamfitters	\$ 41,399	\$ 24,938	\$ 35,304	\$ 41,995	\$ 48,445	\$ 55,198	50
490000 Installation, Maintenance, and Repair Occupations	\$ 43,171	\$ 22,801	\$ 32,320	\$ 42,725	\$ 52,683	\$ 64,135	470
491011 First-Line Supervisors of Mechanics, Installers, and Repairers	\$ 61,290	\$ 42,309	\$ 47,206	\$ 64,710	\$ 71,704	\$ 80,897	40
493023 Automotive Service Technicians and Mechanics	\$ 38,180	\$ 21,716	\$ 27,694	\$ 36,339	\$ 47,422	\$ 58,449	40
493042 Mobile Heavy Equipment Mechanics, Except Engines	\$ 50,100	\$ 41,537	\$ 44,442	\$ 49,283	\$ 56,788	\$ 61,645	80
499071 Maintenance and Repair Workers, General	\$ 30,900	\$ 20,564	\$ 23,093	\$ 30,510	\$ 37,573	\$ 44,245	120
510000 Production Occupations	\$ 41,323	\$ 18,557	\$ 22,211	\$ 38,904	\$ 55,542	\$ 66,559	370
511011 First-Line Supervisors of Production and Operating Workers	\$ 64,071	\$ 34,364	\$ 38,591	\$ 64,560	\$ 84,002	\$ 96,429	60
514121 Welders, Cutters, Solderers, and Brazers	\$ 56,593	\$ 45,563	\$ 53,604	\$ 58,021	\$ 62,438	\$ 65,200	50
530000 Transportation and Material Moving Occupations	\$ 34,341	\$ 18,428	\$ 20,556	\$ 29,428	\$ 41,542	\$ 61,154	630
531021 First-Line Supervisors of Helpers, Laborers, and Material Movers, Hand	\$ 48,754	\$ 21,930	\$ 36,002	\$ 53,558	\$ 60,621	\$ 65,869	*
533032 Heavy and Tractor-Trailer Truck Drivers	\$ 41,075	\$ 27,567	\$ 34,086	\$ 38,728	\$ 48,269	\$ 59,332	*
533033 Light Truck or Delivery Services Drivers	\$ 50,228	\$ 18,777	\$ 23,093	\$ 48,564	\$ 76,139	\$ 81,680	70
537061 Cleaners of Vehicles and Equipment	\$ 21,444	\$ 17,672	\$ 18,987	\$ 21,290	\$ 23,585	\$ 26,350	*
537062 Laborers and Freight, Stock, and Material Movers, Hand	\$ 23,092	\$ 17,844	\$ 18,731	\$ 20,570	\$ 25,336	\$ 32,467	190
537081 Refuse and Recyclable Material Collectors	\$ 40,224	\$ 33,621	\$ 35,664	\$ 39,069	\$ 44,461	\$ 49,818	40

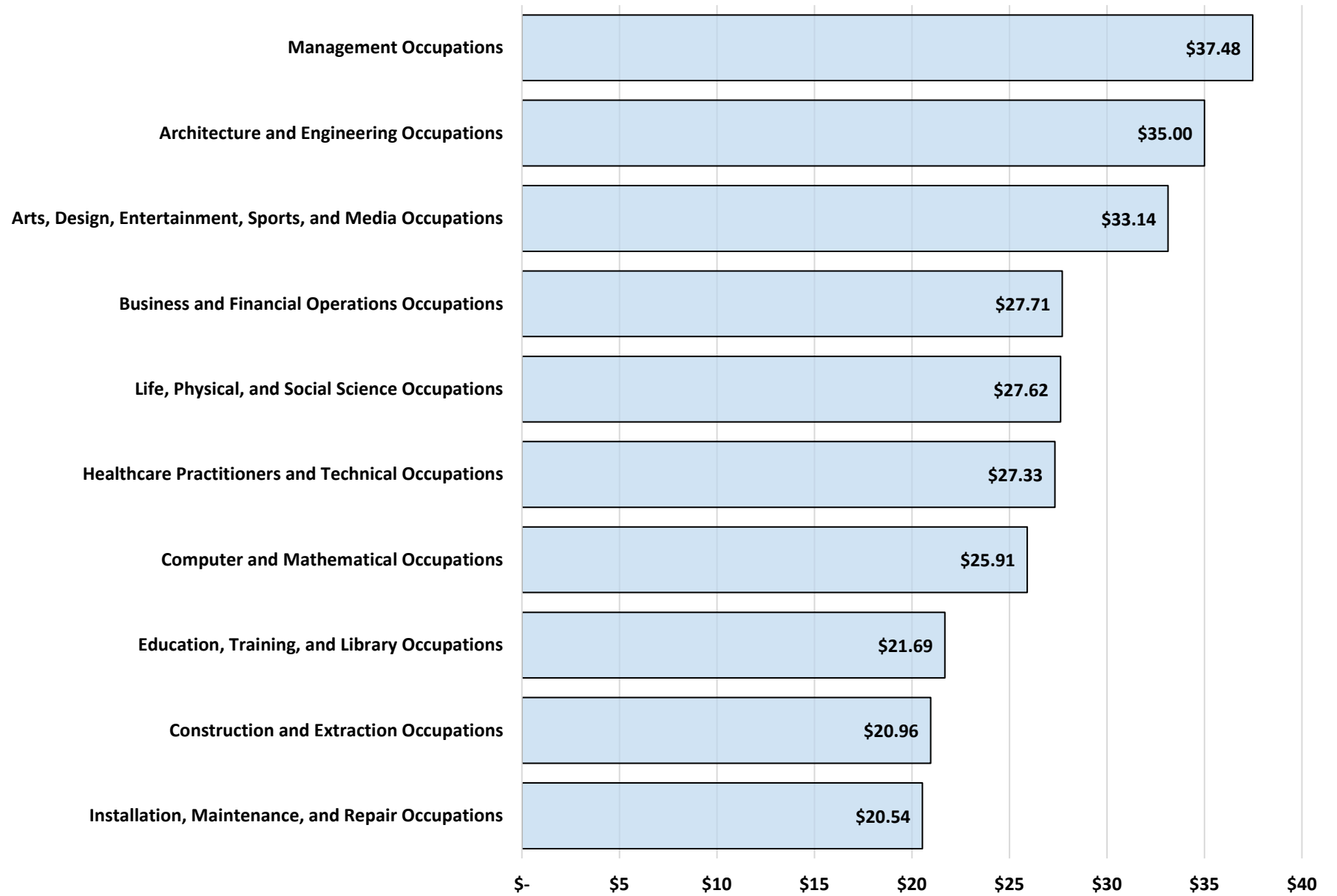
Top 10 Largest Major Occupations in Graham County



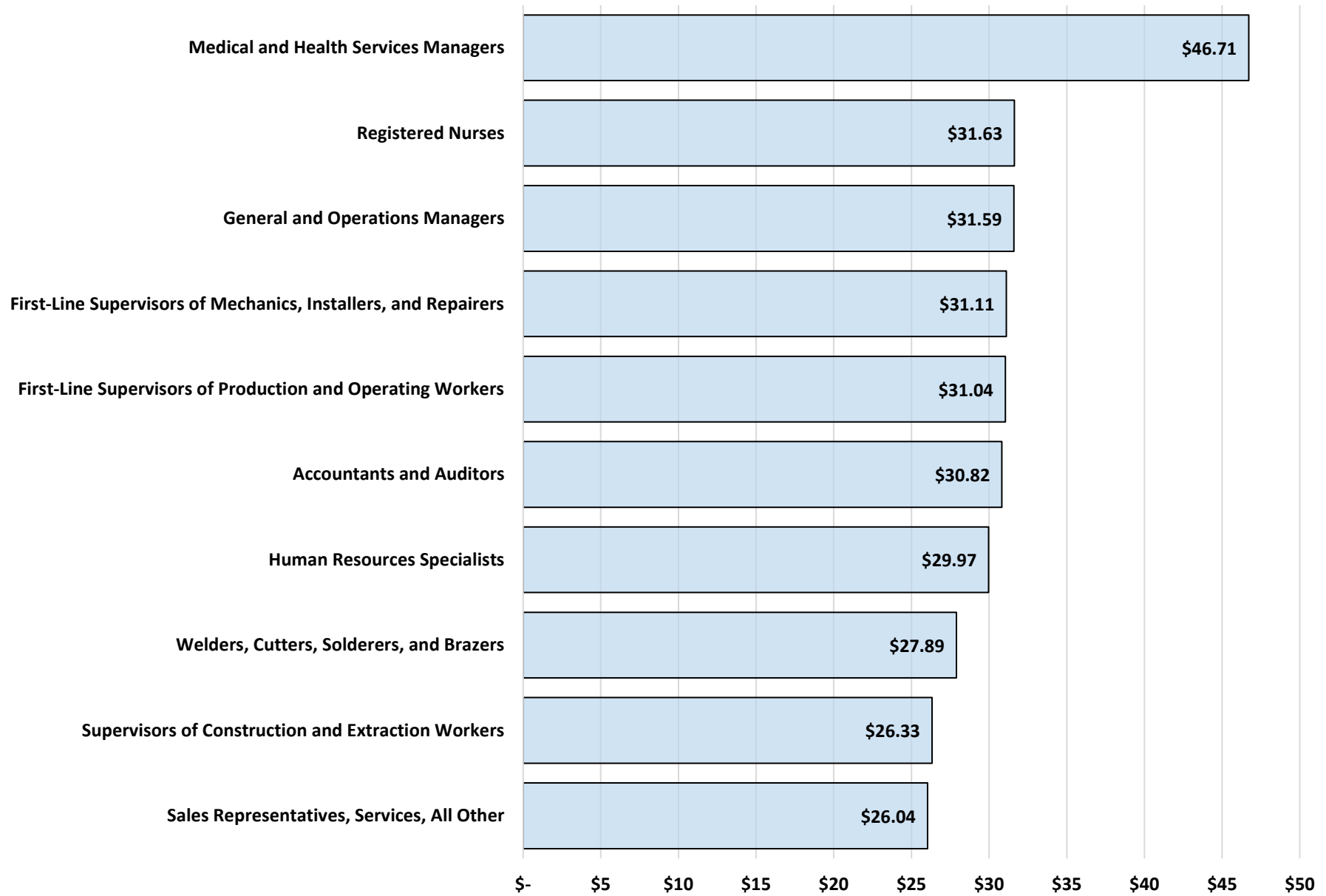
Top 10 Largest Minor Occupations in Graham County



Graham County Top 10 Hourly Earnings by Major Occupation



Graham County Top 10 Hourly Earnings by Minor Occupation



Graham County Top 10 Hourly Earnings by Major Occupation Group	
Management Occupations	\$ 37.48
Architecture and Engineering Occupations	\$ 35.00
Arts, Design, Entertainment, Sports, and Media Occupations	\$ 33.14
Business and Financial Operations Occupations	\$ 27.71
Life, Physical, and Social Science Occupations	\$ 27.62
Healthcare Practitioners and Technical Occupations	\$ 27.33
Computer and Mathematical Occupations	\$ 25.91
Education, Training, and Library Occupations	\$ 21.69
Construction and Extraction Occupations	\$ 20.96
Installation, Maintenance, and Repair Occupations	\$ 20.54

Top 10 Largest Major Occupation Groups in Graham County	
Education, Training, and Library Occupations	1,240
Office and Administrative Support Occupations	1,070
Sales and Related Occupations	640
Transportation and Material Moving Occupations	630
Protective Service Occupations	530
Food Preparation and Serving Related Occupations	470
Installation, Maintenance, and Repair Occupations	470
Healthcare Practitioners and Technical Occupations	450
Construction and Extraction Occupations	420
Production Occupations	370

Graham County Top 10 Hourly Earnings by Minor Occupation Group	
Medical and Health Services Managers	\$ 46.71
Registered Nurses	\$ 31.63
General and Operations Managers	\$ 31.59
First-Line Supervisors of Mechanics, Installers, and Repairers	\$ 31.11
First-Line Supervisors of Production and Operating Workers	\$ 31.04
Accountants and Auditors	\$ 30.82
Human Resources Specialists	\$ 29.97
Welders, Cutters, Solderers, and Brazers	\$ 27.89
Supervisors of Construction and Extraction Workers	\$ 26.33
Sales Representatives, Services, All Other	\$ 26.04

Top 10 Largest Major Occupation Groups in Graham County	
Correctional Officers and Jailers	310
Retail Salespersons	230
Office Clerks, General	220
Laborers and Freight, Stock, and Material Movers, Hand	190
Cashiers	170
Secretaries and Administrative Assistants, Except Legal, Medical, and Executive	170
Combined Food Preparation and Serving Workers, Including Fast Food	170
Stock Clerks and Order Fillers	140
Maintenance and Repair Workers, General	120
Supervisors of Construction and Extraction Workers	100

* = indicates that an estimate is not available

Data based on responses from six semiannual panels over a 3-year period. See Technical Notes for additional information. http://www.bls.gov/oes/current/oes_tec.htm

Annual wages were calculated by multiplying hourly wages by 2,080 (52 weeks X 40 hours/week); for those occupations where there is no hourly wage, the annual wage was calculated directly from the survey data. Hourly wages for occupations where workers typically work fewer than 2,080 hours per year are not available.

Prepared by the Arizona Office of Economic Opportunity in cooperation with the U.S. Department of Labor, Bureau of Labor Statistics, June 2017