

Timeless
EVOLUTION



Timeless Evolution Inc

Specializing In Aesthetic Innovations

FRACTIONAL

CO2 LASER UNIT

Equipped with Newest USA RF Tube

FDA Registered Establishment

FRACTIONAL

CO2 LASER UNIT

Equipped with Newest USA RF Tube

Timeless
EVOLUTION 

About CO2 Fractional Laser

The gold standard in skin rejuvenation

CO2 fractional laser is a powerful laser skin resurfacing, used to improve the appearance of wrinkles, scars, and skin discoloration. The treatment involves using a laser to create tiny holes in the skin. This allows the CO2 laser to penetrate deeper into the skin than other lasers.

Why CO2 Laser?


- Diminish wrinkles and fine lines for a youthful appearance
- Reveal a more even skin tone with pigmentation reduced
- Deliver smoother skin texture to help smooth out acne scars
- Restore elasticity in the skin to take years off of your appearance
- One of the most effective advanced laser skin rejuvenation treatments





CO₂ LASER INDICATIONS

Surgical | Fractional | GYN



CO₂ Laser Surgery

CO₂ laser surgery procedures are FDA cleared for incision, excision, vaporization, ablation, and coagulation of soft tissue in medical specialties such as oral surgery, dentistry, plastic & reconstructive surgery, dermatology, ophthalmology, otorhinolaryngology, podiatry, gynecology, neurosurgery, urology, and general surgery.

Fractional Skin Resurfacing

- Raised birthmarks
- Moles
- Viral warts
- Rhinophyma
- Acne scarring
- Keloid and hypertrophic scars
- Skin ageing
- Facial lines and wrinkles
- Stretch marks
- Actinic keratosis
- Brown spots and freckles, lentigines, melasma)
- Pearly penile papules

Vulvovaginal Atrophy

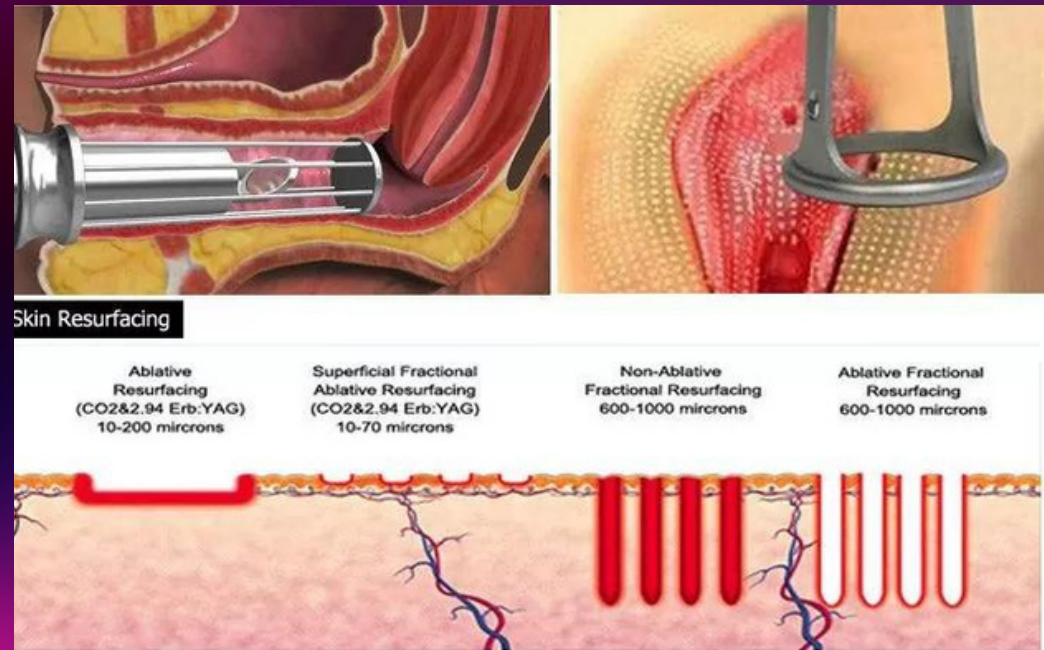

CO₂ laser is a non-surgical and non-hormonal laser therapy that stimulates collagen production inside and outside the vagina. This FDA-approved laser features vulvar/vaginal resurfacing capabilities that restore the vaginal lining and repair the wrinkling and descent of the labia.

Fractional Skin Resurfacing

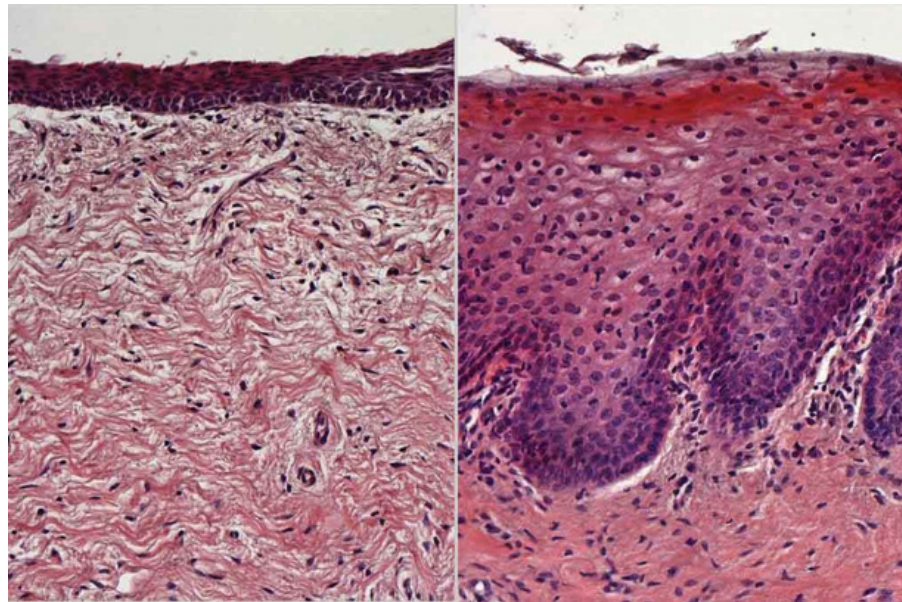


GYN

Vulvovaginal Application



Histological changes after treatment with the fractional CO₂ laser system in sow vaginal mucosa



HISTOLOGICAL RESULTS: 2 MONTHS AFTER 1 TREATMENT



Superficial depressed scar

- Point——24-45mj
- Enveil——35-62%
- Power——20-30w
- Duration——1.2-1.5ms
- Interval——5 - 8ms
- Distance——0.4-0.7ms
- Scanning——Normal
- Time——2-3 th



Facial treatment (69 cases)

- Point——12-22mj
- Enveil——31-41%
- Power——10-15w
- Duration——1.2-1.5ms
- Interval——5.8ms
- Distance——0.6-0.8ms
- Scanning——Normal
- Time——1th



Before&After



Before&After (35 days)

- Point——12-22mj
- Enveil——31-41%
- Power——10-15w
- Duration——1.2-1.5ms
- Interval——5.8ms
- Distance——0.6-0.8ms
- Scanning——Normal
- Time——1th



Deeper Acne

27 cases

- Point——30-50mj
- Enveil——50-83%
- Power——25-30w
- Duration——1.2-1.5ms
- Interval——5ms
- Distance——0.3-0.5ms
- Scanning——Normal
- Time——2 th





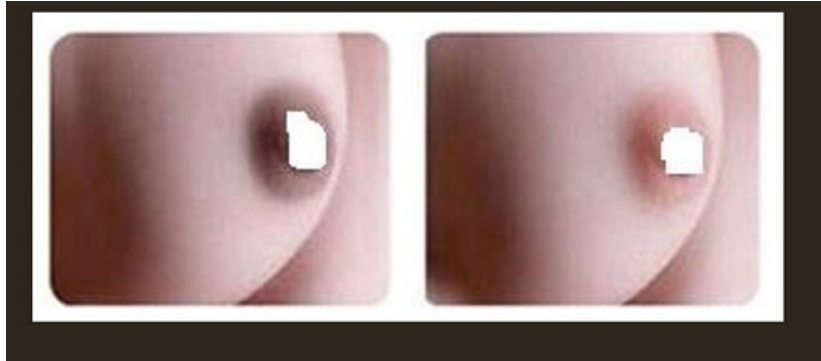
Acne removal

- Point——15-20mj
- Enveil——25-35%
- Power——15-20w
- Duration——1.0-1.5ms
- Interval——5-8ms
- Distance——0.4-0.8ms
- Scanning——Normal
- Time——1th

Unfractionated /cutting

- Power——22-28w
- Duration——1.5-1.8ms
- Interval——5ms
- Mode——Singl Mode





Areola flushing (17 cases)

- Point——35-50mj
- Enveil——50-80%
- Power——22-28w
- Duration——1.5-1.8ms
- Interval——5ms
- Distance——0.3-0.5ms
- Scanning——Normal
- Time——2th



Call (800) 595-1925 or email
info@timeless-evolution.com



Copyright © Timeless Evolution Inc. - All Rights Reserved.