

Switched Mode Power Supply

- Excellent Load & Line Regulation
- High Noise Immunity & Low Ripple
- No Load Power Consumption of less than 0.5W
- Overload & Short Circuit Protection
- High Efficiency of Operation
- Suitable for Temperatures upto 55°C
- Small Form Factor
- Peak Power Capacity
- Compact Design with DIN Mounting



Ordering Information

Cat. No.	Description
24AS244D6D	96W, 230V AC, 24 VDC / 4A, Switched Mode Power Supply (6M Size)
24AS126D6D	72W, 230V AC, 12 VDC / 6A, Switched Mode Power Supply (6M Size)
24BS24AD4E	60W, 110 - 240 VAC, 24 VDC / 2.5A, Switched Mode Power Supply (4M Size)
24BS241D2F	24W, 110 - 240 VAC, 24 VDC / 1A, Switched Mode Power Supply (2M Size)
24BS24BD1F	12W, 110 - 240 VAC, 24 VDC / 0.5A, Switched Mode Power Supply (1M Size)
24BS121D2F	12 W, 110 - 240 VAC, 12 VDC / 1.0A, Switched Mode Power Supply (2M Size)
24BS101D2F	10 W, 110 - 240 VAC, 10 VDC / 1.0A, Switched Mode Power Supply (2M Size)
24BS051D1F	5W, 110 - 240 VAC, 5 VDC / 1.0A, Switched Mode Power Supply (1M Size)

Switched Mode Power Supply



Cat. No.	24AS244D6D	24BS24AD4E	
Parameters			
Supply Voltage (⊕)	230 VAC	110-240V AC	
Supply Variation	-15% to 10%		
Frequency	50 Hz		
Power Consumption @ No Load	0.4W Max. @ 230 VAC		
AC Current	0.8A / 230 VAC	1.3A/115VAC & 0.7A/230VAC	
Efficiency	> 85%		
Inrush Current	Cold Start 50A / 230 VAC		
Leakage Current	< 0.2µA / 230 VAC		
Output	Voltage	24 VDC	
	Rated Current	4A	2.5A
	Current Range	0 - 4A	0 - 2.5A
	Rated Power	96W	60W
	Output Voltage Accuracy	± 1%	
	Line Regulation	1%	
	Load Regulation	1%	
	Ripple & Noise	150 mV (P-P)	
	Over Voltage Protection	26V ~ 33 V	26V ~ 38V
Over Load Capacity	168% of rated output (Max. 10s)	160% of rated output (Max. 10s)	
Continuous Open Circuit	Normal Operation		
Over Current Protection	Voltage Drop		
Continuous Short Circuit Protection	Auto Recovery after fault condition is removed		
Start Up Time	3s Max. (At minimum input voltage and rated load)		
Hold Up Time	30ms Min. (At minimum input voltage and rated load)		
Withstand Voltage	Input to Output 3 KV AC for 1 Minute, 5 mA		
LED Indications	Green LED: Output ON		
Operating Temperature	-10°C to + 55°C		
Storage Temperature	-25°C to + 85°C		
Enclosure	Flame Retardant UL94-V0		
Dimension (W x H x D) (in mm)	105 X 90 X 58	72 X 90 X 58	
Weight (unpacked) Approx.	105 g	260 g	
Mounting	Base / DIN Rail		
Certification			

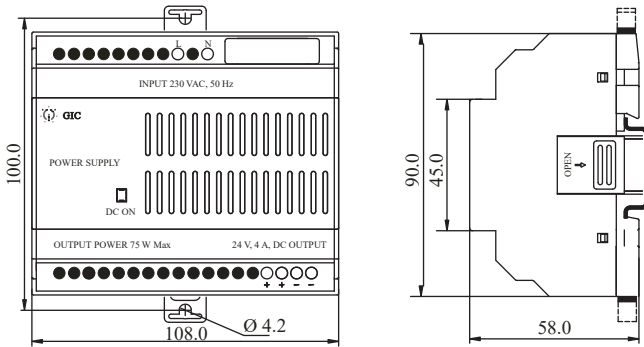
EMI / EMC

Harmonic Current Emissions	IEC 61000-3-2
ESD	IEC 61000-4-2
Radiated Susceptibility	IEC 61000-4-3
Electrical Fast Transients	IEC 61000-4-4
Surges	IEC 61000-4-5
Conducted Susceptibility	IEC 61000-4-6
Voltage Dips & Interruptions (AC)	IEC 61000-4-11
Conducted Emission	CISPR 14-1
Radiated Emission	CISPR 14-1

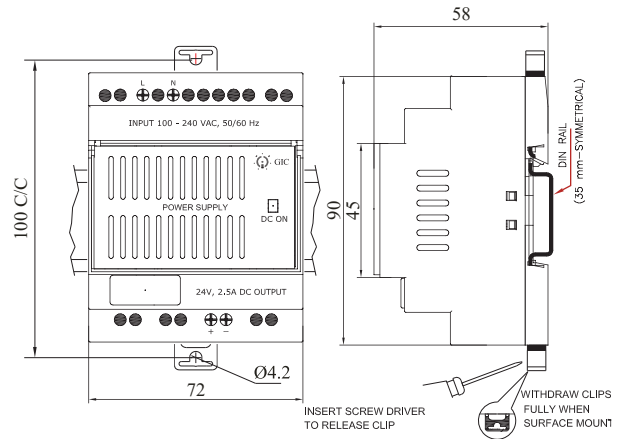
Switched Mode Power Supply



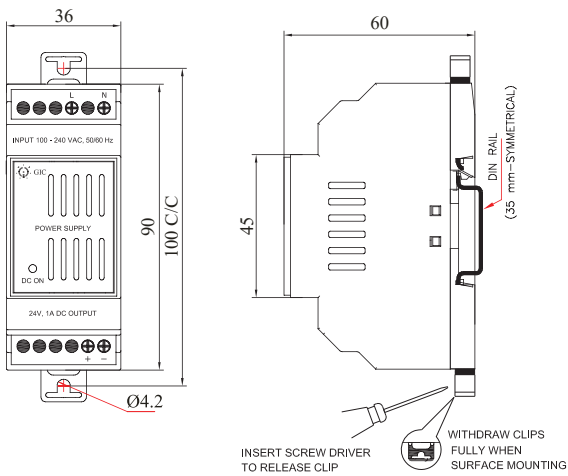
MOUNTING DIMENSIONS (mm)



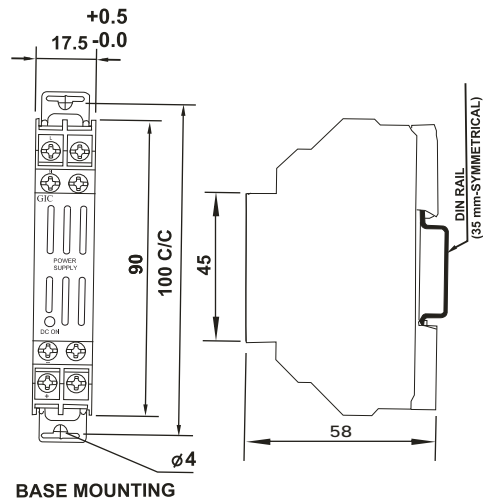
24AS244D6D, 24AS126D6D



24BS24AD4E



24BS241D2F, 24BS121D2F, 24BS101D2F



24BS24BD1F, 24BS051D1F

TERMINAL TORQUE & CAPACITY

	0.54 N.m (5 Lb.in)
	1 x 2.5 mm ² Solid Wire/Stranded
AWG	1 x 24 to 12

24AS244D6D, 24AS126D6D, 24BS24AD4E, 24BS241D2F, 24BS121D2F, 24BS101D2F

	0.7 N.m (6.2 Lb.in)
	2 x 2.5 mm ² Solid/Stranded Wire
AWG	24 x 10

24BS24BD1F, 24BS051D1F