



## ZQ 900-11

- 3 cable entries M 20 x 1.5
- Metal enclosure
- one-side operation / wire up to 75 m long
- Release push button
- Position indicator
- Robust design
- Large wiring compartment
- Twisting of towing eye not possible
- External watertight collar
- wire pull and breakage detection

## Data

### Ordering data

Product type description	ZQ 900-11
Article number (order number)	101184327
EAN (European Article Number)	4030661332741
eCl@ss number, Version 9.0	27-37-12-01
eCl@ss number, Version 11.0	27-37-12-01
ETIM number, version 7.0	EC002026
ETIM number, version 6.0	EC002026

### Approval - Standards

Certificates	TÜV EAC
--------------	------------

## General data

Standards	IEC/EN 60947-5-1 EN ISO 13850 IEC/EN 60947-5-5
Enclosure material	Zinc die-cast
Enclosure coating material	painted
Material of the contacts, electrical	Silver
Material of the cover	Glass-fibre, thermoplastic
Length of the wire, maximum	75 m
Gross weight	1,300 g

## General data - Features

Indicator lamp	No
Number of auxiliary contacts	1
Number of safety contacts	1

## Safety appraisal

Standards	EN ISO 13849-1
Mission Time	20 Year(s)

## Safety appraisal - Safety outputs

B <sub>10D</sub> Normally-closed contact (NC)	100,000 Operations
---	--------------------

## Mechanical data

Mechanical life, minimum	1,000,000 Operations
--------------------------	----------------------

## Mechanical data - Connection technique

Terminal Connector	Screw terminals M20 x 1.5
Cable section, minimum	0.75 mm <sup>2</sup>
Cable section, maximum	2.5 mm <sup>2</sup>
Note (Cable section)	All indications including the conductor ferrules.

## Mechanical data - Dimensions

Length of sensor	69.7 mm
Width of sensor	71.5 mm
Height of the Sensor, minimum	220.3 mm
Height of the Sensor, maximum	236.3 mm

## Ambient conditions

Degree of protection	IP65 to EN 60529 IP67 to EN 60529
Ambient temperature, minimum	-25 °C
Ambient temperature, maximum	+70 °C
Relative humidity, maximum	95 %

## Ambient conditions - Insulation value

Rated insulation voltage $U_i$	500 V
Rated impulse withstand voltage $U_{imp}$	6 kV

## Electrical data

Thermal test current	6 A
----------------------	-----

Utilisation category AC-15	230 VAC
Utilisation category AC-15	4 A
Utilisation category DC-13	24 VDC
Utilisation category DC-13	1 A
Switching element	NO contact, NC contact
Switching principle	Snap switch element

## Notes

Note (General)	<p>For lengths of over 10 m, intermediate wire supports must be installed every 3 to 5 m. Recommended cable lengths for pull-wire Emergency-Stop switches in relation to the range of ambient temperature.</p> <p>As the thimbles are subject to deformation in case of wire pull, the wire should be pulled several times after fitting. After that, the wire must be re-tensioned using the eyebolt or the tensioner.</p> <p>The screwed G24-M20 indicator lamp must be ordered separately, see accessories.</p>
----------------	--

## Ordering code

Product type description:  
ZQ 900-(1)(2)

(1)

---

<b>11</b>	1 NO contacts/1 NC contact
<b>13</b>	1 NO contacts/3 NC contact
<b>22</b>	2 NO contacts/2 NC contact
<b>02</b>	2 NC contact
<b>04</b>	4 NC contact

(2)

---

<b>without</b>	without emergency-stop button
<b>N</b>	with emergency-stop button

## Pictures

## Product picture (catalogue individual photo)

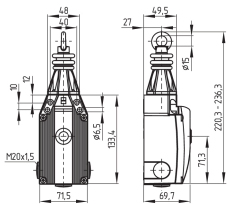


ID: kzq90f07

| 674.0 kB | .jpg | 352.778 x 528.814 mm - 1000 x 1499 px - 72 dpi

| 48.9 kB | .png | 73.731 x 110.772 mm - 209 x 314 px - 72 dpi

## Dimensional drawing basic component



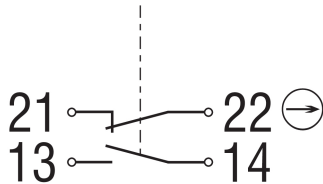
ID: 1zq-9g02

| 60.2 kB | .cdr |

| 11.7 kB | .png | 74.083 x 51.858 mm - 210 x 147 px - 72 dpi

| 133.9 kB | .jpg | 352.778 x 247.297 mm - 1000 x 701 px - 72 dpi

## Diagram

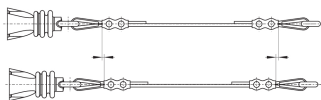


ID: ktf--k01

| 16.0 kB | .cdr |

| 54.5 kB | .jpg | 352.778 x 195.439 mm - 1000 x 554 px - 72 dpi

## Operating principle



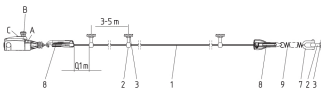
ID: kzq90a03

| 28.7 kB | .cdr |

| 74.1 kB | .jpg | 352.778 x 103.011 mm - 1000 x 292 px - 72 dpi

| 1.7 kB | .png | 74.083 x 21.519 mm - 210 x 61 px - 72 dpi

## Operating principle

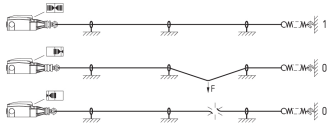


ID: kzq90a11

| 48.5 kB | .jpg | 352.778 x 88.9 mm - 1000 x 252 px - 72 dpi

| 4.0 kB | .png | 74.083 x 18.697 mm - 210 x 53 px - 72 dpi

## Operating principle



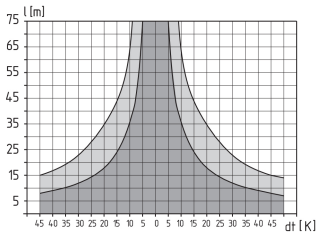
ID: kzq90a13

| 72.1 kB | .cdr |

| 72.8 kB | .jpg | 352.778 x 130.528 mm - 1000 x 370 px - 72 dpi

| 1.6 kB | .png | 74.083 x 27.517 mm - 210 x 78 px - 72 dpi

## Characteristic curve



ID: kzq90d02

| 8.9 kB | .png | 74.083 x 53.975 mm - 210 x 153 px - 72 dpi

| 154.7 kB | .jpg | 352.778 x 257.175 mm - 1000 x 729 px - 72 dpi

Schmersal, Inc., 15 Skyline Drive, Hawthorne, NY 10532

The details and data referred to have been carefully checked. Images may diverge from original. Further technical data can be found in the manual. Technical amendments and errors possible.

Generated on: 3/2/2022, 4:43 AM