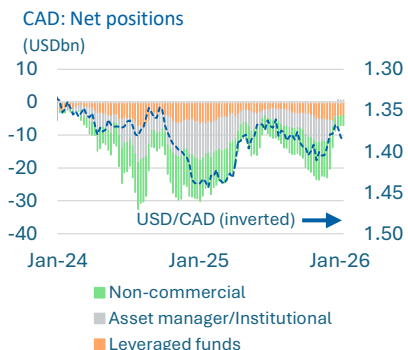
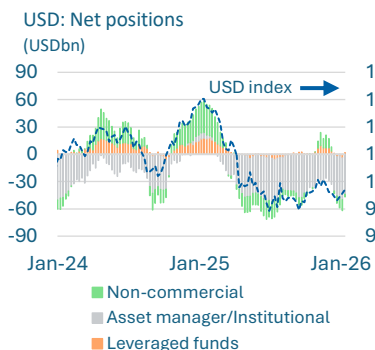


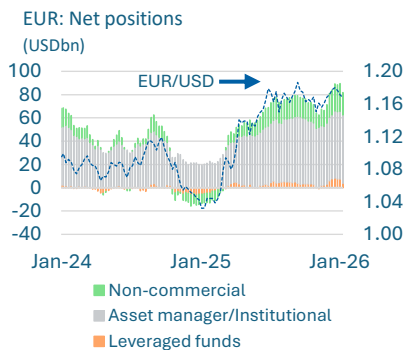
Speculative positions: Speculative short USD positions show little conviction; CAD net shorts fall to two-year lows



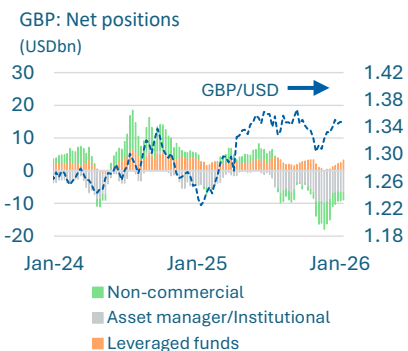
Source: CFTC



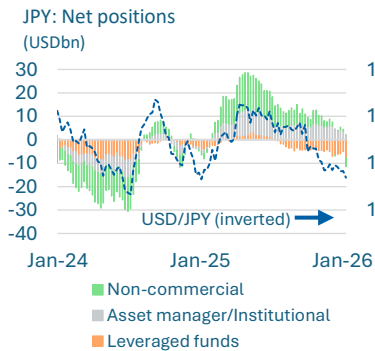
Source: CFTC



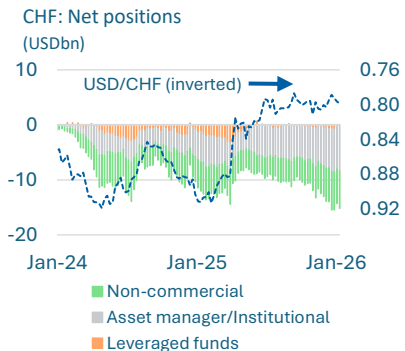
Source: CFTC



Source: CFTC



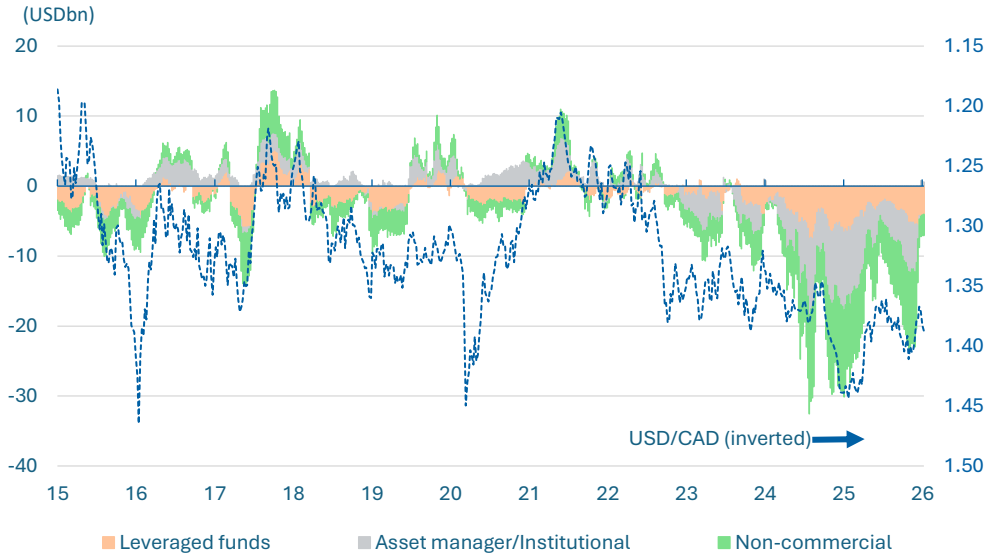
Source: CFTC



Source: CFTC

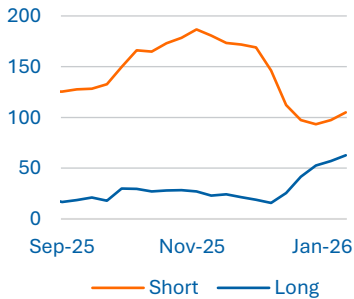
Change (USD mns)	Net Position	Speculative	Real money	Hedge funds	Total	4 Wk	3 M
CAD	Short	-110.9	-94.6	113.5	-92.0	7,337.6	14,788.6
EUR	Long	-4,456.4	641.9	-3,693.2	-7,507.8	-1,952.8	8,532.0
GBP	Short	447.6	-113.9	764.7	1,098.4	4,119.3	-1,840.7
AUD	Short	16.1	-130.9	-343.1	-457.9	61.2	7,016.9
NZD	Short	-303.8	-282.6	30.1	-556.3	-28.0	-1,360.6
CHF	Short	-471.0	-468.0	105.2	-833.8	-1,228.5	-4,533.7
JPY	Long	-4,273.5	-1,474.5	-2,754.1	-8,502.0	-6,979.0	-17,828.8
MXN	Long	-136.0	111.3	-44.2	-68.8	1,139.4	2,372.6
USD	Short	-2,751.6	1,811.4	5,821.0	4,880.7	-2,469.2	-7,146.4

CAD: Net positions



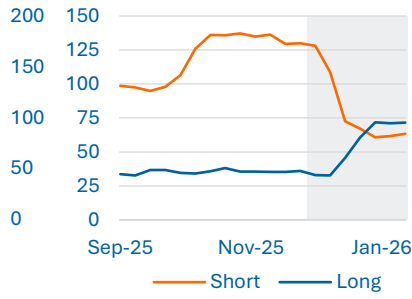
Source: CFTC

CAD: Speculative positions
(contracts, 000s)



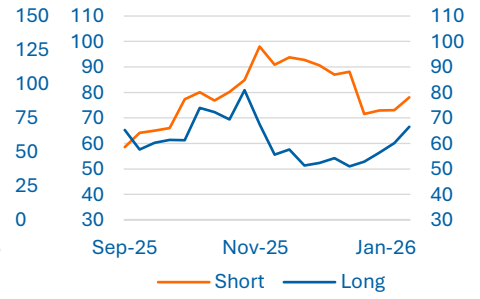
Source: CFTC

CAD: Real money positions
(contracts, 000s)



Source: CFTC

CAD: Hedge fund positions
(contracts, 000s)



Source: CFTC

Disclaimer

This report is provided by Watt Strategic Economic Advisors. It is provided for informational purposes only. Opinions, estimates and projections contained in this report are those of Watt Strategic Economic Advisors as of the date of this report. Views expressed are subject to change without notice based on market and economic conditions, and outcomes might differ from projections. Though, the information presented in this report has been drawn from sources considered to be reliable, there is no guarantee of accuracy. Watt Strategic Economic Advisors assumes no responsibility for errors or omissions contained. This material does not constitute investment advice or investment recommendations and is not to be relied upon as such.