



# FLANGES

BS4504 PLATES, BOSSED & BLANK  
BS10 PLATES, BOSSED & BLANK  
ANSI 150/300/600



**HACKETTS**  
PIPELINE

INDUSTRIAL PIPELINE SUPPLIES



## ANSI B16.5 BS10 BS4504

### ANSI B16.5, BS10 & BS4504

Our vast range of flanges allow for the fastening to a pipe to form a rim at the end that can either be covered or closed or allow to be bolted to another length of pipe.

We stock ANSI, BS10 and BS4504 flanges where ANSI and BS4504 flanges are designated a number that relates to the class of the pipe flange and the BS10 standard specifies the requirements needed for the manufacture of the pipe fitting.

Our flanges are also manufactured with different faces. Whilst they are typically flat, they can also be styled as raised tongue and groove or ring joint.

We supply the following various types of flanges:

#### Blind Flanges

A flange with no bore used in applications to close the end of pipe systems.

#### Weld Neck Flanges

A flange that is drilled to the point where the wall thickness is machined to match the dimensions of the pipe. These flanges can be used for high pressure, hot and cold applications.

#### Slip-On Flanges

A flange that is bored to a slightly larger size than the pipe's diameter allowing for the pipe to be slipped into the flange and welded.

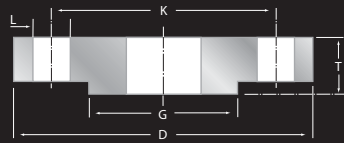
#### Screwed Flanges

A flange that is easily attached to a threaded pipe without welding. These flanges are ideal for high pressure and temperature applications for small pipe.

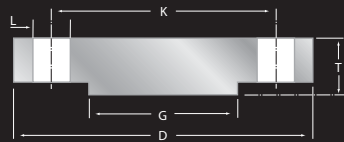
All our screwed flanges come in either black or galvanised finish and our slip on weld flanges come in self colour finish and both are covered in a preservative for the temporary prevention of rust.



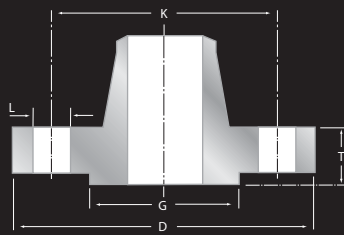
Plate Slip-On Flange



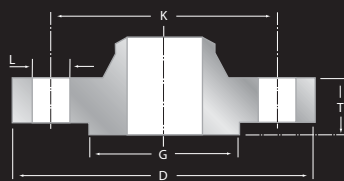
Blind Flange



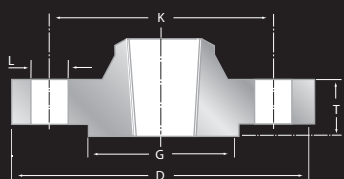
Weld Neck Flange



Bossed Slip-On Flange



Bossed Threaded Flange



# ANSI B16.5 BS10 BS4504

15mm

½"

Nominal Pipe Size	Flange Rating	Diameter of Flange D	Bolt Circle Diameter K	Number of Bolts	Bolt Size	Diameter of Holes L	Diameter of Raised Face G	Flange Thickness T			
								Forged	Plate	Blind	
mm	in	mm	mm		mm	mm	mm	mm	mm	mm	
15	0.5	PN6	80	55	4	M10 X 40	11	40	12	12	12
		PN10	95	65	4	M12 X 45	14	45	14	14	14
	PN16	95	65	4	M12 X 45	14	45	14	14	14	
	PN25	95	65	4	M12 X 50	14	45	16	14	16	
	PN40	95	65	4	M12 X 50	14	45	16	14	16	
	ANSI 125/150	89	60	4	M12 X 50	16	35	11	11	11	
	300	95	67	4	M12 X 55	16	35	14	14	14	
	TABLE D	95	67	4	M12 X 40	14	-	10	10	10	
	TABLE E	95	67	4	M12 X 40	14	-	10	10	10	
	TABLE F	95	67	4	M12 X 40	14	-	10	10	10	
TABLE H	114	83	4	M16 X 50	17	57	13	13	13		

20mm

¾"

Nominal Pipe Size	Flange Rating	Diameter of Flange D	Bolt Circle Diameter K	Number of Bolts	Bolt Size	Diameter of Holes L	Diameter of Raised Face G	Flange Thickness T			
								Forged	Plate	Blind	
mm	in	mm	mm		mm	mm	mm	mm	mm	mm	
20	0.75	PN6	90	65	4	M10 X 45	11	50	14	14	14
		PN10	105	75	4	M12 X 50	14	58	16	16	16
	PN16	105	75	4	M12 X 50	14	58	16	16	16	
	PN25	105	75	4	M12 X 55	14	58	18	16	18	
	PN40	105	75	4	M12 X 55	14	58	18	16	18	
	ANSI 125/150	98	70	4	M12 X 55	16	43	14	14	14	
	300	117	83	4	M16 X 65	19	43	16	16	16	
	TABLE D	102	73	4	M12 X 40	14	-	10	10	10	
	TABLE E	102	73	4	M12 X 40	14	-	10	10	10	
	TABLE F	102	73	4	M12 X 40	14	-	10	10	10	
TABLE H	114	83	4	M16 X 50	17	57	13	13	13		

25mm

1"

Nominal Pipe Size	Flange Rating	Diameter of Flange D	Bolt Circle Diameter K	Number of Bolts	Bolt Size	Diameter of Holes L	Diameter of Raised Face G	Flange Thickness T			
								Forged	Plate	Blind	
mm	in	mm	mm		mm	mm	mm	mm	mm	mm	
25	1.0	PN6	100	75	4	M10 X 45	11	60	14	14	14
		PN10	115	85	4	M12 X 50	14	68	16	16	16
	PN16	115	85	4	M12 X 50	14	68	16	16	16	
	PN25	115	85	4	M12 X 55	14	68	18	16	18	
	PN40	115	85	4	M12 X 55	14	68	18	16	18	
	ANSI 125/150	114	79	4	M12 X 55	16	51	14	14	14	
	300	124	89	4	M12 X 65	19	51	17	17	17	
	TABLE D	114	83	4	M12 X 40	14	-	10	10	10	
	TABLE E	114	83	4	M12 X 40	14	-	10	10	10	
	TABLE F	121	87	4	M16 X 45	17	-	10	10	10	
TABLE H	121	87	4	M16 X 50	17	64	14	14	14		

## ANSI B16.5 BS10 BS4504

32mm 1¼"

Nominal Pipe Size		Flange Rating	Diameter of Flange D	Bolt Circle Diameter K	Number of Bolts	Bolt Size	Diameter of Holes L	Diameter of Raised Face G	Flange Thickness T		
mm	in		mm	mm		mm	mm	mm	mm	mm	mm
32	1.25	PN6	120	90	4	M12 X 45	14	70	14	16	14
		PN10	140	100	4	M16 X 55	18	78	16	18	16
		PN16	140	100	4	M16 X 55	18	78	16	18	16
		PN25	140	100	4	M16 X 60	18	78	18	18	18
		PN40	140	100	4	M16 X 60	18	78	18	18	18
		ANSI 125/150	117	89	4	M12 X 55	16	64	16	16	16
		300	133	98	4	M16 X 70	19	64	19	19	19
		TABLE D	121	87	4	M12 X 40	14	-	13	13	13
		TABLE E	121	87	4	M12 X 40	14	-	13	13	13
		TABLE F	133	98	4	M16 X 50	17	-	13	13	13
		TABLE H	133	98	4	M16 X 55	17	76	17	17	17

40mm 1½"

Nominal Pipe Size		Flange Rating	Diameter of Flange D	Bolt Circle Diameter K	Number of Bolts	Bolt Size	Diameter of Holes L	Diameter of Raised Face G	Flange Thickness T		
mm	in		mm	mm		mm	mm	mm	mm	mm	mm
40	1.5	PN6	130	100	4	M12 X 45	14	80	14	16	13
		PN10	150	110	4	M16 X 55	18	88	16	18	16
		PN16	150	110	4	M16 X 55	18	88	16	18	16
		PN25	150	110	4	M16 X 60	18	88	18	18	18
		PN40	150	110	4	M16 X 60	18	88	18	18	18
		ANSI 125/150	127	98	4	M12 X 65	16	73	14	14	14
		300	156	114	4	M20 X 75	22	73	21	21	21
		TABLE D	133	98	4	M12 X 40	14	-	13	13	13
		TABLE E	133	98	4	M12 X 40	14	-	13	13	13
		TABLE F	140	105	4	M16 X 50	17	-	13	13	13

50mm 2"

Nominal Pipe Size		Flange Rating	Diameter of Flange D	Bolt Circle Diameter K	Number of Bolts	Bolt Size	Diameter of Holes L	Diameter of Raised Face G	Flange Thickness T		
mm	in		mm	mm		mm	mm	mm	mm	mm	mm
50	2.0	PN6	140	110	4	M12 X 45	18	258	20	22	20
		PN10	165	125	4	M16 X 60	22	268	24	24	24
		PN16	165	125	4	M16 X 60	22	268	24	26	24
		PN25	165	125	4	M16 X 65	26	278	30	32	30
		PN40	165	125	4	M16 X 65	26	285	34	36	36
		ANSI 125/150	152	121	4	M16 X 70	22	270	29	29	29
		300	165	127	8	M16 X 75	22	270	41	41	41
		TABLE D	152	114	4	M16 X 50	17	-	19	19	19
		TABLE E	152	114	4	M16 X 50	22	-	19	19	19
		TABLE F	165	127	4	M16 X 55	22	-	25	25	25
		TABLE H	165	127	4	M16 X 65	22	260	32	32	32

# ANSI B16.5 BS10 BS4504

65mm 2½"

Nominal Pipe Size	Flange Rating	Diameter of Flange D	Bolt Circle Diameter K	Number of Bolts	Bolt Size	Diameter of Holes L	Diameter of Raised Face G	Flange Thickness T			
								Forged	Plate	Blind	
mm	in	mm	mm		mm	mm	mm	mm	mm	mm	
65	2.5	PN6	160	130	4	M12 X 45	14	110	14	16	14
		PN10	185	145	4	M16 X 60	18	122	18	20	18
	PN16	185	145	4	M16 X 60	18	122	18	20	18	
	PN25	185	145	8	M16 X 70	18	122	22	22	22	
	PN40	185	145	8	M16 X 70	18	122	22	22	22	
	ANSI 125/150	178	140	4	M16 X 75	19	105	22	22	22	
	300	191	149	8	M20 X 90	22	105	25	25	25	
	TABLE D	165	127	4	M16 X 50	17	-	14	14	14	
	TABLE E	165	127	4	M16 X 50	17	-	14	14	14	
	TABLE F	184	146	8	M16 X 55	17	-	16	16	16	
	TABLE H	184	146	8	M16 X 65	17	114	19	19	19	

80mm 3"

Nominal Pipe Size	Flange Rating	Diameter of Flange D	Bolt Circle Diameter K	Number of Bolts	Bolt Size	Diameter of Holes L	Diameter of Raised Face G	Flange Thickness T			
								Forged	Plate	Blind	
mm	in	mm	mm		mm	mm	mm	mm	mm	mm	
80	3.0	PN6	190	150	4	M16 X 55	18	128	16	18	16
		PN10	200	160	8	M16 X 60	18	138	20	20	20
	PN16	200	160	8	M16 X 60	18	138	20	20	20	
	PN25	200	160	8	M16 X 70	18	138	24	24	24	
	PN40	200	160	8	M16 X 70	18	138	24	24	24	
	ANSI 125/150	191	152	4	M16 X 75	19	127	21	21	21	
	300	210	168	8	M20 X 90	22	127	29	29	29	
	TABLE D	184	146	4	M16 X 50	17	-	14	14	14	
	TABLE E	184	146	4	M16 X 50	17	-	14	14	14	
	TABLE F	203	165	8	M16 X 55	17	-	16	16	16	
	TABLE H	203	165	8	M16 X 55	17	127	22	22	22	

100mm 4"

Nominal Pipe Size	Flange Rating	Diameter of Flange D	Bolt Circle Diameter K	Number of Bolts	Bolt Size	Diameter of Holes L	Diameter of Raised Face G	Flange Thickness T			
								Forged	Plate	Blind	
mm	in	mm	mm		mm	mm	mm	mm	mm	mm	
100	4.0	PN6	210	170	4	M16 X 55	18	148	16	18	16
		PN10	220	180	8	M16 X 65	18	158	20	20	20
	PN16	220	180	8	M16 X 65	18	158	20	22	20	
	PN25	235	190	8	M20 X 75	22	162	24	26	24	
	PN40	235	190	8	M20 X 80	22	162	24	26	24	
	ANSI 125/150	229	191	8	M16 X 75	19	216	24	24	24	
	300	254	200	8	M20 X 100	22	216	32	32	32	
	TABLE D	216	178	4	M16 X 55	17	-	17	17	17	
	TABLE E	216	178	8	M16 X 55	17	-	17	17	17	
	TABLE F	229	191	8	M16 X 65	17	-	19	19	19	
	TABLE H	229	191	8	M16 X 75	17	210	25	25	25	

## ANSI B16.5 BS10 BS4504

125mm

5"

Nominal Pipe Size		Flange Rating	Diameter of Flange D	Bolt Circle Diameter K	Number of Bolts	Bolt Size	Diameter of Holes L	Diameter of Raised Face G	Flange Thickness T		
mm	in								Forged	Plate	Blind
125	5.0	PN6	240	200	8	M16 X 60	18	178	18	20	18
		PN10	250	210	8	M16 X 70	18	188	22	22	22
		PN16	250	210	8	M16 X 70	18	188	22	22	22
		PN25	270	220	8	M24 X 80	26	188	26	28	26
		PN40	270	220	8	M24 X 80	26	188	26	28	26
	ANSI 125/150	300	254	216	8	M20 X 90	22	270	24	24	24
		300	279	235	8	M20 X 110	22	270	35	35	35
		TABLE D	254	210	8	M16 X 55	17	-	17	17	17
		TABLE E	254	210	8	M16 X 55	17	-	17	17	17
		TABLE F	279	235	8	M20 X 75	22	-	22	22	22
		TABLE H	279	235	8	M20 X 90	22	260	29	29	29

150mm

6"

Nominal Pipe Size		Flange Rating	Diameter of Flange D	Bolt Circle Diameter K	Number of Bolts	Bolt Size	Diameter of Holes L	Diameter of Raised Face G	Flange Thickness T		
mm	in								Forged	Plate	Blind
150	6.0	PN6	265	225	8	M16 X 60	18	202	18	20	18
		PN10	285	240	8	M20 X 70	22	212	22	24	22
		PN16	285	240	8	M20 X 70	22	212	22	24	22
		PN25	300	250	8	M24 X 80	26	218	28	30	28
		PN40	300	250	8	M24 X 80	26	218	28	30	28
	ANSI 125/150	300	279	241	8	M20 X 90	22	216	25	25	25
		300	318	270	12	M20 X 110	22	216	37	37	37
		TABLE D	279	235	8	M16 X 50	17	-	17	17	17
		TABLE E	279	235	8	M20 X 65	22	-	17	17	17
		TABLE F	305	260	12	M20 X 75	22	-	22	22	22
		TABLE H	305	260	12	M20 X 90	22	210	29	29	29

200mm

8"

Nominal Pipe Size		Flange Rating	Diameter of Flange D	Bolt Circle Diameter K	Number of Bolts	Bolt Size	Diameter of Holes L	Diameter of Raised Face G	Flange Thickness T		
mm	in								Forged	Plate	Blind
200	8.0	PN6	320	280	8	M16 X 60	18	258	20	22	20
		PN10	340	295	8	M20 X 75	22	268	24	24	24
		PN16	340	295	12	M20 X 75	22	268	24	26	24
		PN25	360	310	12	M24 X 90	26	278	30	32	30
		PN40	375	320	12	M24 X 100	26	285	34	36	36
	ANSI 125/150	300	343	298	8	M20 X 90	22	270	29	29	29
		300	381	330	12	M20 X 120	22	270	41	41	41
		TABLE D	337	292	8	M16 X 55	17	-	19	19	19
		TABLE E	337	292	8	M20 X 65	22	-	19	19	19
		TABLE F	368	324	12	M20 X 90	22	-	25	25	25
		TABLE H	368	324	12	M20 X 90	22	260	32	32	32

## ANSI B16.5 BS10 BS4504

**250mm 10"**

Nominal Pipe Size		Flange Rating	Diameter of Flange D	Bolt Circle Diameter K	Number of Bolts	Bolt Size	Diameter of Holes L	Diameter of Raised Face G	Flange Thickness T		
mm	in								Forged	Plate	Blind
250	10.0	PN6	375	335	12	M16 X 65	18	80	22	24	22
		PN10	395	350	12	M20 X 75	22	88	26	26	26
		PN16	405	355	12	M24 X 90	26	88	26	29	26
		PN25	425	370	12	M24 X 100	30	88	32	35	32
		PN40	450	385	12	M30 X 110	33	88	38	42	38
		ANSI 125/150	406	362	12	M20 X 100	25	324	30	30	30
		300	445	387	16	M24 X 150	29	324	41	41	41
		TABLE D	406	356	8	M20 X 60	22	-	19	19	19
		TABLE E	406	356	12	M20 X 75	22	-	22	22	22
		TABLE F	432	381	12	M20 X 90	25	-	29	29	29
		TABLE H	432	381	12	M20 X 100	25	324	35	35	35

**300mm 12"**

Nominal Pipe Size		Flange Rating	Diameter of Flange D	Bolt Circle Diameter K	Number of Bolts	Bolt Size	Diameter of Holes L	Diameter of Raised Face G	Flange Thickness T		
mm	in								Forged	Plate	Blind
300	12.0	PN6	440	395	12	M20 X 70	22	90	22	24	22
		PN10	445	400	12	M20 X 75	22	102	26	26	26
		PN16	460	410	12	M24 X 90	26	102	28	32	28
		PN25	485	430	16	M24 X 100	30	102	34	38	34
		PN40	515	450	16	M30 X 120	33	102	42	48	42
		ANSI 125/150	483	432	12	M20 X 100	25	324	32	32	32
		300	521	451	16	M30 X 150	32	324	51	51	51
		TABLE D	457	406	12	M20 X 60	22	-	22	22	22
		TABLE E	457	406	12	M20 X 90	25	-	25	25	25
		TABLE F	489	438	16	M20 X 90	25	-	32	32	32
		TABLE H	489	438	16	M20 X 125	25	1311	41	41	41

Eagle Works  
Bell Street  
West Bromwich  
West Midlands  
B70 7BX

**T** +44 (0)121 553 0134  
**F** +44 (0)121 553 2320  
**E** [sales@hackettpipeline.co.uk](mailto:sales@hackettpipeline.co.uk)  
**W** [www.hackettpipeline.co.uk](http://www.hackettpipeline.co.uk)

Great care has been taken to ensure that the information in this directory is accurate but the illustrations and brief descriptions are intended to provide an approximate guide only and are not subject to contractual liability.

To the best of our knowledge the data contained herein is accurate at the time of publication. Hacketts Pipeline assume no responsibility for typographical errors, omissions or for any misinterpretation of the information provided in this catalogue.

August 2012



**HACKETTS**  
PIPELINE

INDUSTRIAL PIPELINE SUPPLIES