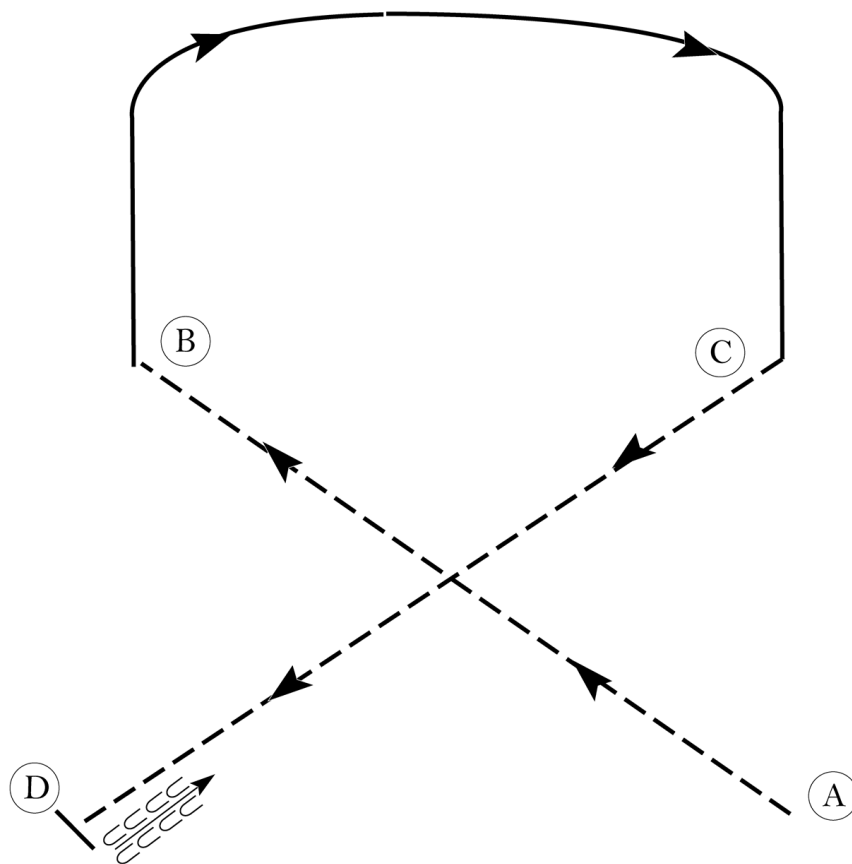


Mason Dixon Color Classic

Hunt Seat Equitation (Nov Youth/Nov Amateur/Youth 13U/All Breed)

Show Date: May 10-11, 2025



Be ready at A.

1. Posting trot on the left diagonal to B.
2. Canter right lead to C.
3. Posting trot on the right diagonal 1/2 way to D.
4. Sitting trot to D.
5. Halt at D and back approximately one horse length.

Exit at a sitting trot.

Walk	-----
Trot	- - - - -
Extended Trot	— — — — —
Canter	— — — — —
Leg Yield	
Lead Change	— — — — —
Back	← ← ←
Marker	(B)
Sidepass	← — — — —
Hand Gallop	— — — — —

[HSE/1-23]

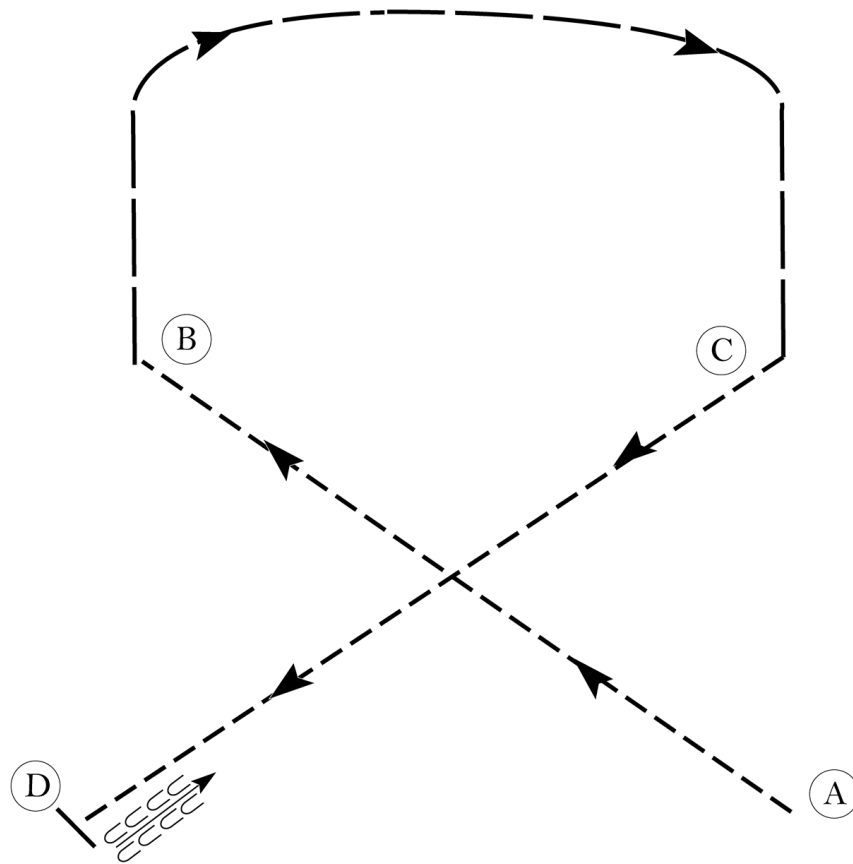
Pattern Provided by:

The Judges

Mason Dixon Color Classic

Hunt Seat Equitation (Amateur/Youth 18U)

Show Date: May 10-11, 2025



Be ready at A.

1. Sitting trot 1/2 way to B.
2. Posting trot on the left diagonal to B.
3. Hand gallop right lead to C.
4. Posting trot on the right diagonal 1/2 way to D.
5. Sitting trot to D.
6. Halt at D and back approximately one horse length.

Exit at a sitting trot.

Walk	-----
Trot	- - - - -
Extended Trot	— — — — —
Canter	— — — — —
Leg Yield	
Lead Change	— — — — —
Back	← ← ← ← ←
Marker	(B)
Sidepass	← — — — — →
Hand Gallop	— — — — —

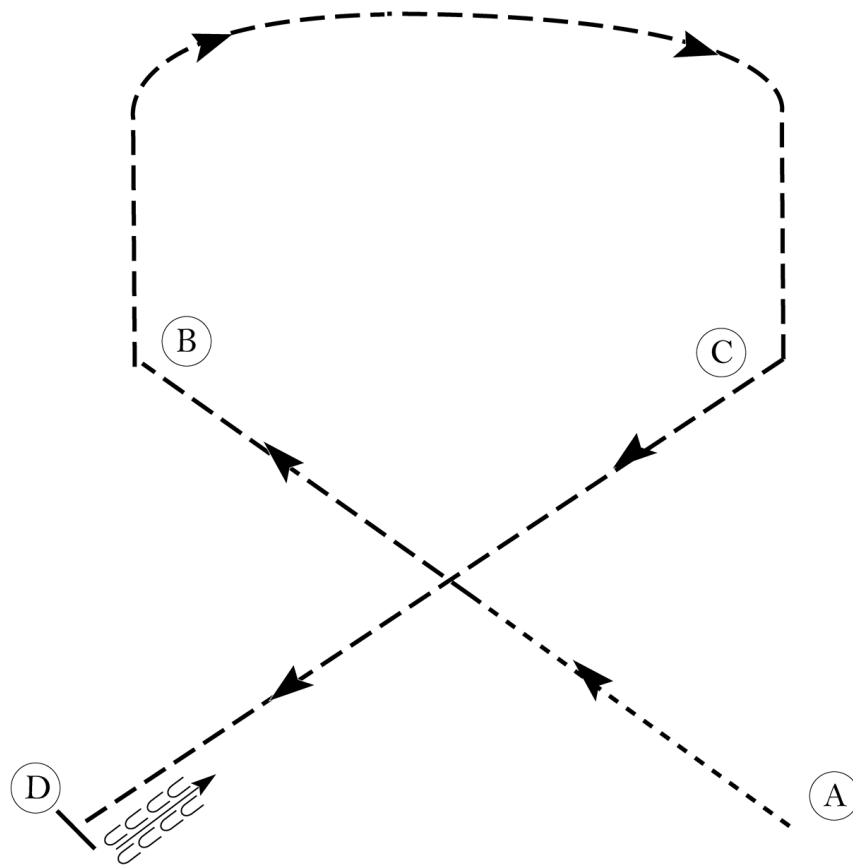
[HSE/2-23]

Pattern Provided by:
The Judges

Mason Dixon Color Classic

Hunt Seat Equitation (All Walk Trot Equitation)

Show Date: May 10-11, 2025



Be ready at A.

1. Walk 1/2 way to B.
2. Posting trot on the left diagonal to B.
3. Sitting trot to C.
4. Posting trot on the right diagonal 1/2 way to D.
5. Sitting trot to D.
6. Halt at D and back approximately one horse length.

Exit at a sitting trot.

Walk	-----
Trot	- - - - -
Extended Trot	— — — — —
Canter	— — — — —
Leg Yield	
Lead Change	— — — — —
Back	← ← ← ← ←
Marker	(B)
Sidepass	← — — — —
Hand Gallop	— — — — —

[HSE/WT-23]

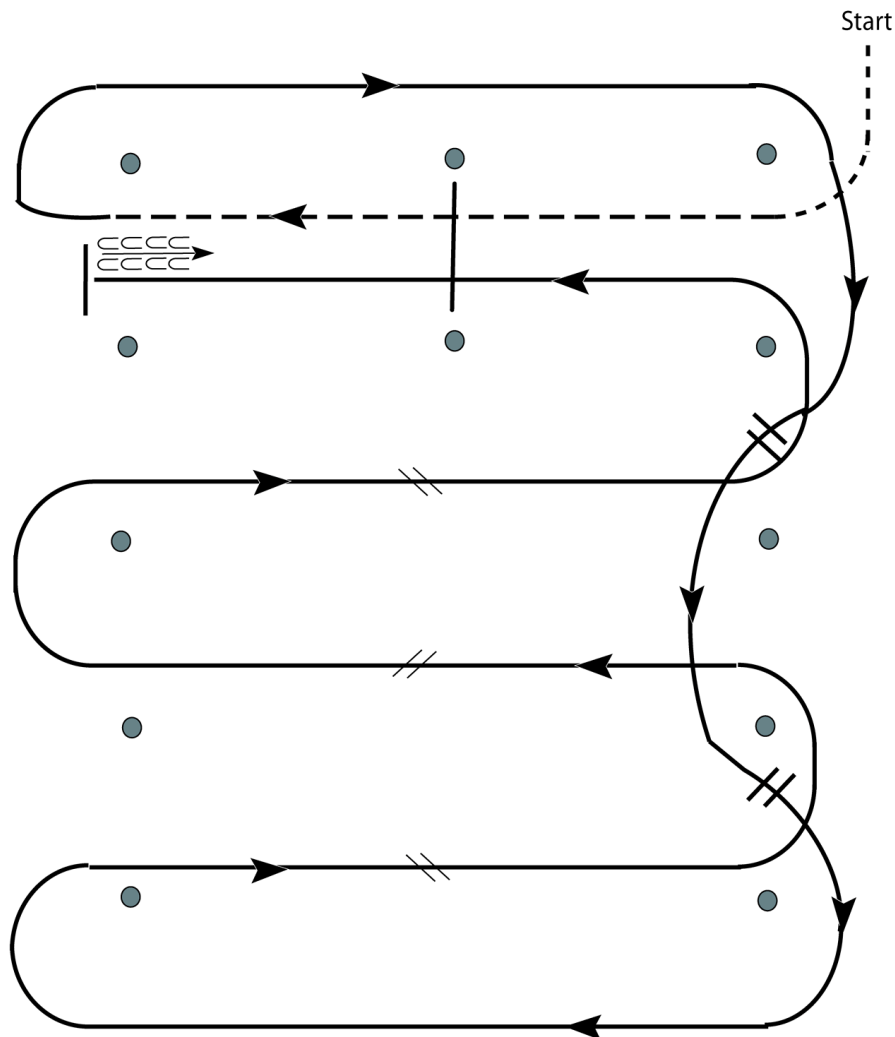
Pattern Provided by:

The Judges

Mason Dixon Color Classic

Green Western Riding

Show Date: May 10-11, 2025



1. Walk, transition to jog, jog over log.
2. Transition to right lead and lope around end.
3. First line change.
4. Second line change. Lope around end of arena.
5. First crossing change.
6. Second crossing change.
7. Third crossing change.
8. Lope over log.
9. Lope, stop and back.

[WR/GP-4]

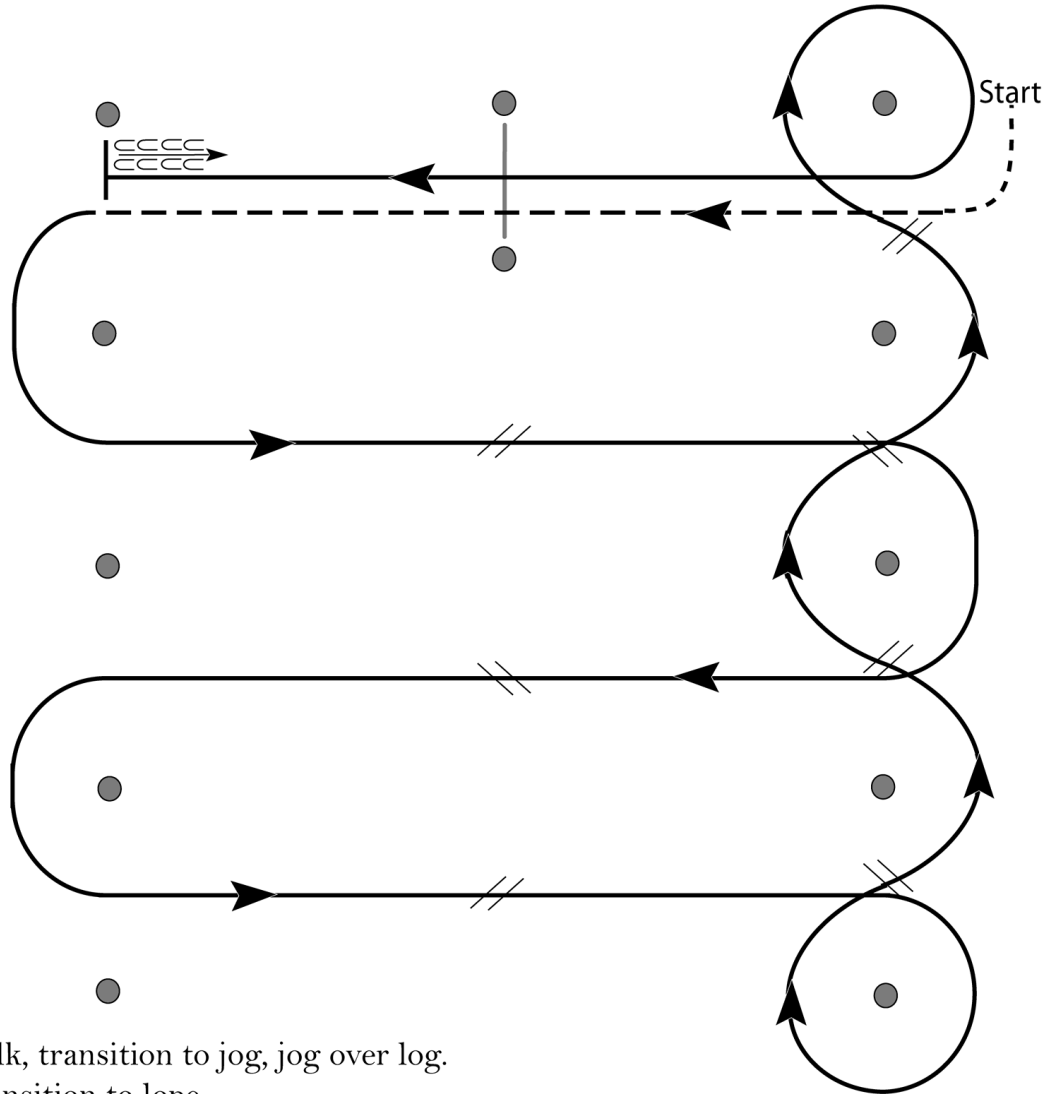
Pattern Provided by:

The Judges

Mason Dixon Color Classic

Western Riding (Open/Youth/Amateur)

Show Date: May 10-11, 2025



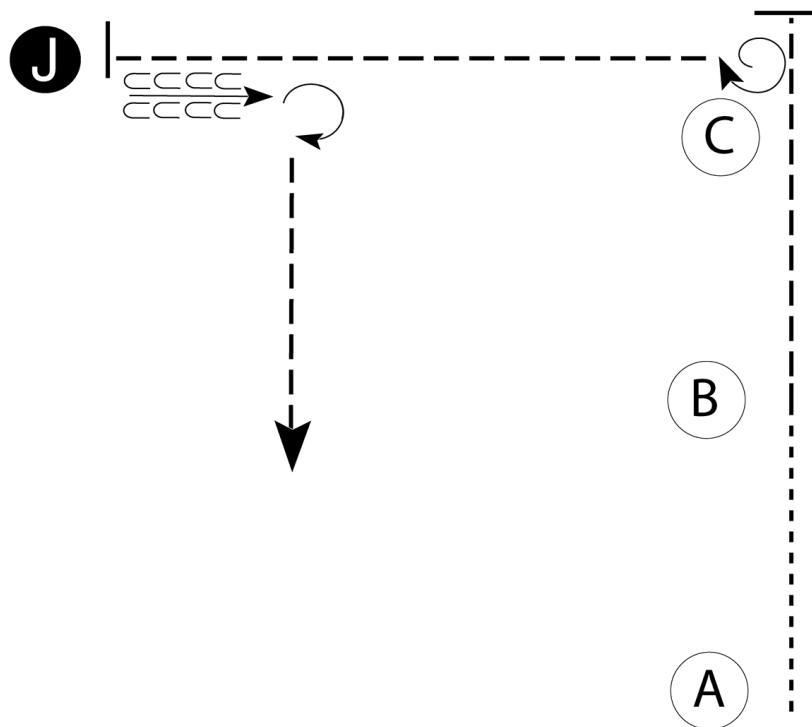
1. Walk, transition to jog, jog over log.
2. Transition to lope.
3. First crossing change.
4. Second crossing change.
5. Third crossing change.
6. Circle and first line change.
7. Second line change.
8. Third line change.
9. Fourth line change and circle.
10. Lope log.
11. Lope, stop and back.

[WR/OP-2]

Pattern Provided by:

The Judges

Show Date: May 10-11, 2025



Be ready at A.

1. Walk to B.
2. Trot until past C.
3. Perform a 270 degree turn.
4. Trot to the judge, stop and set up for inspection.
5. When dismissed back approximately one horse length.
6. Perform a 270 degree turn and trot straight away.

Follow the instructions of your ring steward.

Walk - - - - -

Trot — — — —

Back 

Marker B

Judge

[S/3-39]

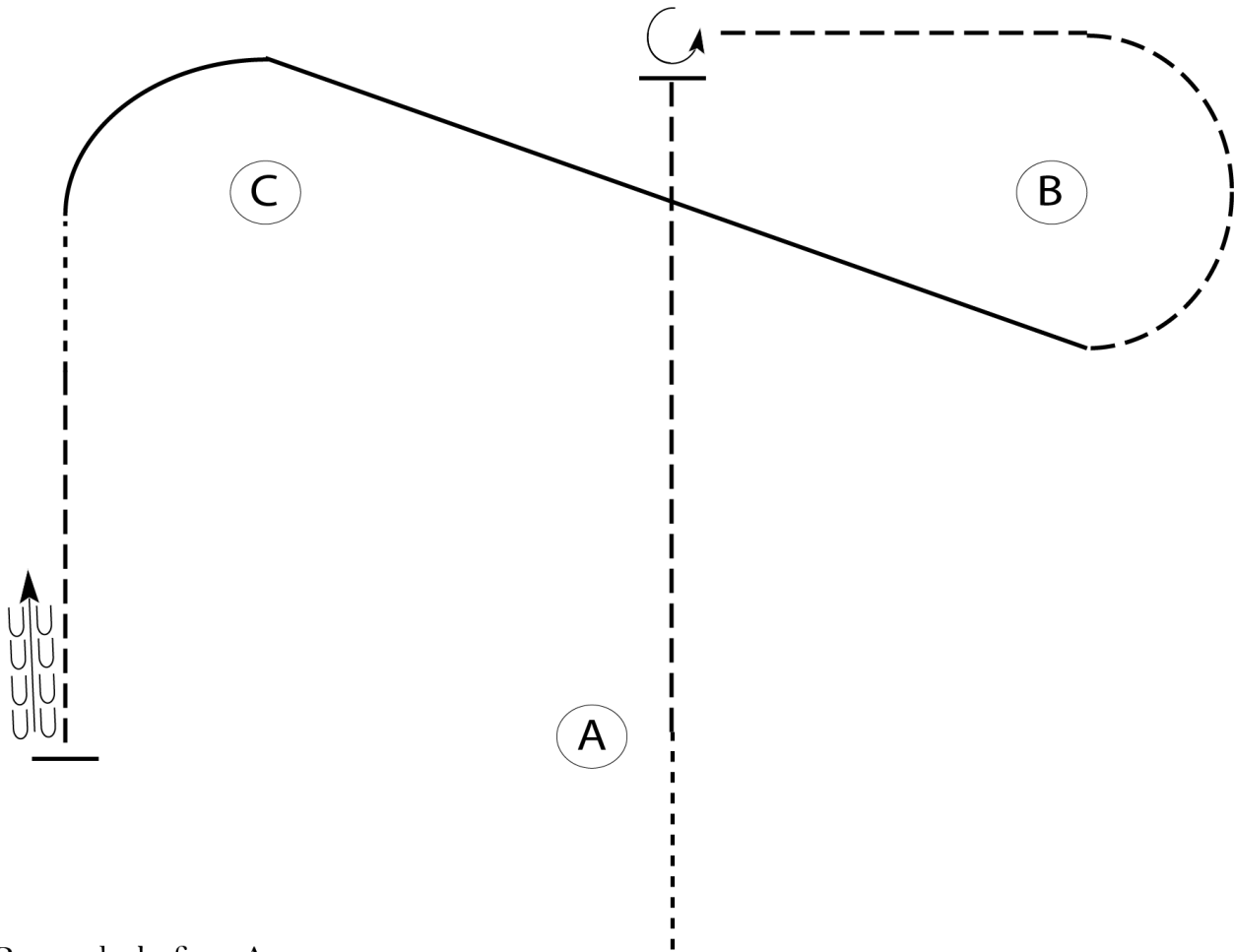
Pattern Provided by:

The Judges

Mason Dixon Color Classic

Western Horsemanship (All Breed/Nov Am/Nov Youth/Youth 13U)

Show Date: May 10-11, 2025



Be ready before A.

1. Walk to A.
2. Jog until just past B and C.
3. Stop and perform a 3/4 turn left.
4. Jog to and around B.
5. Lope on the left lead to and around C.
6. Break to walk for 2 strides.
7. Jog until even with A.
8. Stop and back approximately one horse length and walk to exit.

Follow the instructions of your ring steward.

Walk - - - - -

Jog _ _ _ _

Extended Jog — — —

Lope _____

Lead Change 

Back

Marker **B**

[WH/1-91]

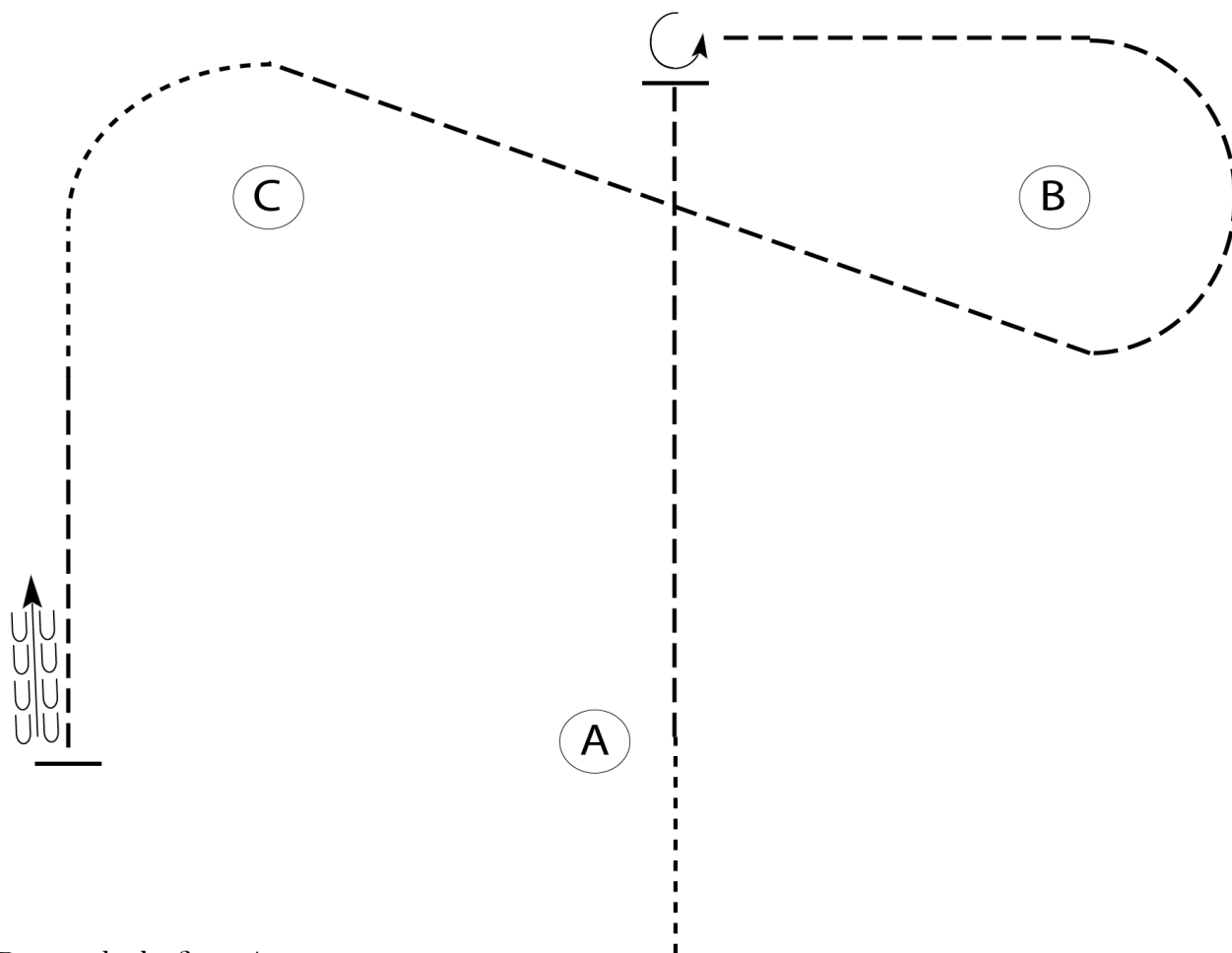
Pattern Provided by:

The Judges

Mason Dixon Color Classic

Western Horsemanship (All Walk Trot)

Show Date: May 10-11, 2025



Be ready before A.

1. Walk to A.
2. Jog until just past B and C.
3. Stop and perform a 3/4 turn left.
4. Jog to and around B.
5. Continue the jog to C.
6. Break to walk and walk around and past C.
7. Jog until even with A.
8. Stop and back approximately one horse length and walk to exit.

Follow the instructions of your ring steward.

Walk	-----
Jog	- - - - -
Extended Jog	— — — —
Lope	
Lead Change	
Back	
Marker	(B)

[WH/WT-91]

Pattern Provided by:

The Judges

Mason Dixon Color Classic

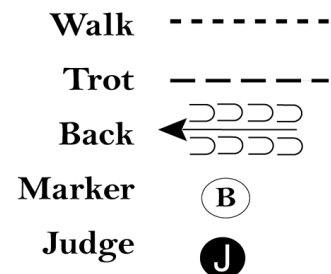
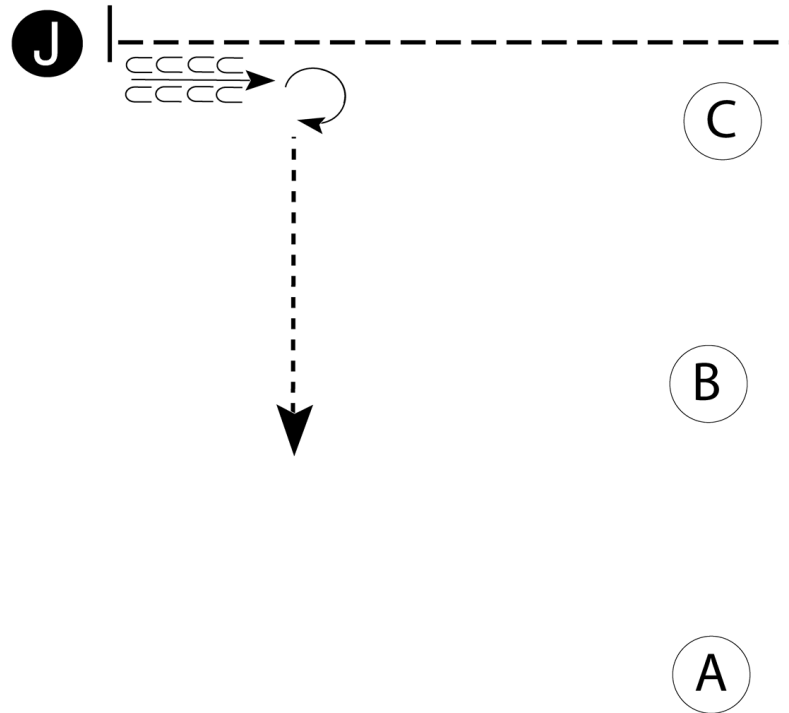
Showmanship (Nov Youth/Nov Amateur/All Breed/Youth 13U)

Show Date: May 10-11, 2025

Be ready at A.

1. Walk to B.
2. Trot to C.
3. Trot a square corner around C.
4. Trot to the judge, stop and set up for inspection.
5. When dismissed back approximately one horse length.
6. Perform a 270 degree turn and walk straight away.

Follow the instructions of your ring steward.



[S/2-39]

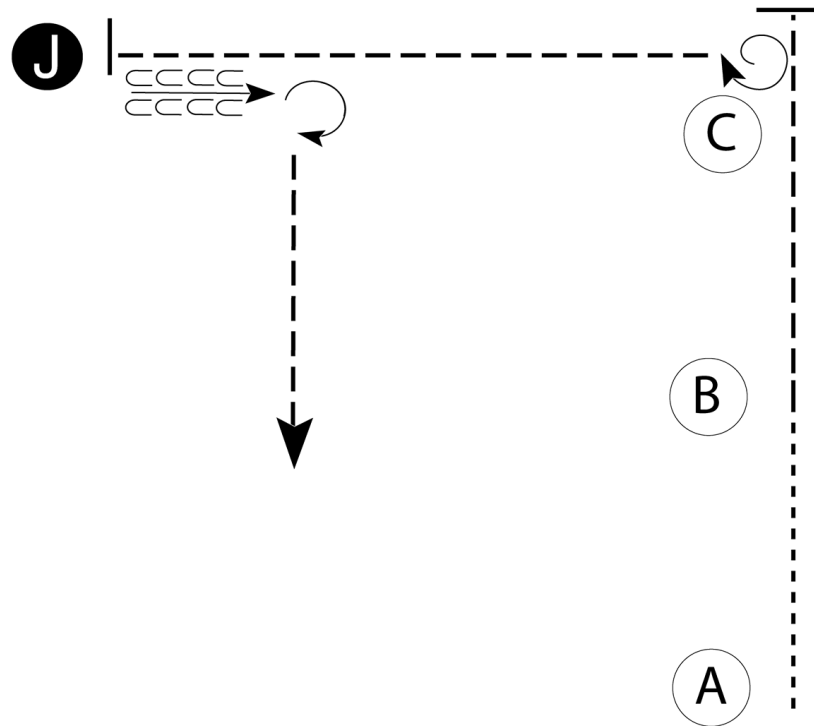
Pattern Provided by:

The Judges

Mason Dixon Color Classic

Showmanship (Amateur/Youth 18U)

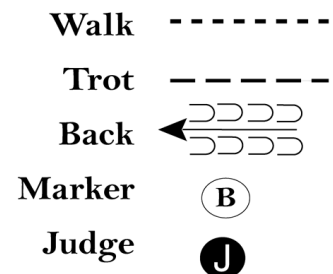
Show Date: May 10-11, 2025



Be ready at A.

1. Walk to B.
2. Trot until past C.
3. Perform a 270 degree turn.
4. Trot to the judge, stop and set up for inspection.
5. When dismissed back approximately one horse length.
6. Perform a 270 degree turn and trot straight away.

Follow the instructions of your ring steward.



[S/3-39]

Pattern Provided by:

The Judges

Mason Dixon Color Classic

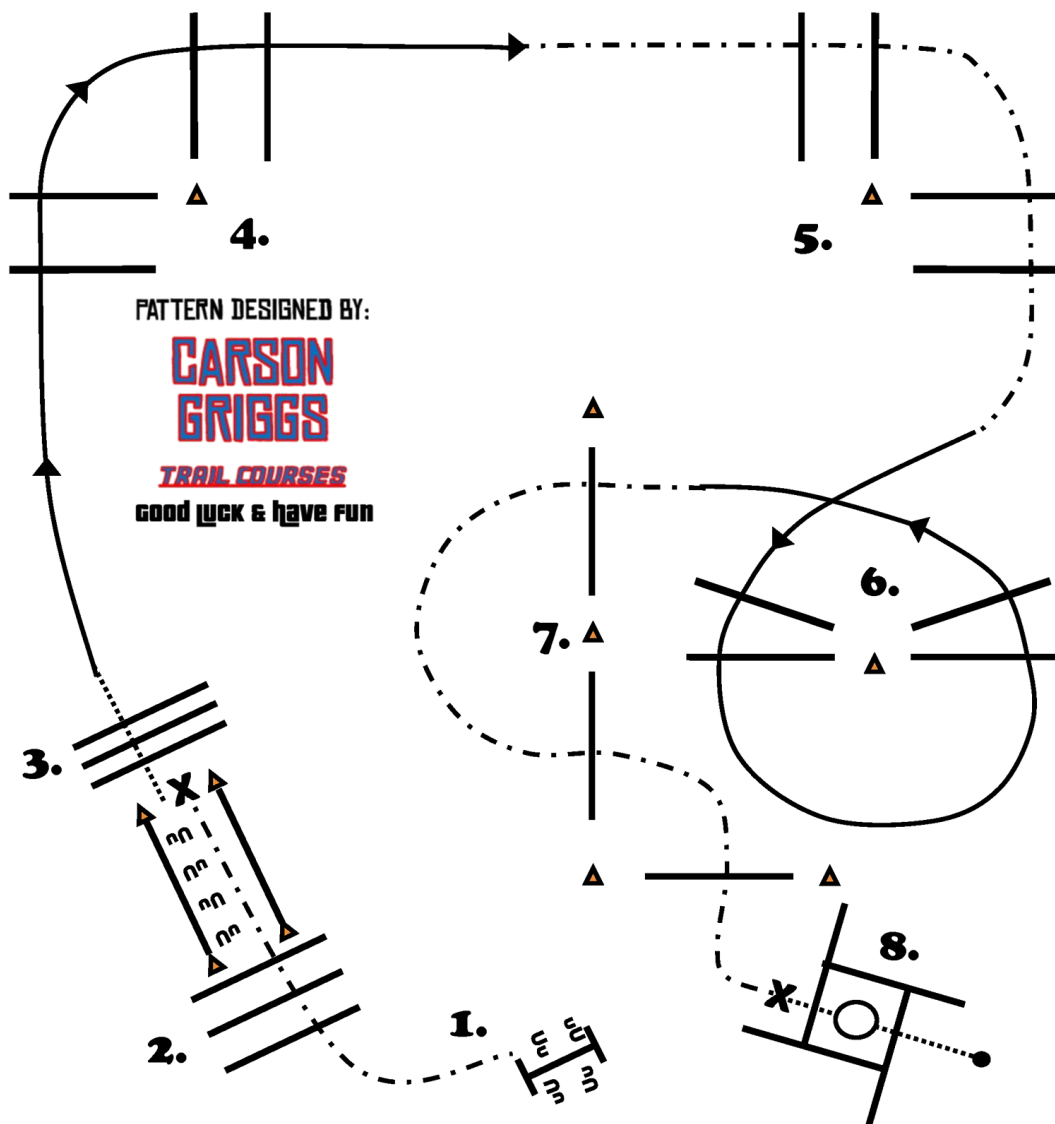
Trail (Open/Amateur/Youth 18 U)

Show Date: May 10-11, 2025

#9 A TRAIL PACK #2

HORSE SHOW PATTERNS.COM

OF LOGS: 27



- | | |
|-----------------------------------|--|
| 1. WORK LEFT HANDED GATE | 5. JOG OVER POLES AS SHOWN |
| 2. JOG OVER LOGS INTO CHUTE, STOP | 6. LEFT LEAD LOPE OBSTACLE #6 |
| 3. BACK STRAIGHT, WALK | 7. JOG OVER SERPENTINE POLES |
| 4. LOPE OBSTACLE #4 RIGHT LEAD | 8. STOP OR BREAK TO WALK INTO BOX, 360 TURN EITHER WAY, WALK OUT |

[CGTC/T/18-1.png]

Pattern Provided by:

The Judges

Mason Dixon Color Classic

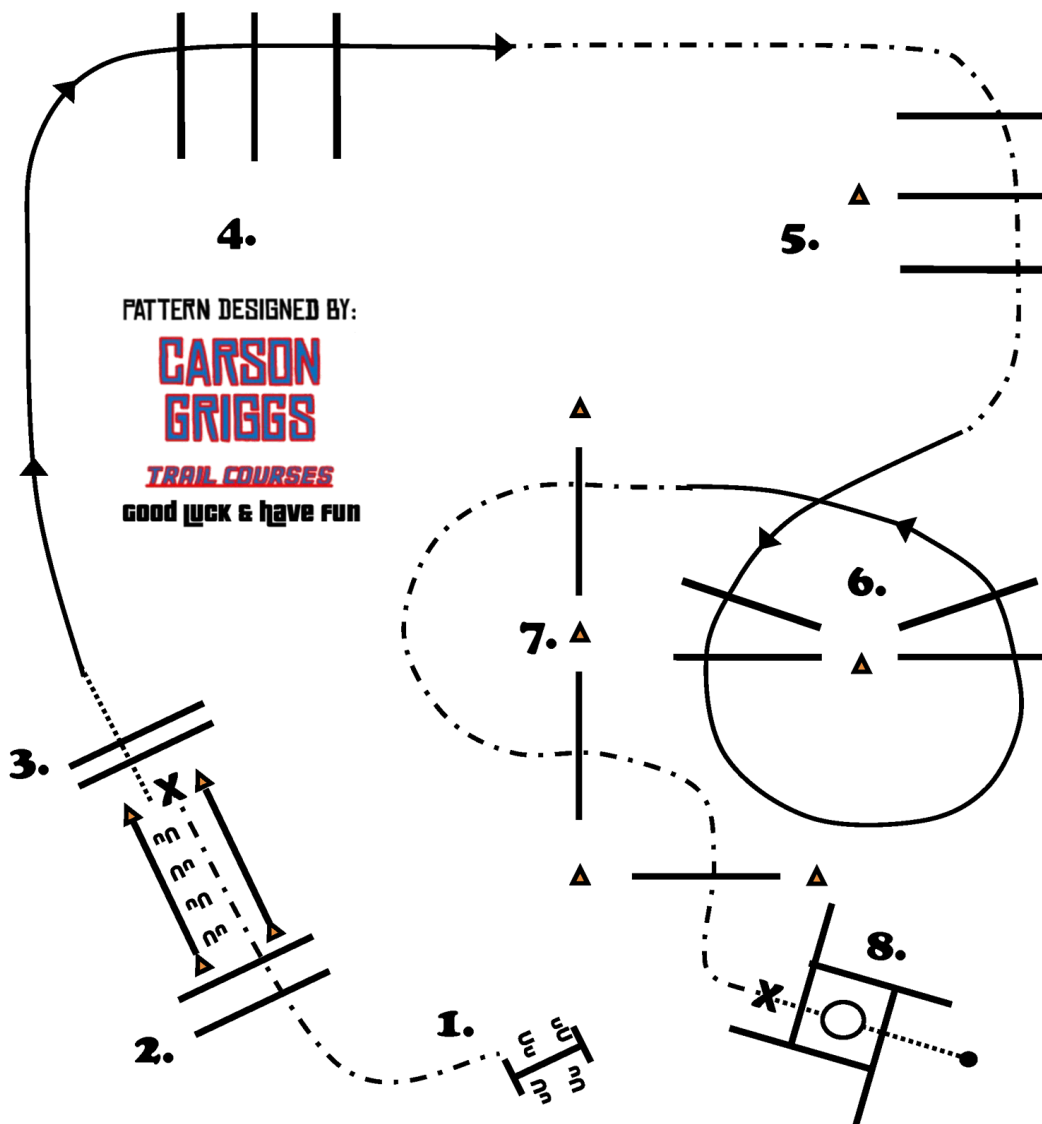
Trail (Nov Youth/Nov Amateur/Youth 13U All Breed)

Show Date: May 10-11, 2025

#9 TRAIL PACK #2 B

HORSE SHOW PATTERNS.COM

OF LOGS : 27



1. WORK LEFT HANDED GATE
2. JOG OVER LOGS INTO CHUTE, STOP
3. BACK STRAIGHT, WALK
4. LOPE OBSTACLE #4 RIGHT LEAD

5. JOG OVER POLES AS SHOWN
6. LEFT LEAD LOPE OBSTACLE #6
7. JOG OVER SERPENTINE POLES
8. STOP OR BREAK TO WALK INTO BOX, 360 TURN EITHER WAY, WALK OUT

[CGTC/T/18-2.png]

Pattern Provided by:

The Judges

Mason Dixon Color Classic


Trail (All Walk Trot Trail/In Hand Trail)

Show Date: May 10-11, 2025

#9 TRAIL PACK #2
WALK JOG VERSION

HORSE SHOW PATTERNS.COM

OF LOGS: 23



1. WORK LEFT HANDED GATE
2. JOG OVER LOGS INTO CHUTE, STOP
3. BACK STRAIGHT, WALK OUT
4. JOG OBSTACLE #4

5. JOG OVER POLES AS SHOWN
6. WALK OVER FIRST 2 POLES, THEN JOG
7. JOG OVER SERPENTINE POLES
8. STOP! WALK INTO BOX, 360 TURN EITHER WAY, WALK OUT

[CGTC/T/18-3.png]

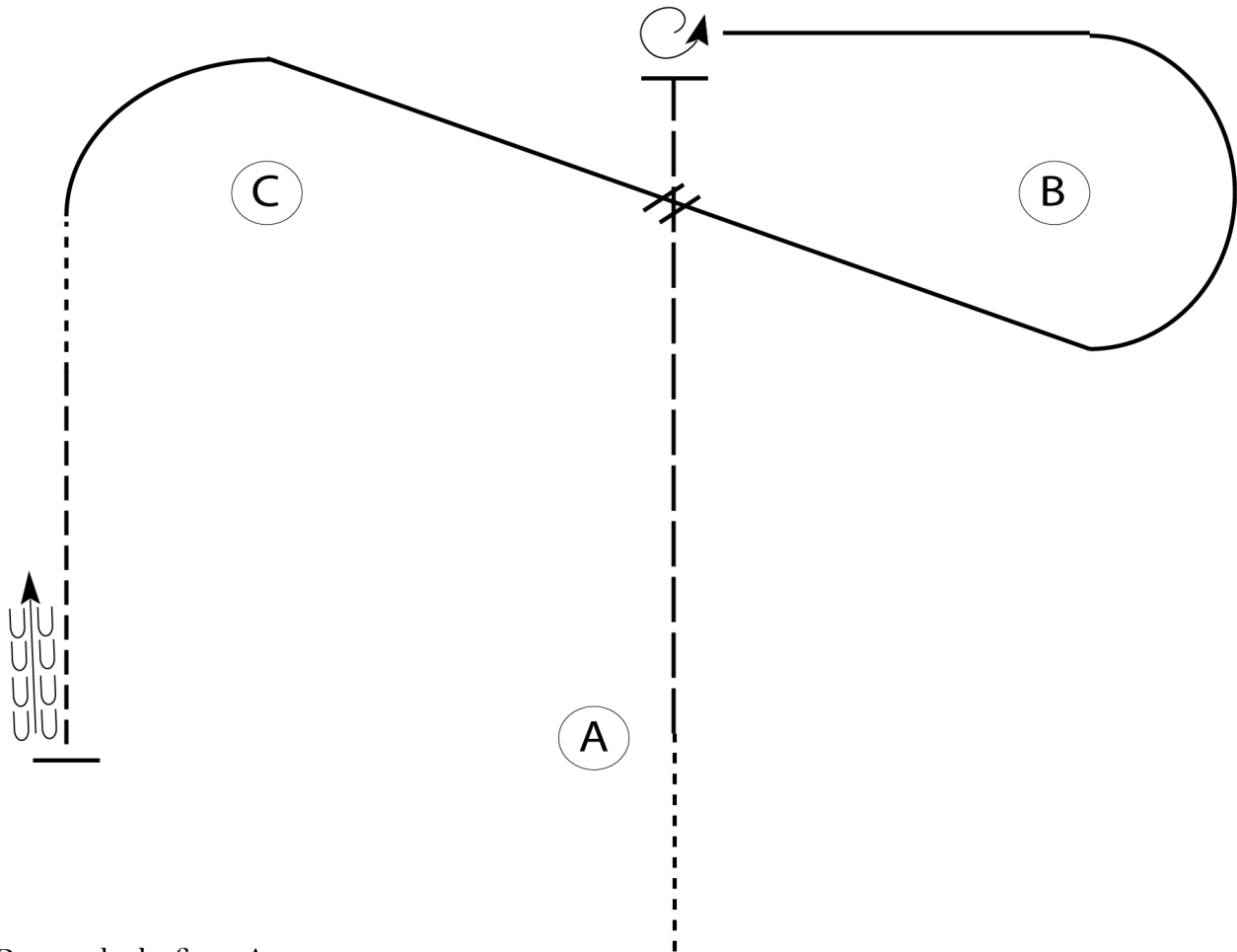
Pattern Provided by:

The Judges

Mason Dixon Color Classic

Western Horsemanship (Amateur/Youth 18U)

Show Date: May 10-11, 2025



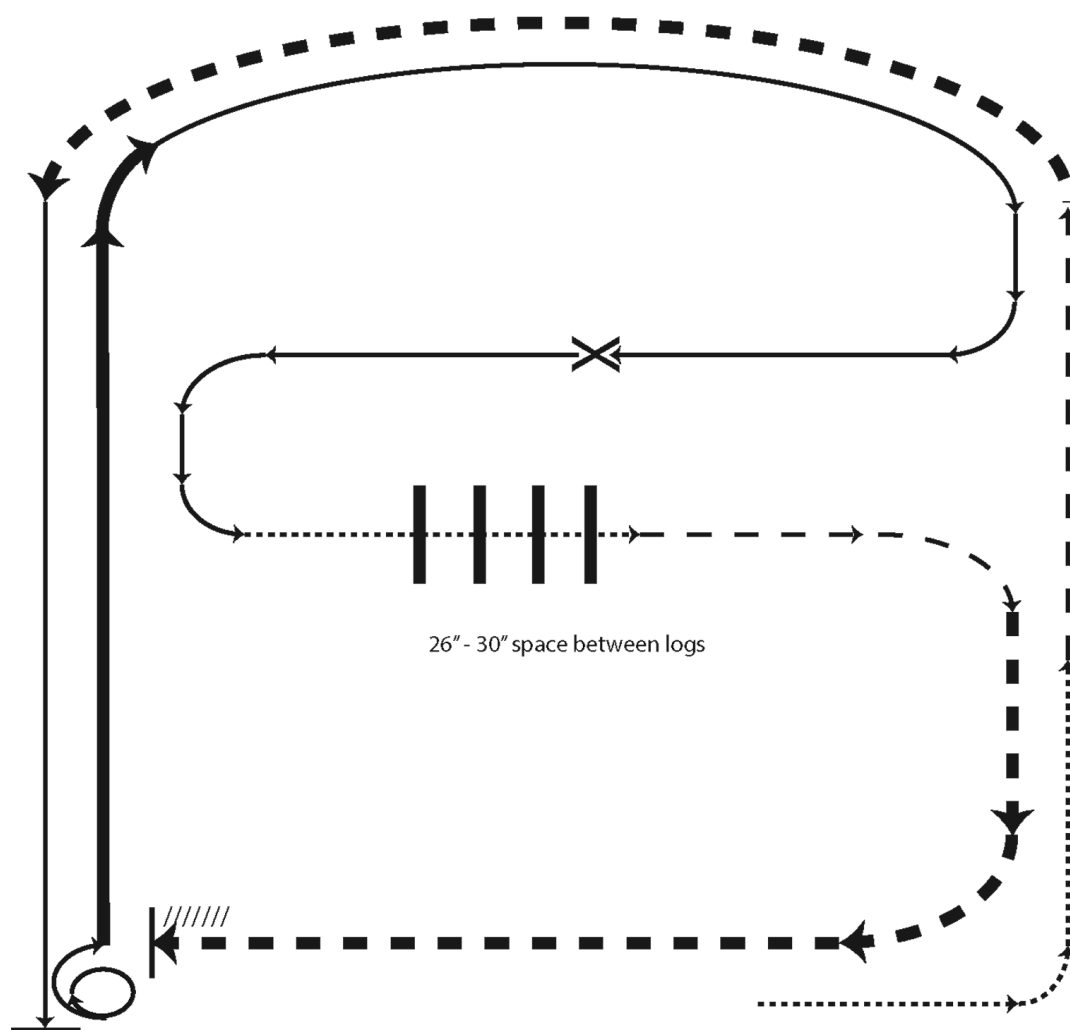
Pattern Provided by:

The Judges

Mason Dixon Color Classic

All Ranch Riding

Show Date: May 10-11, 2025



- X Lead Change
- Walk
- - - Trot
- · · Ext Trot
- ▬▬▬ Lope
- ▬▬▬ Ext Lope
- /////// Back

1. Walk
2. Trot
3. Extended trot
4. Left lead lope
5. Stop, 1 1/2 turn right
6. Extended lope
7. Collect to working lope-right lead
8. Change leads (simple or flying)
9. Walk
10. Walk over logs
11. Trot
12. Extended trot
13. Stop and back

[RR/AQHA-2]

Pattern Provided by:

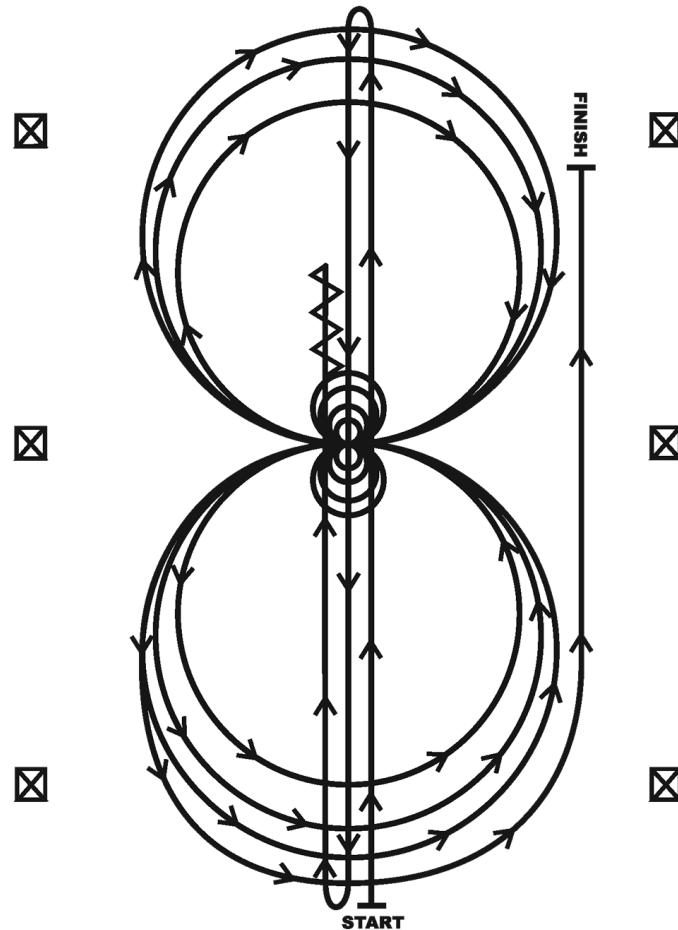
The Judges

Mason Dixon Color Classic

Reining (Reining)

Show Date: May 10-11, 2025

REINING PATTERN 1



1. Run at speed to the far end of the arena past the endmarker and do a left rollback—no hesitation.
2. Run to the opposite end of the arena past the end marker and do a right rollback—no hesitation.
3. Run past the center marker and do a sliding stop. Back up to center of the arena or at least ten feet (three meters). Hesitate.
4. Complete four spins to the right. Hesitate.
5. Complete four and one-quarter spins to the left so that horse is facing left wall or fence. Hesitate.
6. Beginning on the left lead, complete three circles to the left: the first circle large and fast; the second circle small and slow; the third circle large and fast. Change leads at the center of the arena.
7. Complete three circles to the right: the first circle large and fast; the second circle small and slow; the third circle large and fast. Change leads at the center of the arena.
8. Begin a large circle to the left but do not close this circle. Run straight up the right side of the arena past the center marker and do a sliding stop at least twenty feet (six meters) from wall or fence. Hesitate to demonstrate the completion of the pattern.

[R/AQHAP-1]

Pattern Provided by:

The Judges