

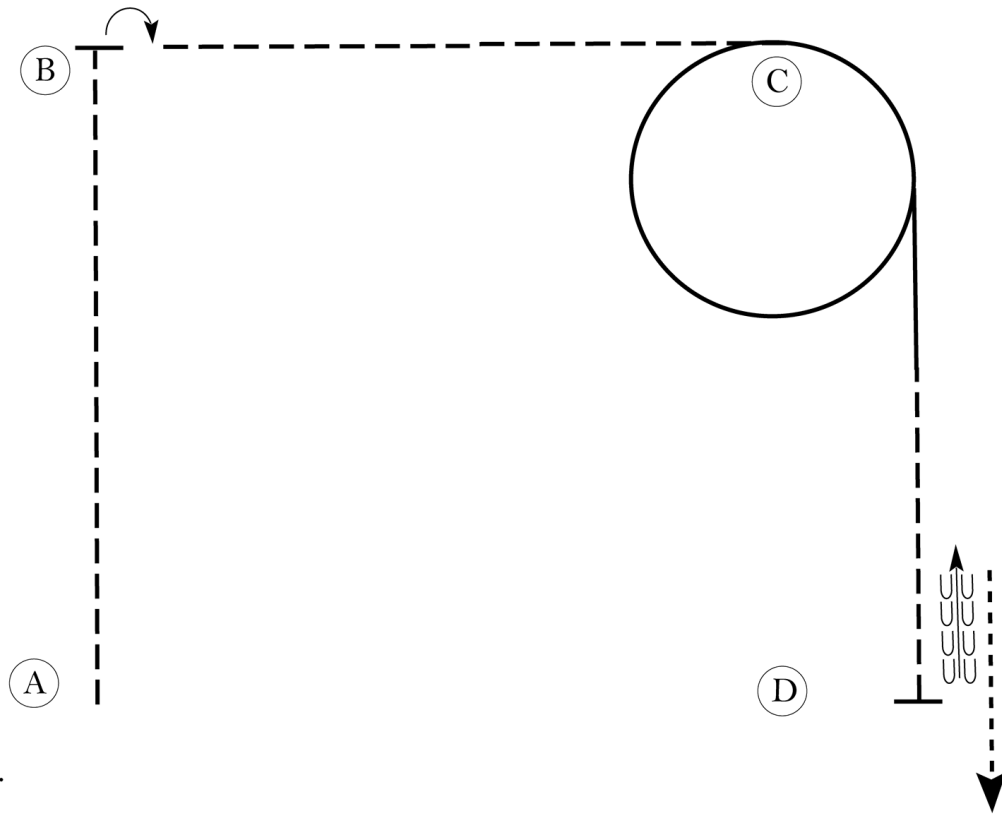
Mason Dixon Color Classic

Hunt Seat EQ (inc Chrome Cash) (Nov Youth, Nov Am, All Breed)

Show Date: May 11-12 2024

www.HorseShowPatterns.com

www.HorseShowPatterns.com



Be ready at A.

1. Sitting trot to B.
2. Stop at B and execute a 90 degree turn on the haunches to the right.
3. Posting trot on the right diagonal to C.
4. Canter on the right lead in a circle around C.
5. Continue on the right lead halfway to D.
6. Posting trot on the left diagonal to D.
7. Stop at D and back approximately one horse length.
8. Walk forward to and past D.

Follow the instructions of your ring steward.

Walk	-----
Trot	- - - - -
Extended Trot	-----
Canter	=====
Leg Yield	
Lead Change	↙ ↘
Back	← ← ← ← ←
Marker	⊙
Sidepass	← ← ← ← ←
Hand Gallop	-----

[HSE/1-43]

Pattern Provided by:

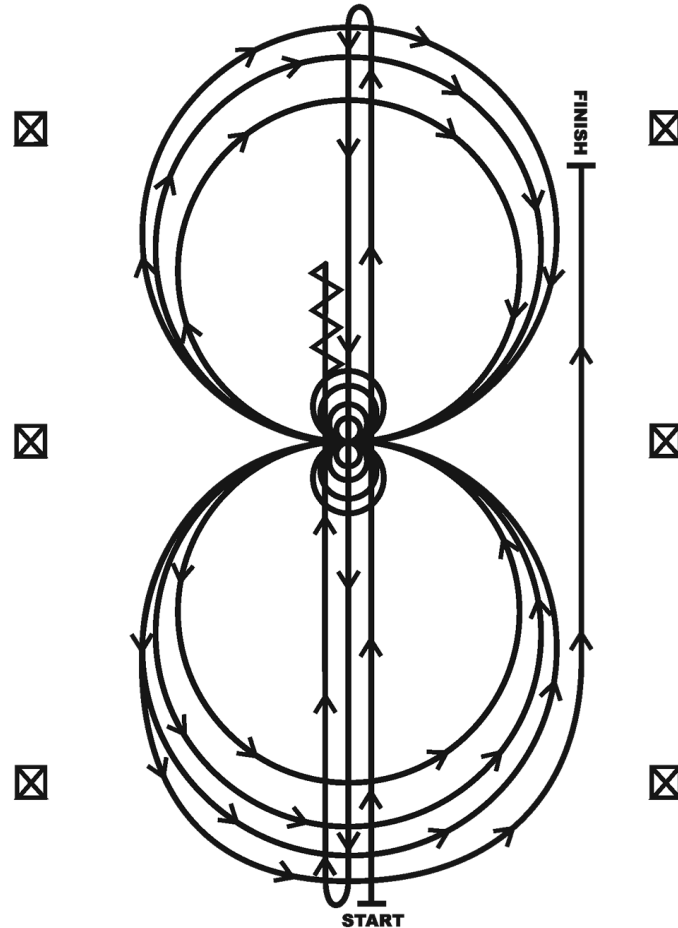
The Judges

Mason Dixon Color Classic

Reining (Open, Youth, Amateur)

Show Date: May 11-12 2024

REINING PATTERN I



1. Run at speed to the far end of the arena past the endmarker and do a left rollback—no hesitation.
2. Run to the opposite end of the arena past the end marker and do a right rollback—no hesitation.
3. Run past the center marker and do a sliding stop. Back up to center of the arena or at least ten feet (three meters). Hesitate.
4. Complete four spins to the right. Hesitate.
5. Complete four and one-quarter spins to the left so that horse is facing left wall or fence. Hesitate.
6. Beginning on the left lead, complete three circles to the left: the first circle large and fast; the second circle small and slow; the third circle large and fast. Change leads at the center of the arena.
7. Complete three circles to the right: the first circle large and fast; the second circle small and slow; the third circle large and fast. Change leads at the center of the arena.
8. Begin a large circle to the left but do not close this circle. Run straight up the right side of the arena past the center marker and do a sliding stop at least twenty feet (six meters) from wall or fence. Hesitate to demonstrate the completion of the pattern.

[R/AQHAP-1]

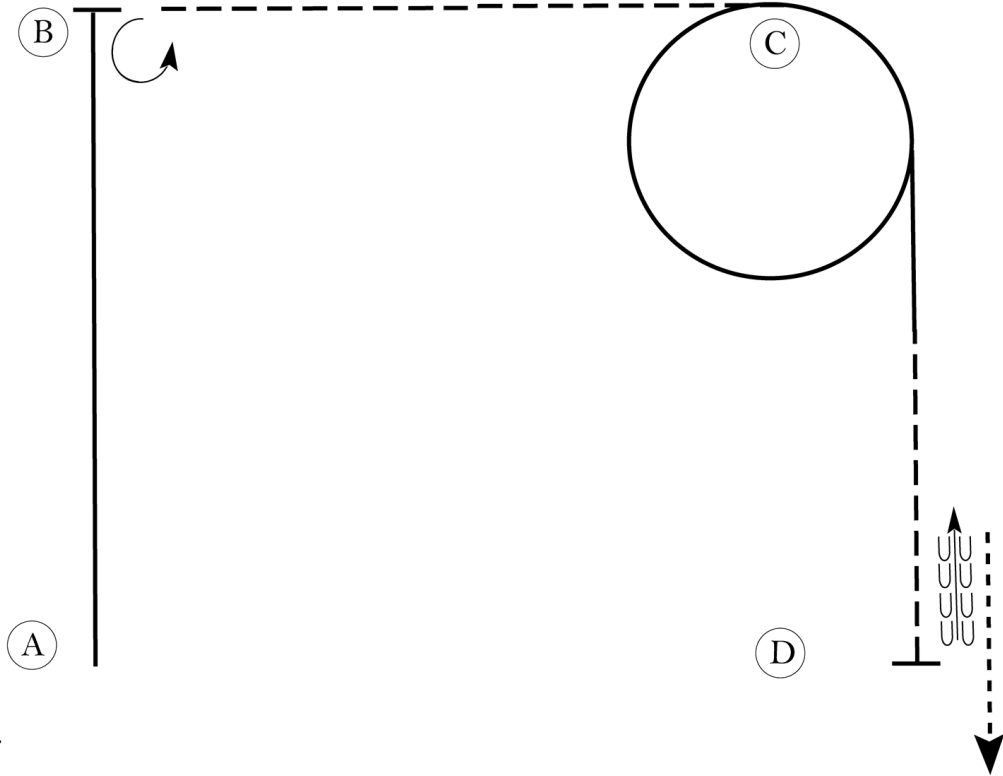
Pattern Provided by:

The Judges

Mason Dixon Color Classic

Hunt Seat Equitation (inc CC) (Amateur, Youth)

Show Date: May 11-12 2024



Be ready at A.

1. Canter on the left lead to B.
2. Stop at B and execute a 270 degree turn on the haunches to the left.
3. Posting trot on the right diagonal to C.
4. Canter on the right lead in a circle around C.
5. Continue on the right lead halfway to D.
6. Posting trot on the left diagonal to D.
7. Stop at D and back approximately one horse length.
8. Walk forward to and past D.

Follow the instructions of your ring steward.

Walk	-----
Trot	- - - - -
Extended Trot	—————
Canter	—————
Leg Yield	
Lead Change	↘↘↘
Back	←←←
Marker	(B)
Sidepass	←-----→
Hand Gallop	—————

[HSE/2-43]

Pattern Provided by:

The Judges

w w w . H o r s e S h o w P a t t e r n s . c o m

w w w . H o r s e S h o w P a t t e r n s . c o m

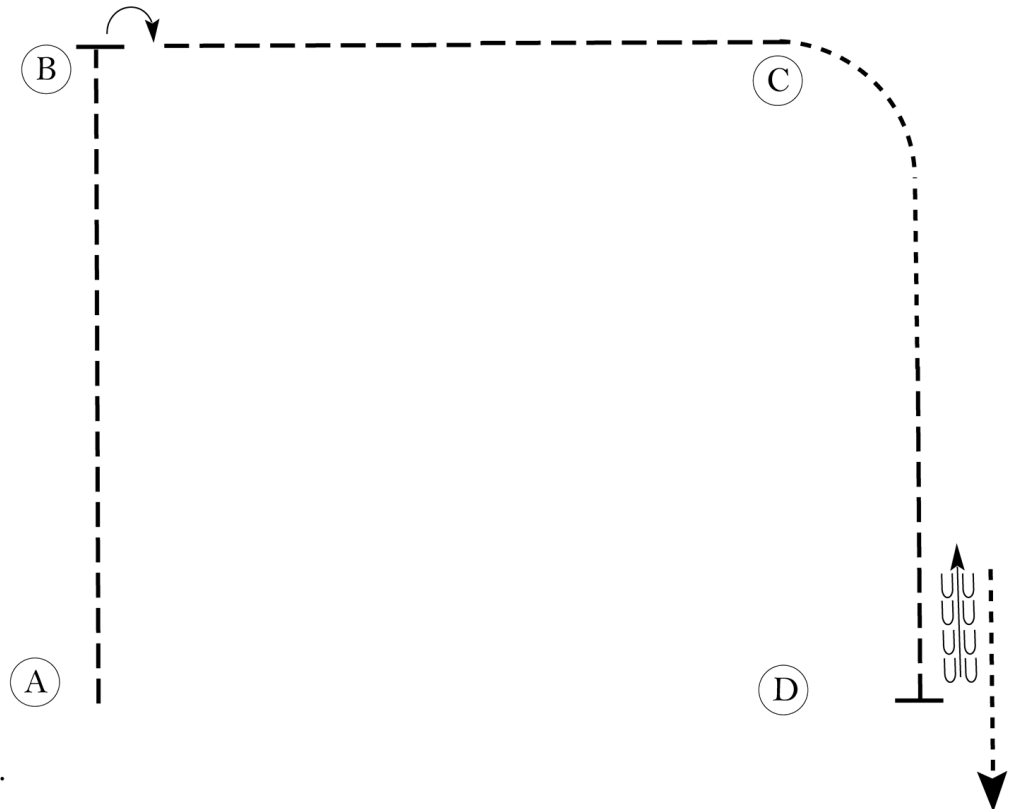
Mason Dixon Color Classic

Hunt Seat Equitation(All Walk Trot)

Show Date: May 11-12 2024

w w w . H o r s e S h o w P a t t e r n s . c o m

w w w . H o r s e S h o w P a t t e r n s . c o m



Be ready at A.

1. Posting trot on the left diagonal to B.
2. Stop at B and execute a 90 degree turn on the haunches to the right.
3. Posting trot on the right diagonal to C.
4. At C, drop to a walk and walk halfway to D.
5. Sitting trot to D.
6. Stop at D and back approximately one horse length.
7. Walk forward to and past D.

Follow the instructions of your ring steward.

Walk	-----
Trot	- - - - -
Extended Trot	- - - - -
Canter	—————
Leg Yield	
Lead Change	///
Back	←←←←←
Marker	ⓑ
Sidepass	←←←←←
Hand Gallop	—————

[HSE/WT-43]

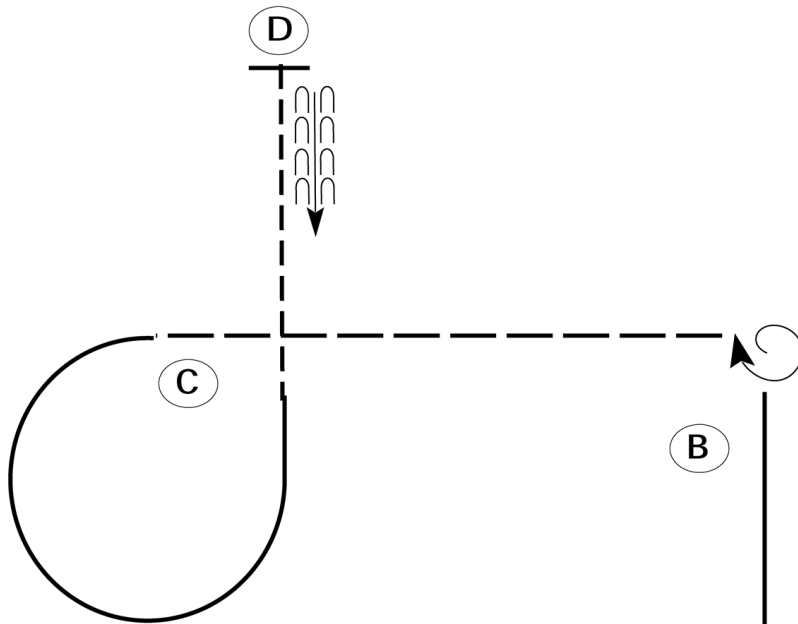
Pattern Provided by:

The Judges

Mason Dixon Color Classic

Western Horsemanship (inc Chrome Cash) (Youth , Amateur-)

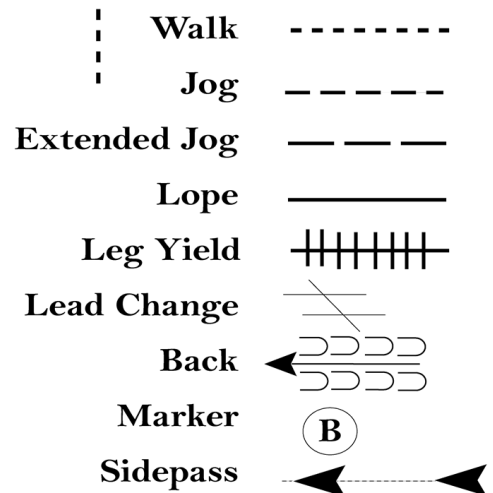
Show Date: May 11-12 2024



Be ready before A.

1. Walk to A.
2. Lope on the right lead past B.
3. Spin 1 3/4 turns to the right.
4. Extend the jog from B to C.
5. Lope a circle on the left lead around C.
6. Jog from C to D.
7. Stop at D and back approximately one horse length.

Follow the instructions of your ring steward.



[WH/3-67]

Pattern Provided by:

The Judges

w w w . H o r s e S h o w P a t t e r n s . c o m

w w w . H o r s e S h o w P a t t e r n s . c o m

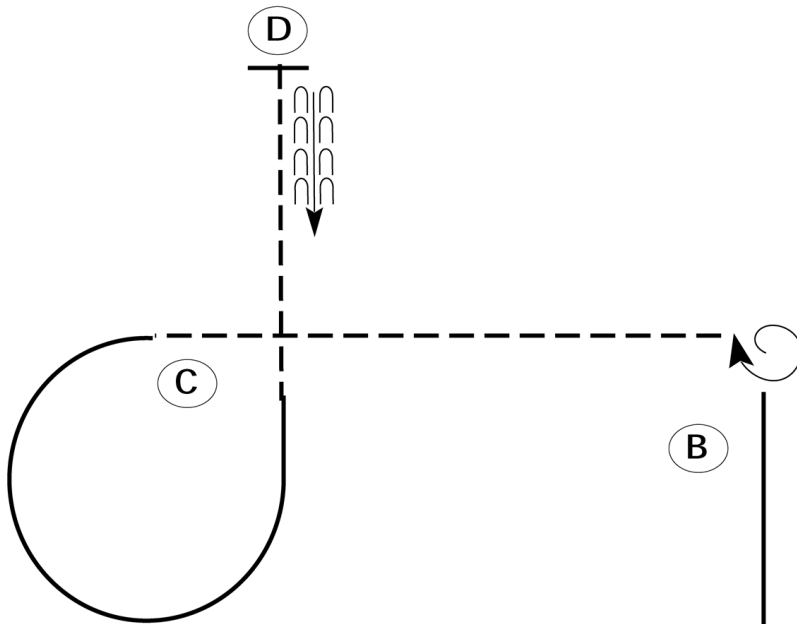
Mason Dixon Color Classic

Western Horsemanship (inc Chrome Cash) (Nov Youth, Nov Am, All Breed,

Show Date: May 11-12 2024

w w w . H o r s e S h o w P a t t e r n s . c o m

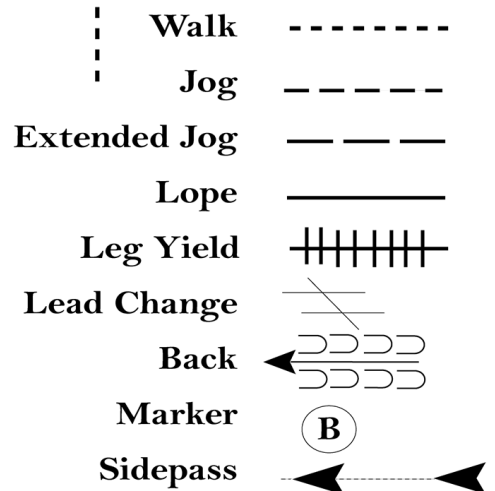
w w w . H o r s e S h o w P a t t e r n s . c o m



Be ready before A.

1. Walk to A.
2. Lope on the right lead past B.
3. Spin 3/4 turns to the right.
4. Jog from B to C.
5. Lope a circle on the left lead around C.
6. Jog from C to D.
7. Stop at D and back approximately one horse length.

Follow the instructions of your ring steward.



[WH/2-67]

Pattern Provided by:

The Judges

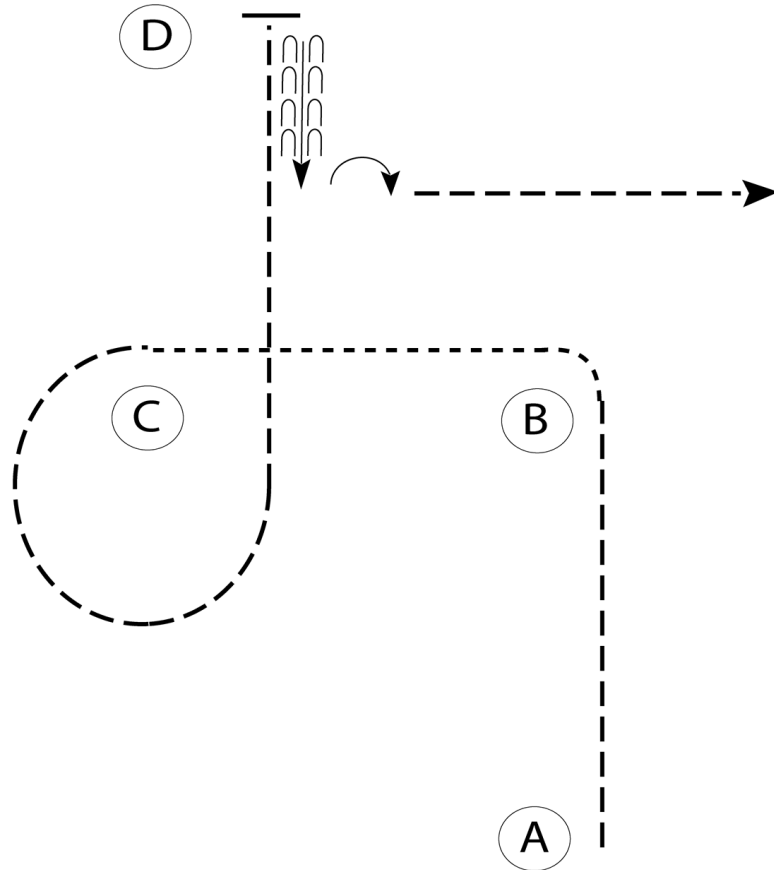
Mason Dixon Color Classic

Western Horsemanship (inc Chrome Cash) (All Walk Trot)

Show Date: May 11-12 2024

w w w . H o r s e S h o w P a t t e r n s . c o m

w w w . H o r s e S h o w P a t t e r n s . c o m



Be ready at A.

1. Jog to B.
2. Walk around B to the left and to C.
3. Jog at C around to D.
4. Stop and D and back approximately one horse length.
5. Turn 90 degrees to the right on the hindquarters and jog out.

Follow the directions of your ring steward.

Walk	-----
Jog	- - - - -
Extended Jog	— — — —
Lope	————
Lead Change	
Back	
Marker	Ⓚ

[WH/WT-78]

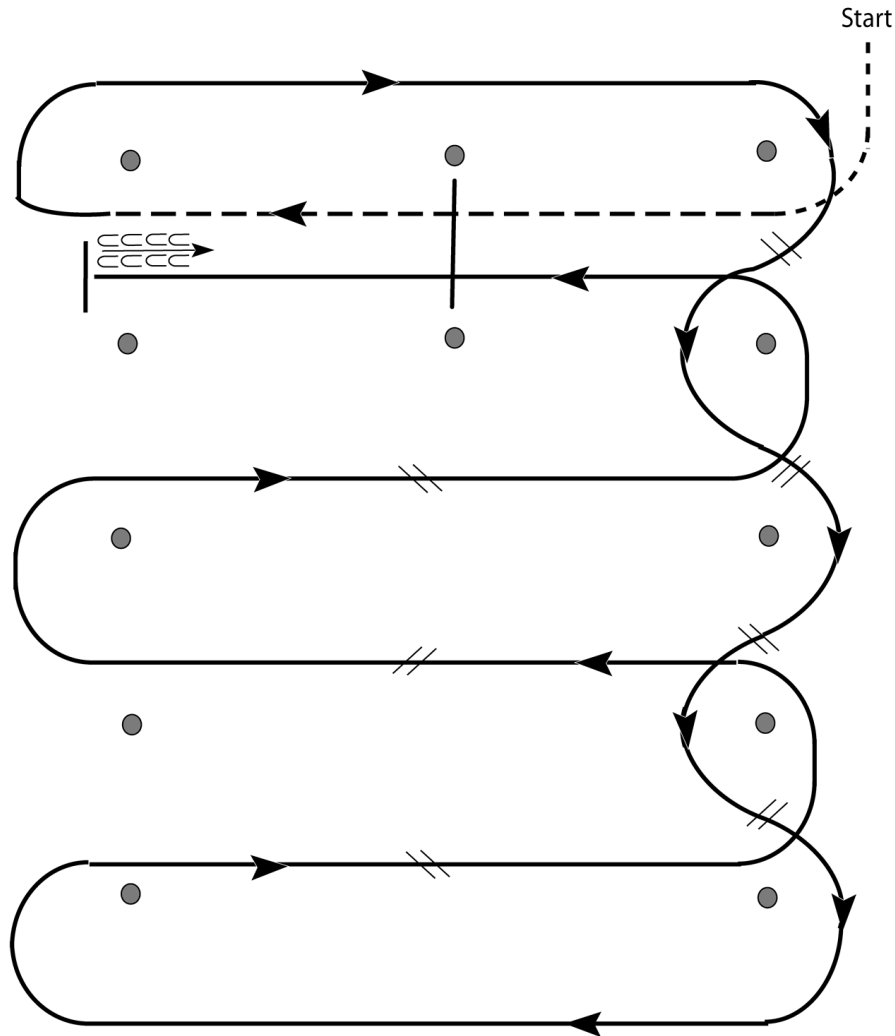
Pattern Provided by:

The Judges

Mason Dixon Color Classic

Western Riding (Open, Youth, Amateur)

Show Date: May 11-12 2024



1. Walk, transition to jog, jog over log.
2. Transition to right.
3. First line change.
4. Second line change.
5. Third line change.
6. Fourth line change.
7. First crossing change.
8. Second crossing change.
9. Third crossing change.
10. Lope over log.
11. Lope, stop and back.

[WR/OP-4]

Pattern Provided by:
The Judges

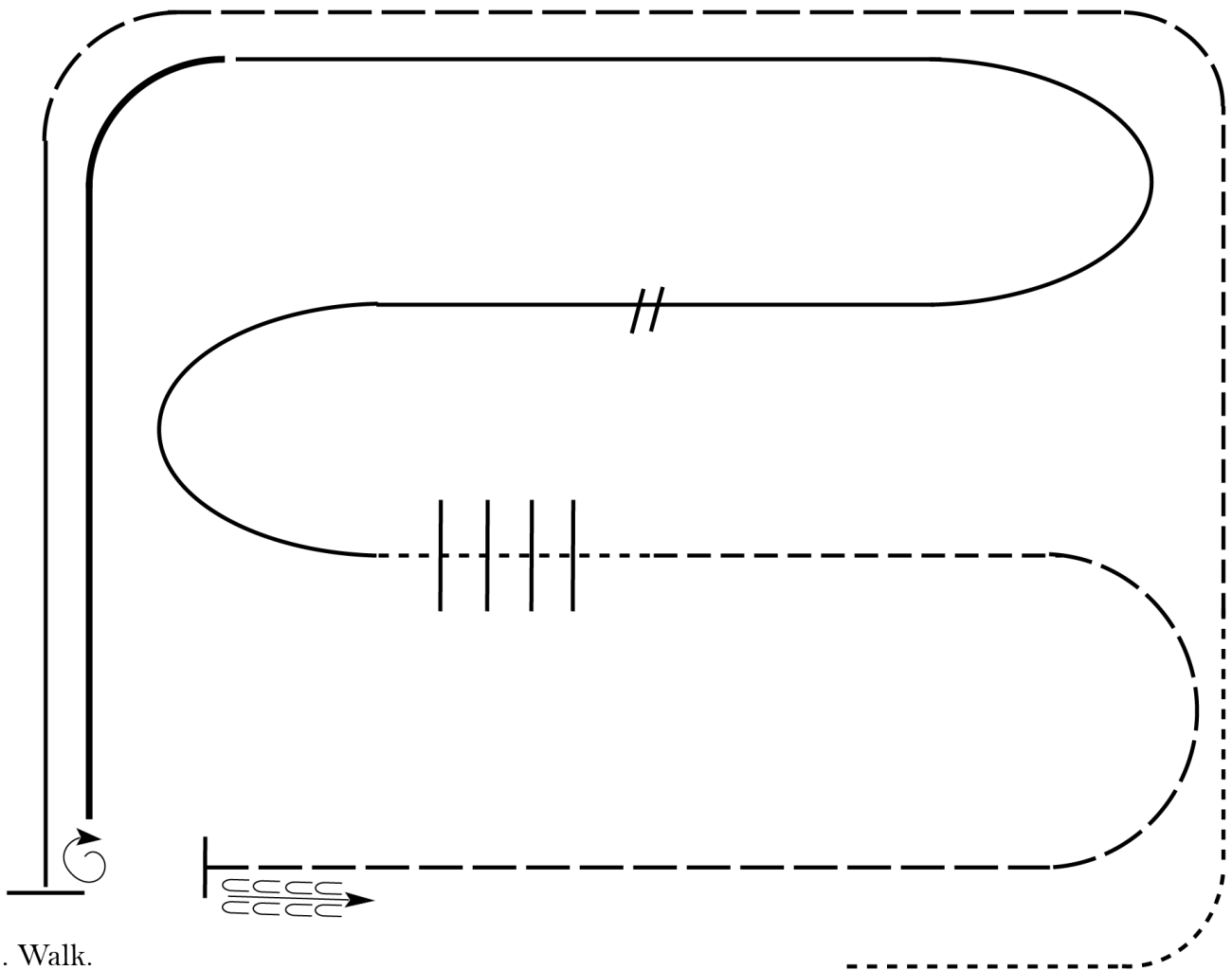
Mason Dixon Color Classic

All Ranch Riding (All Ranch Riding (inc Walk Trot- Trot Only))

Show Date: May 11-12 2024

w w w . H o r s e S h o w P a t t e r n s . c o m

w w w . H o r s e S h o w P a t t e r n s . c o m



1. Walk.
2. Trot
3. Extended trot.
4. Left lead lope
5. Stop, 1 1/2 turn right
6. Extended lope
7. Collect to working lope-right lead
8. Change leads (simple or flying)
9. Walk
10. Walk over logs
11. Trot
12. Extended trot
13. Stop and back

Walk	-----
Jog	-----
Extended Jog	-----
Lope	-----
Lead Change	////
Back	←←←←
Marker	(B)

[RR/2]

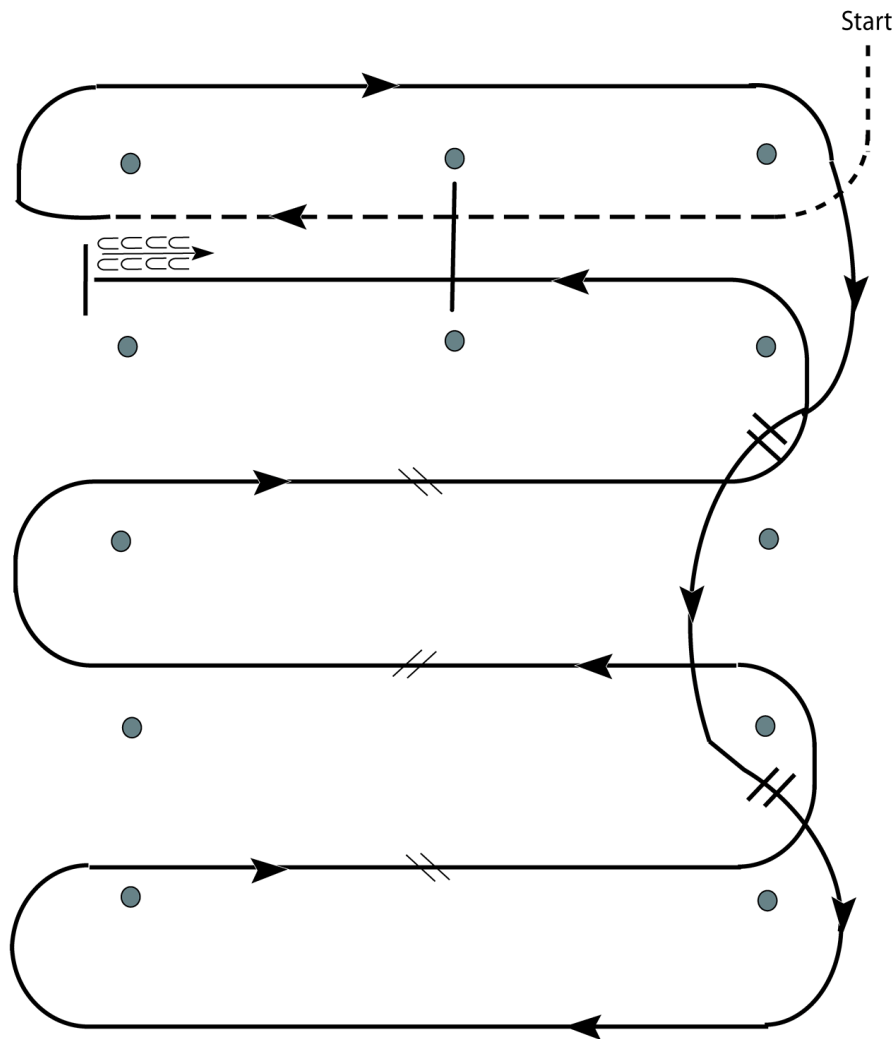
Pattern Provided by:

The Judges

Mason Dixon Color Classic

GREEN WESTERN RIDING

Show Date: May 11-12 2024



1. Walk, transition to jog, jog over log.
2. Transition to right lead and lope around end.
3. First line change.
4. Second line change. Lope around end of arena.
5. First crossing change.
6. Second crossing change.
7. Third crossing change.
8. Lope over log.
9. Lope, stop and back.

[WR/GP-4]

Pattern Provided by:

The Judges

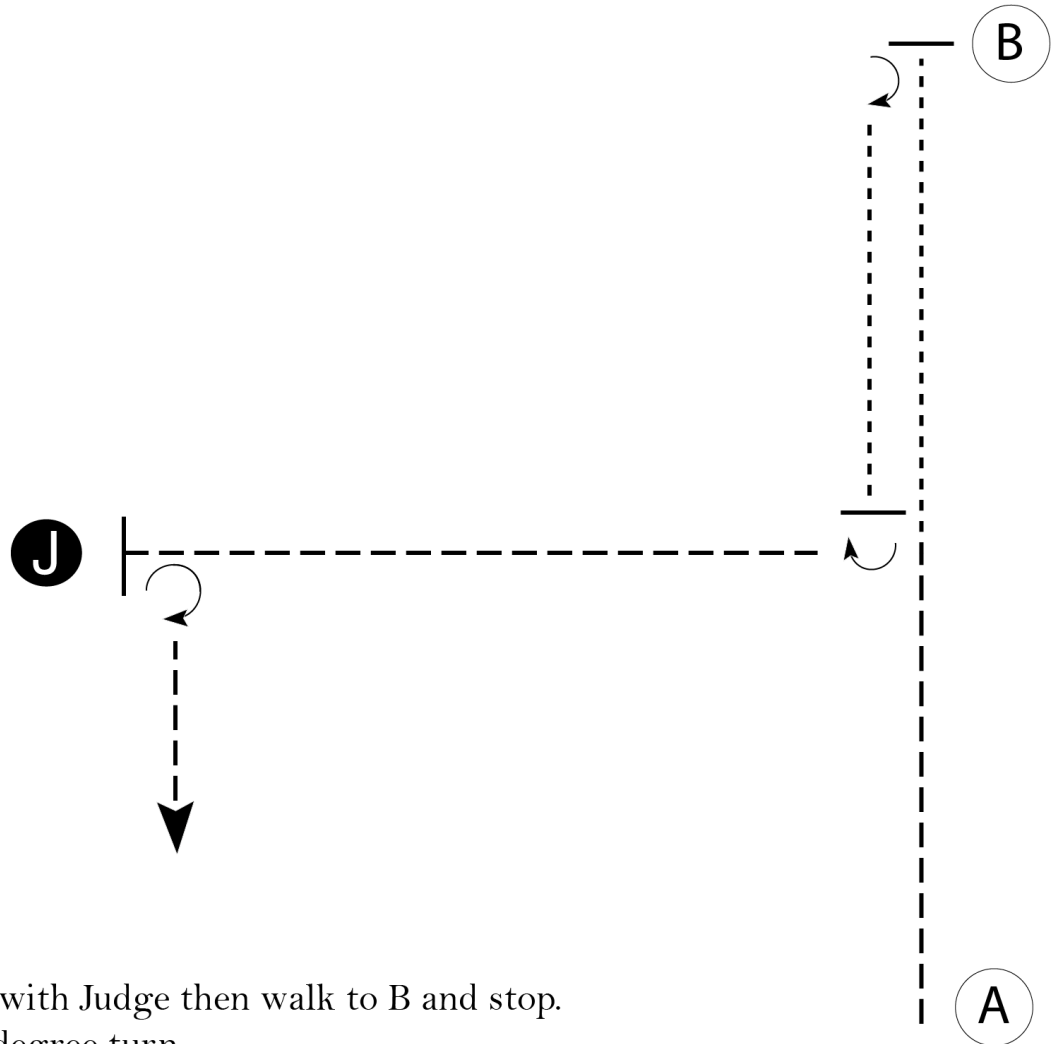
Mason Dixon Color Classic

Showmanship (inc Chrome Cash) (Nov Youth, Nov Amt, All Breed)

Show Date: May 11-12 2024

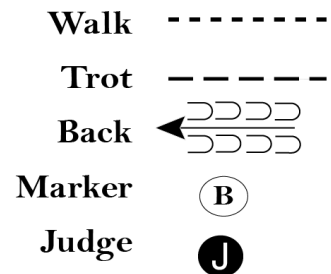
w w w . H o r s e S h o w P a t t e r n s . c o m

w w w . H o r s e S h o w P a t t e r n s . c o m



Be ready at A.

1. Trot until even with Judge then walk to B and stop.
2. Perform a 180 degree turn.
3. Walk until your horse's hip is even with Judge.
4. Perform a 1/4 turn.
5. Trot to Judge.
6. Set up.
7. Inspection. When dismissed, perform a 270 degree turn and trot to exit.



[S/1-120]

Pattern Provided by:

The Judges

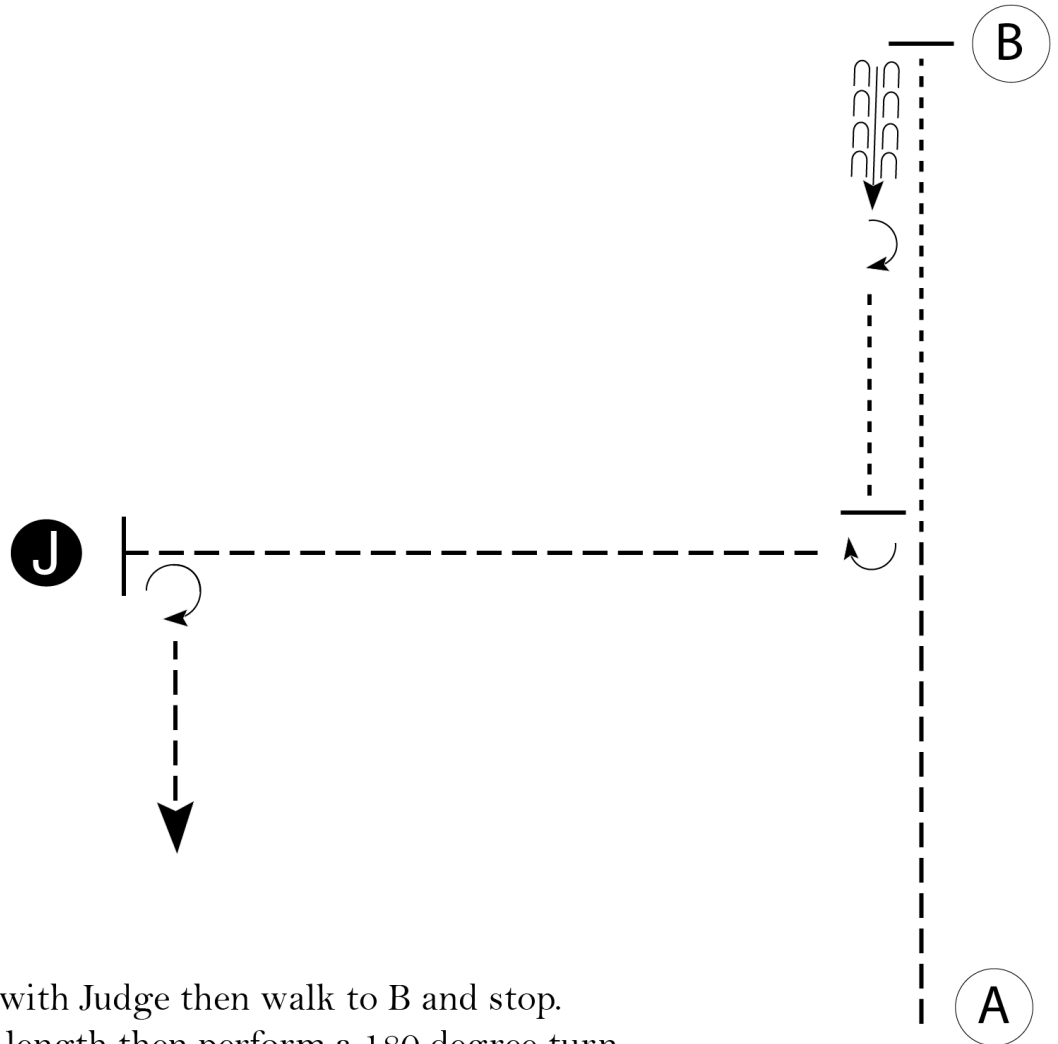
Mason Dixon Color Classic

Showmanship (inc Chrome Cash) (Youth, Amateur)

Show Date: May 11-12 2024

w w w . H o r s e S h o w P a t t e r n s . c o m

w w w . H o r s e S h o w P a t t e r n s . c o m



Be ready at A.

1. Trot until even with Judge then walk to B and stop.
2. Back one horse length then perform a 180 degree turn.
3. Walk until your horse's hip is even with Judge.
4. Perform a 1/4 turn.
5. Trot to Judge.
6. Set up.
7. Inspection. When dismissed, perform a 270 degree turn and trot to exit.

Walk	-----
Trot	- - - - -
Back	← ← ← ← ←
Marker	Ⓟ
Judge	Ⓝ

[S/2-120]

Pattern Provided by:
The Judges

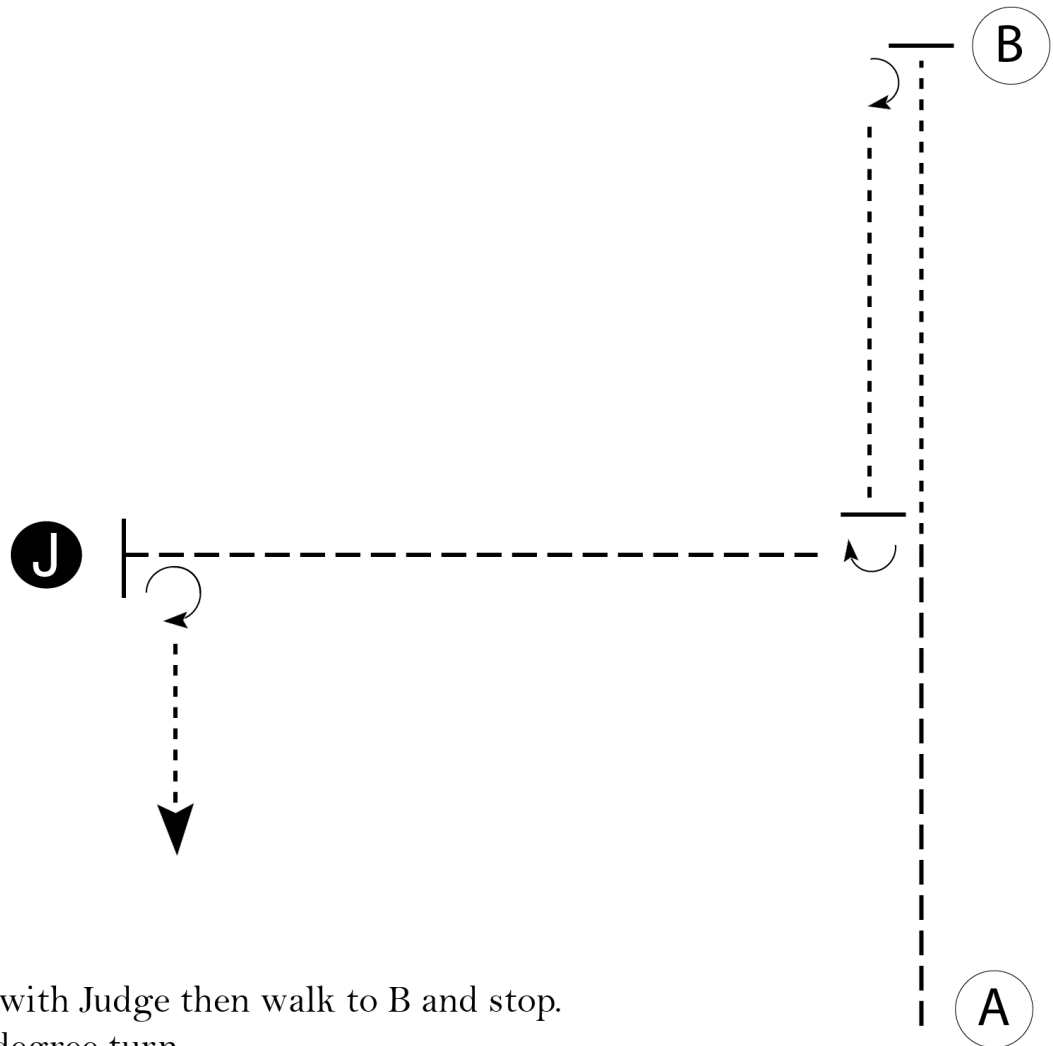
Mason Dixon Color Classic

ALL WALK TROT SHOWMANSHIP (APHA AM- WALK Only)

Show Date: May 11-12 2024

w w w . H o r s e S h o w P a t t e r n s . c o m

w w w . H o r s e S h o w P a t t e r n s . c o m



Be ready at A.

1. Trot until even with Judge then walk to B and stop.
2. Perform a 180 degree turn.
3. Walk until your horse's hip is even with Judge.
4. Perform a 1/4 turn.
5. Trot to Judge.
6. Set up.
7. Inspection. When dismissed, perform a 270 degree turn and walk to exit.

Walk	-----
Trot	- - - - -
Back	← ← ← ← ←
Marker	(B)
Judge	(J)

[S/WT-120]

Pattern Provided by:

The Judges

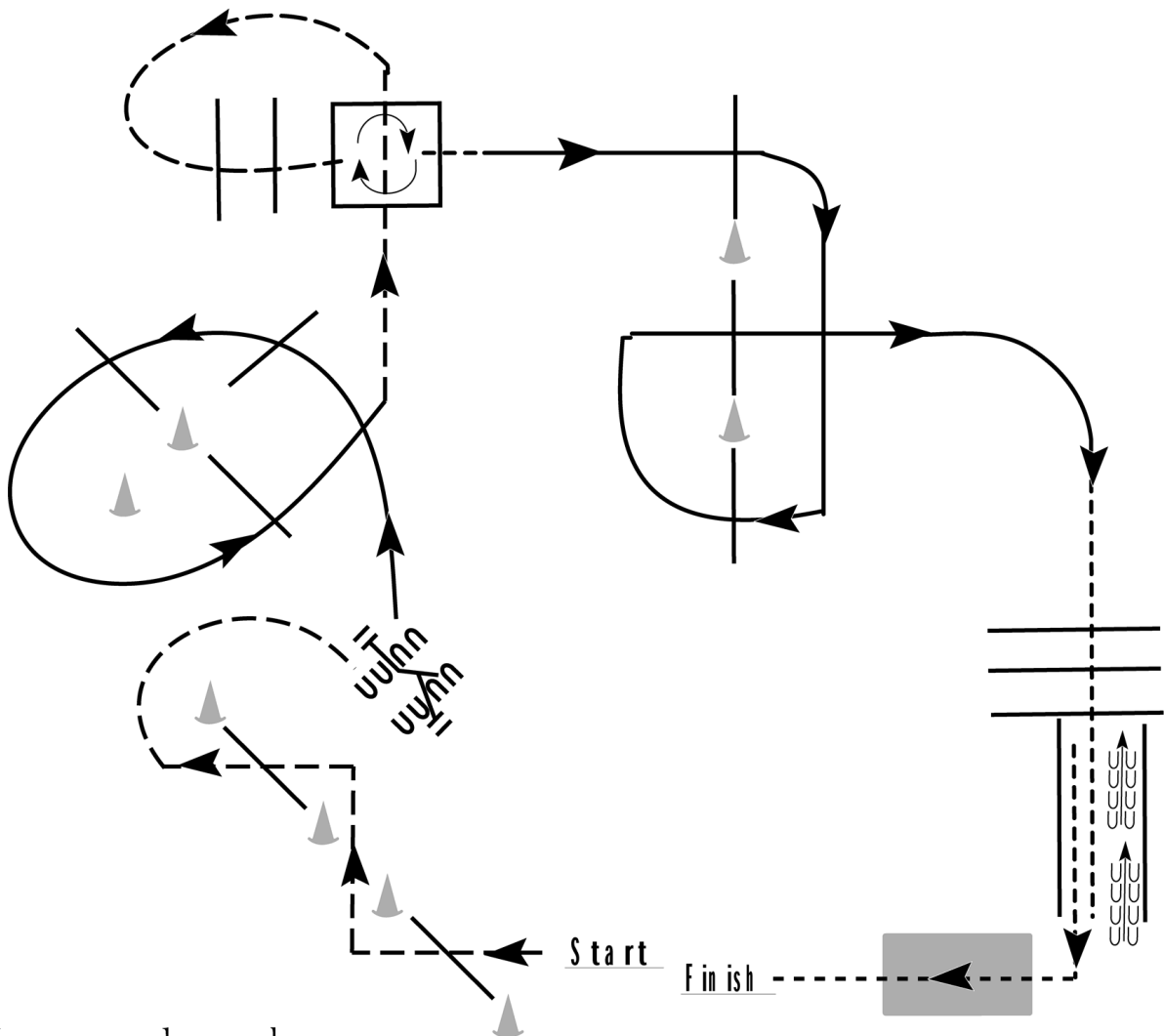
Mason Dixon Color Classic

Trail (Nov Youth, Nov Amateur, All Breed, Green)

Show Date: May 11-12 2024

w w w . H o r s e S h o w P a t t e r n s . c o m

w w w . H o r s e S h o w P a t t e r n s . c o m



1. Jog over poles as shown.
2. Work gate with left hand.
3. Lope on left lead over poles.
4. Jog thru box, over poles and into box.
5. Turn 360 degrees to the right and walk out.
6. Lope on right lead over poles.
7. Walk over poles and into chute; back the chute.
8. Walk out of chute and over bridge to finish.

Walk	-----
Jog	- - - - -
Extended Jog	-----
Lope	=====
Leg Yield	
Lead Change	///
Back	←←←
Marker	Ⓚ
Sidepass	←←←

[T/2-37]

Pattern Provided by:

The Judges

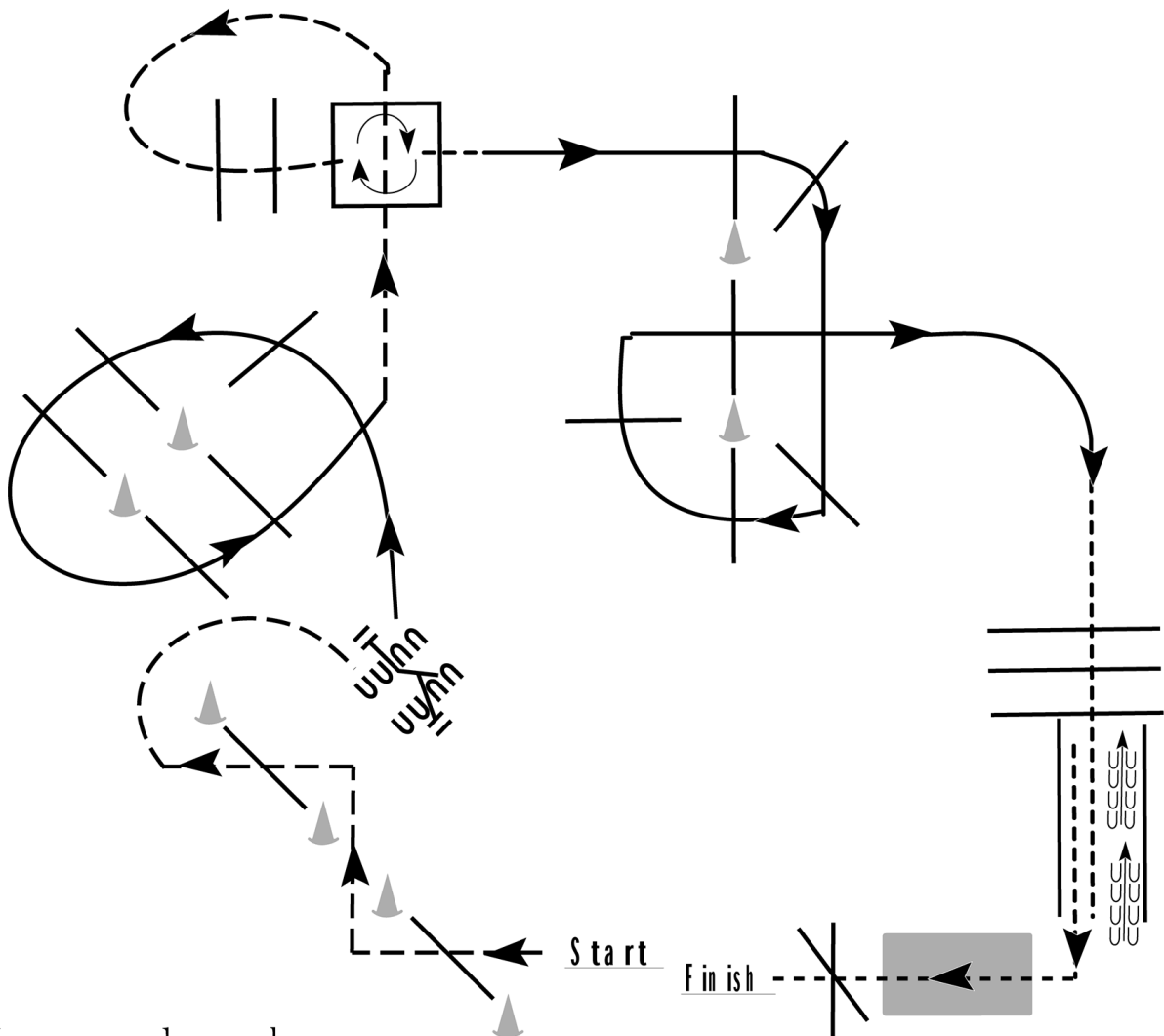
Mason Dixon Color Classic

Trail (inc Chrome Cash) (Open, Amateur, All Breed, SPB, Youth)

Show Date: May 11-12 2024

www.HorseShowPatterns.com

www.HorseShowPatterns.com



1. Jog over poles as shown.
2. Work gate with left hand.
3. Lope on left lead over poles.
4. Jog thru box, over poles and into box.
5. Turn 360 degrees to the right and walk out.
6. Lope on right lead over poles.
7. Walk over poles and into chute; back the chute.
8. Walk out of chute, over bridge and over final elevated pole to finish.

Walk	-----
Jog	- - - - -
Extended Jog	-----
Lope	=====
Leg Yield	
Lead Change	///
Back	←←←
Marker	Ⓚ
Sidepass	←←←

[T/3-37]

Pattern Provided by:

The Judges

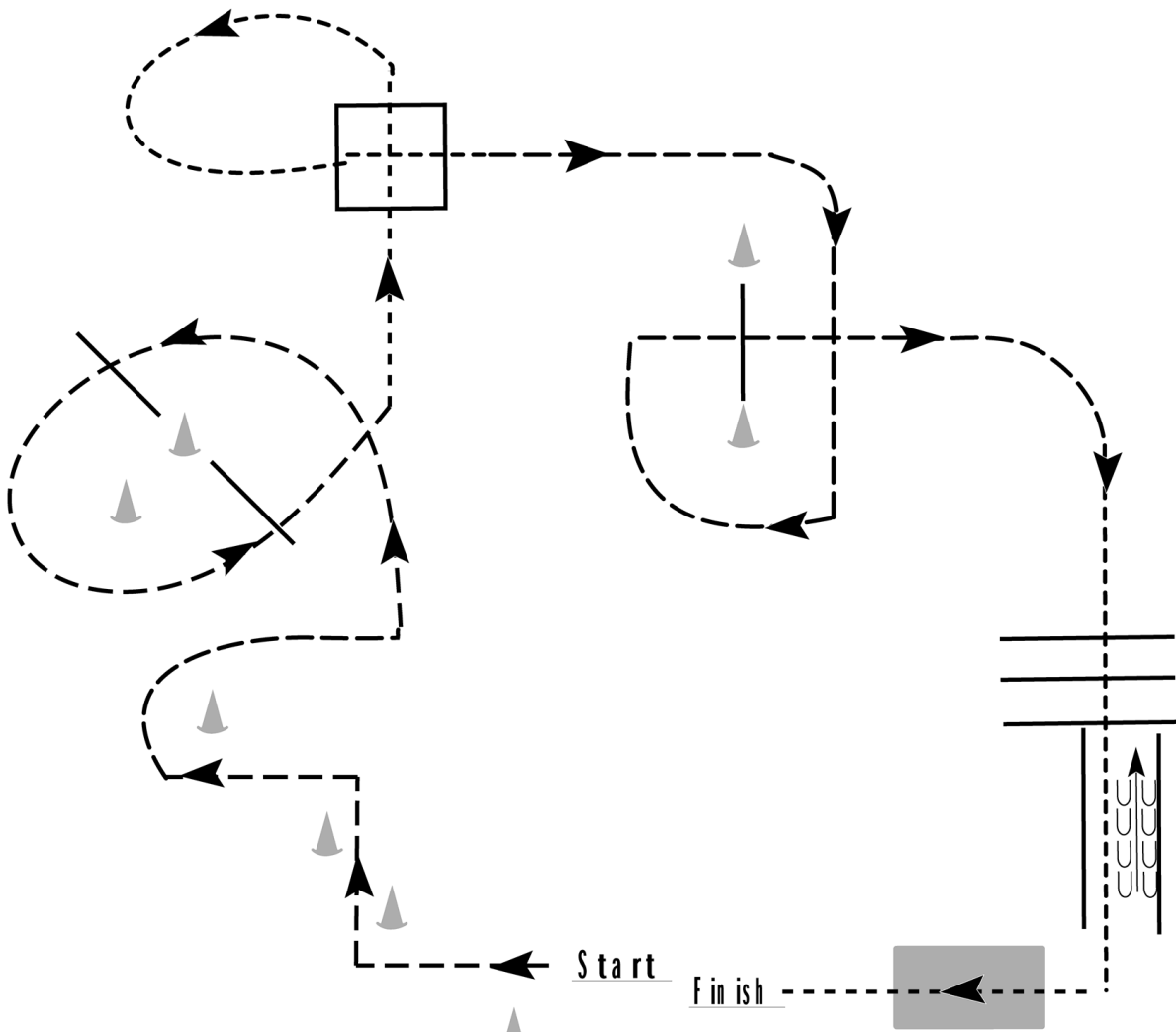
Mason Dixon Color Classic

Trail (All Walk Trot Trail)

Show Date: May 11-12 2024

w w w . H o r s e S h o w P a t t e r n s . c o m

w w w . H o r s e S h o w P a t t e r n s . c o m



1. Jog thru serpentine as shown.
2. Jog over 2 poles.
3. Walk thru box twice as shown.
4. Jog over pole as shown.
5. Walk over poles and into chute.
6. Back up in the chute.
7. Walk out of chute and over bridge to finish.

Walk	-----
Jog	- - - - -
Extended Jog	— — — —
Lope	—————
Leg Yield	
Lead Change	— / —
Back	← ← ← ← ←
Marker	Ⓚ
Sidepass	← ← ← ← ←

[T/WT-37]

Pattern Provided by:
The Judges

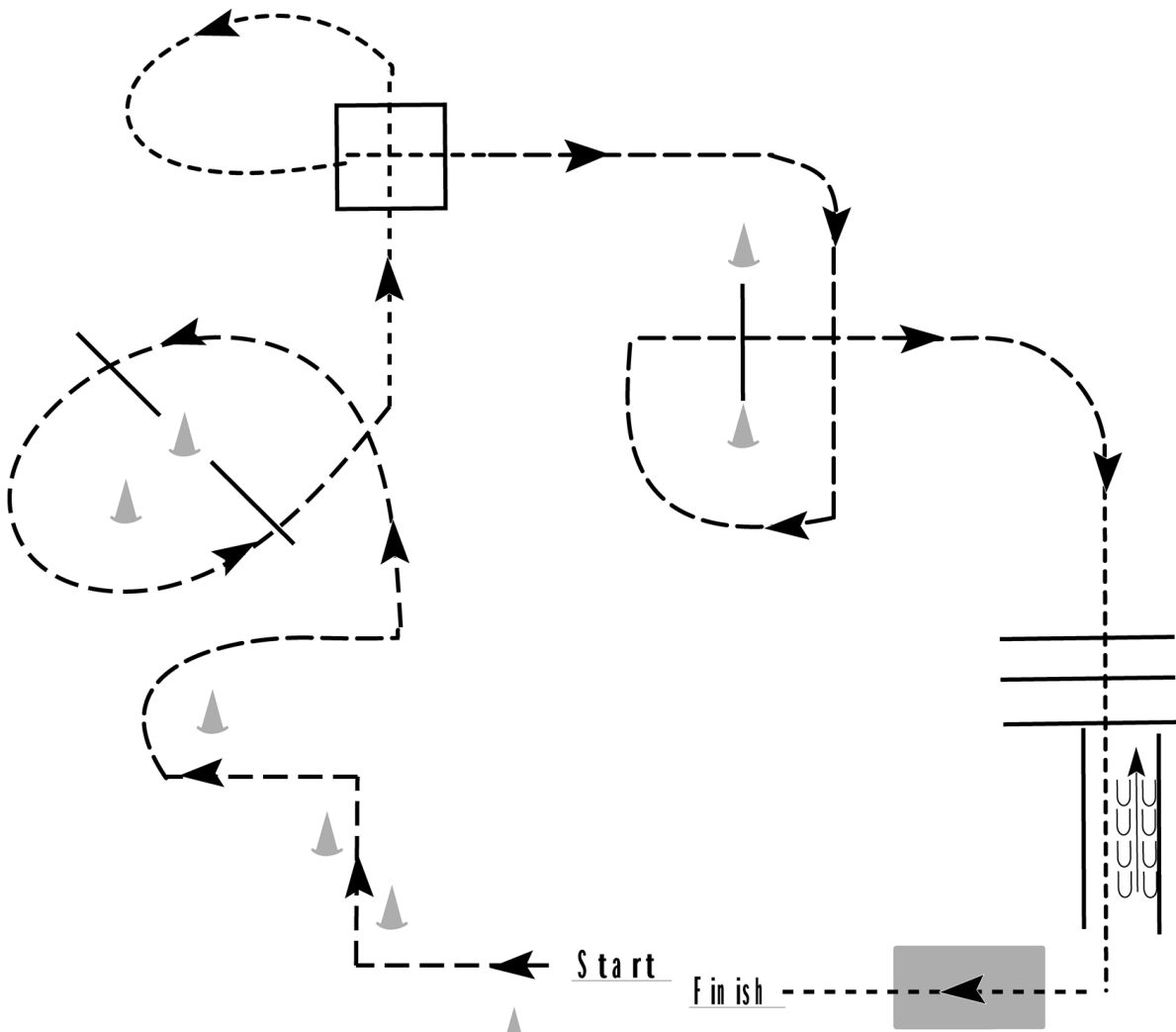
Mason Dixon Color Classic

Trail (All In Hand Trail)

Show Date: May 11-12 2024

w w w . H o r s e S h o w P a t t e r n s . c o m

w w w . H o r s e S h o w P a t t e r n s . c o m

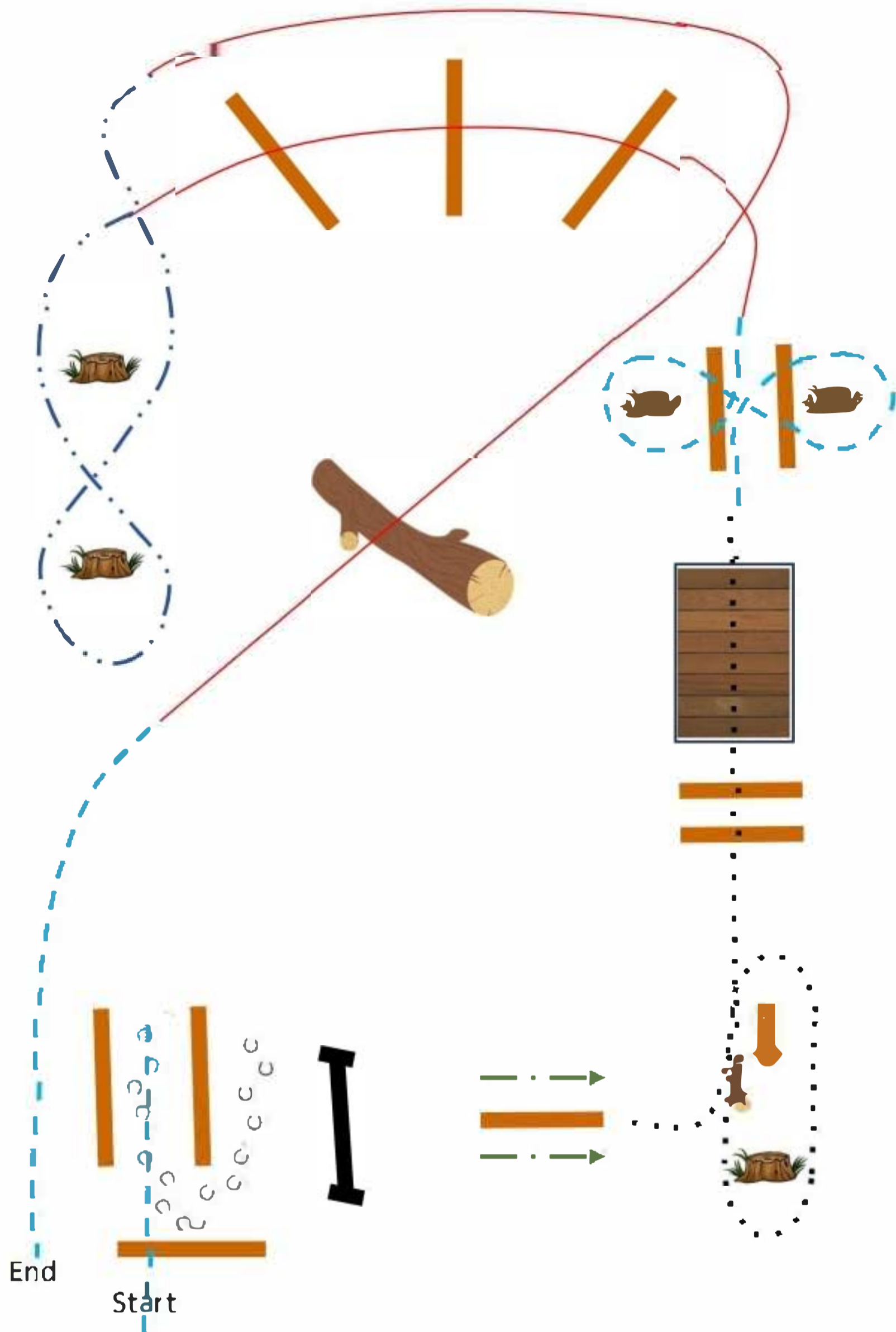


1. Jog thru serpentine as shown.
2. Jog over 2 poles.
3. Walk thru box twice as shown.
4. Jog over pole as shown.
5. Walk over poles and into chute.
6. Back up in the chute.
7. Walk out of chute and over bridge to finish.

Walk	-----
Jog	- - - - -
Extended Jog	— — — —
Lope	—————
Leg Yield	
Lead Change	— / —
Back	← ← ← ← ←
Marker	(B)
Sidepass	← ← ← ← ←

[T/WT-37]

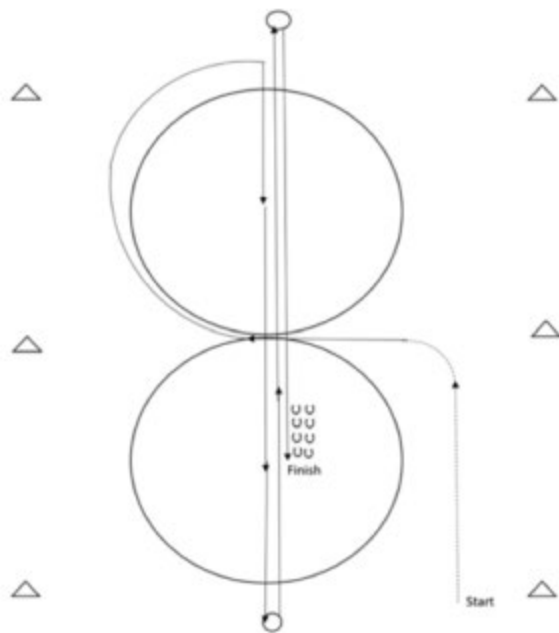
Pattern Provided by:
The Judges



••••• Walk — · · · — Ext Trot ———— Lope ⓄⓄⓄⓄ Back - - - - Trot — · · · —> Side Pass

1. Start by trotting over the first log and into the shut. Back around the U until you are in position for the gate.
2. Open and close the gate using a left hand push.
3. Side pass right past log
4. Complete Log Drag at Trot.
RANCH TRAIL - ONLY OPEN & AMT DRAG
5. Walk over logs and onto the bridge
6. Trot figure eight.
7. Lope Left lead over the logs. Once pass the logs break to a extended trot
8. Extend Trot around the markers.
9. Lope Right Lead around logs and continue to lope over log.. Break to a trot and exit the pen.

Ranch Horse Reining Pattern #1



Trot to center of Arena, Stop. Start pattern facing towards Judge.

1. Beginning on the right lead Lope one circle to the right, Change Leads to the left.
2. Complete one circle to the left, Change leads to the right and go to the top of arena.
3. Run down center of arena past the end marker and come to stop.
4. Complete 1 1/2 spins to right
5. Run to the other end of the arena, past the end marker and come to a stop.
6. Complete 1 1/2 spins to the left.
7. Run past the center marker, stop, back 10 feet.
8. Hesitate to complete pattern.