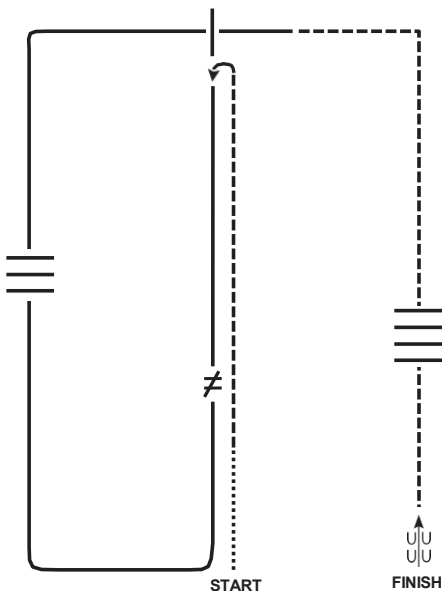
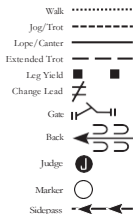


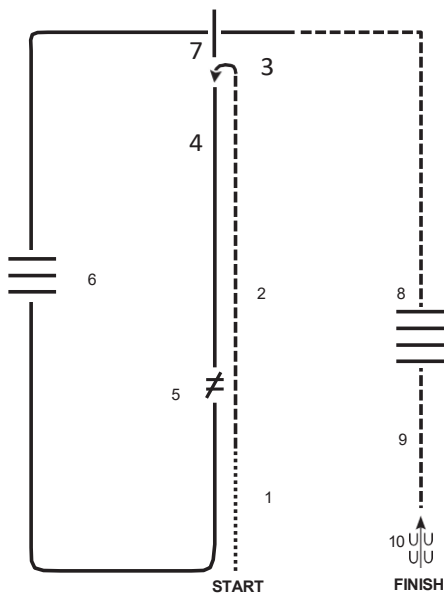
## English Versatility - Pattern 2 - Class 67 & 68



1. Forward Walk From Gate
2. Trot Right Diagonal
3. Halt 180 Forehand turn right
4. Canter Left Lead
5. Change Leads Simple or Flying
6. Right Lead around end and over three rails
7. Right lead around end and over one rail
8. Trot Left Diagonal
9. Trot Four Rails
10. Forward sitting trot
11. Stop and back



## English Versatility - 2 Walk/Trot Class 66



1. Forward Walk From Gate
2. Trot Right Diagonal
3. Halt 180 Forehand turn right
4. Extended Trot Right Diagonal
5. Change Diagonal
6. Extended Trot Left Diagonal around end and over three rails
7. Trot Left Diagonal
8. Trot Four Rails
9. Forward sitting trot
10. Stop and back

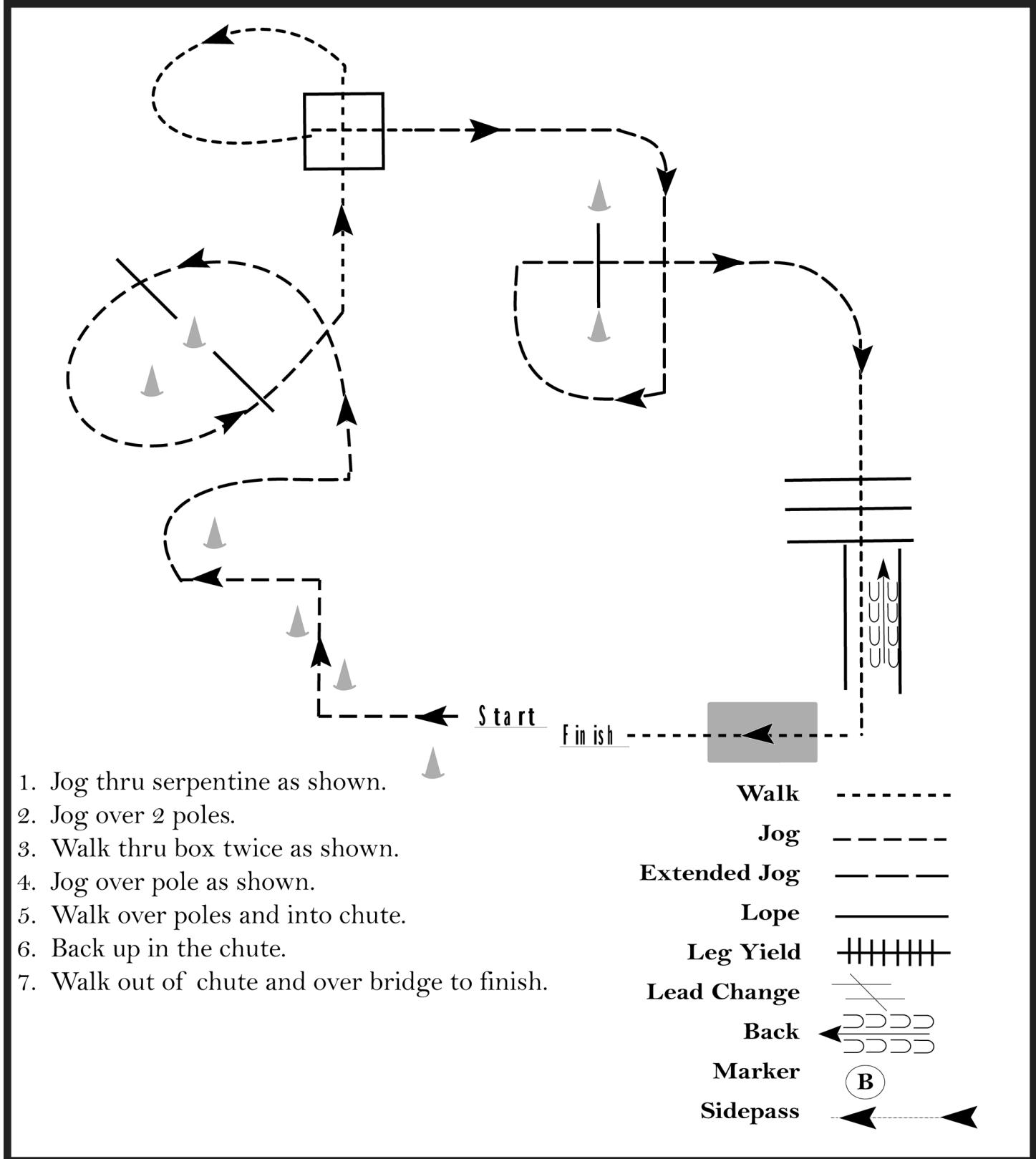
# 2026 Mason Dixon Color Classic

Trail Class 107,108,109,110,111 (All In Hand Trail)

Show Date: May 2-3, 2026

w w w . H o r s e S h o w P a t t e r n s . c o m

w w w . H o r s e S h o w P a t t e r n s . c o m



1. Jog thru serpentine as shown.
2. Jog over 2 poles.
3. Walk thru box twice as shown.
4. Jog over pole as shown.
5. Walk over poles and into chute.
6. Back up in the chute.
7. Walk out of chute and over bridge to finish.

Walk	.....
Jog	-----
Extended Jog	- - - - -
Lope	—————
Leg Yield	
Lead Change	— / —
Back	←←←←←
Marker	ⓑ
Sidepass	←-----→

[T/WT-37]

Pattern Provided by:  
*The Judges*

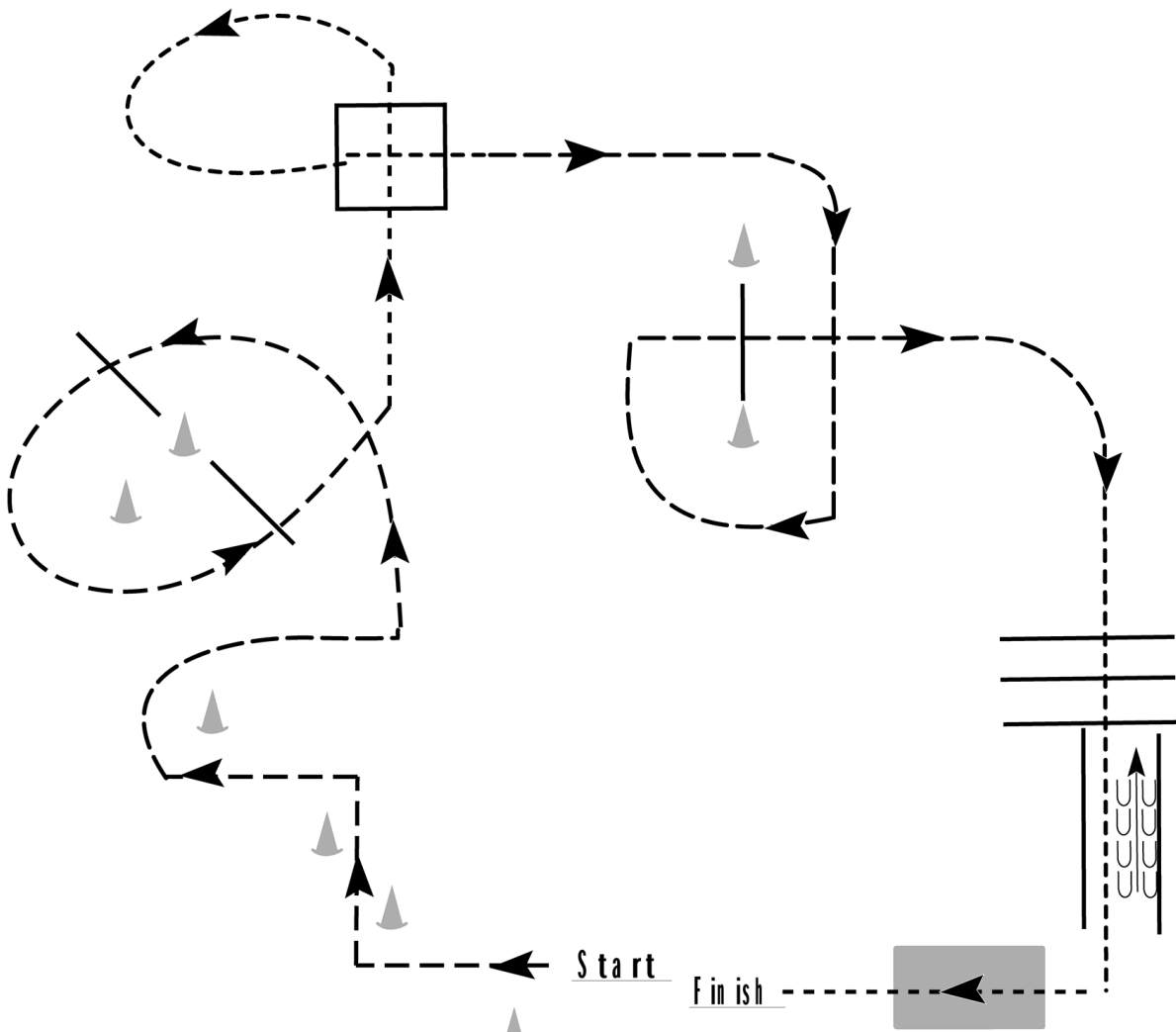
# 2026 Mason Dixon Color Classic

## Trail Class 112,113,114,115 (All Walk Trot)

Show Date: May 2-3, 2026

w w w . H o r s e S h o w P a t t e r n s . c o m

w w w . H o r s e S h o w P a t t e r n s . c o m



1. Jog thru serpentine as shown.
2. Jog over 2 poles.
3. Walk thru box twice as shown.
4. Jog over pole as shown.
5. Walk over poles and into chute.
6. Back up in the chute.
7. Walk out of chute and over bridge to finish.

Walk	-----
Jog	- - - - -
Extended Jog	— — — —
Lope	—————
Leg Yield	
Lead Change	— / —
Back	← ← ← ← ←
Marker	Ⓚ
Sidepass	← ← ← ← ←

[T/WT-37]

Pattern Provided by:

*The Judges*

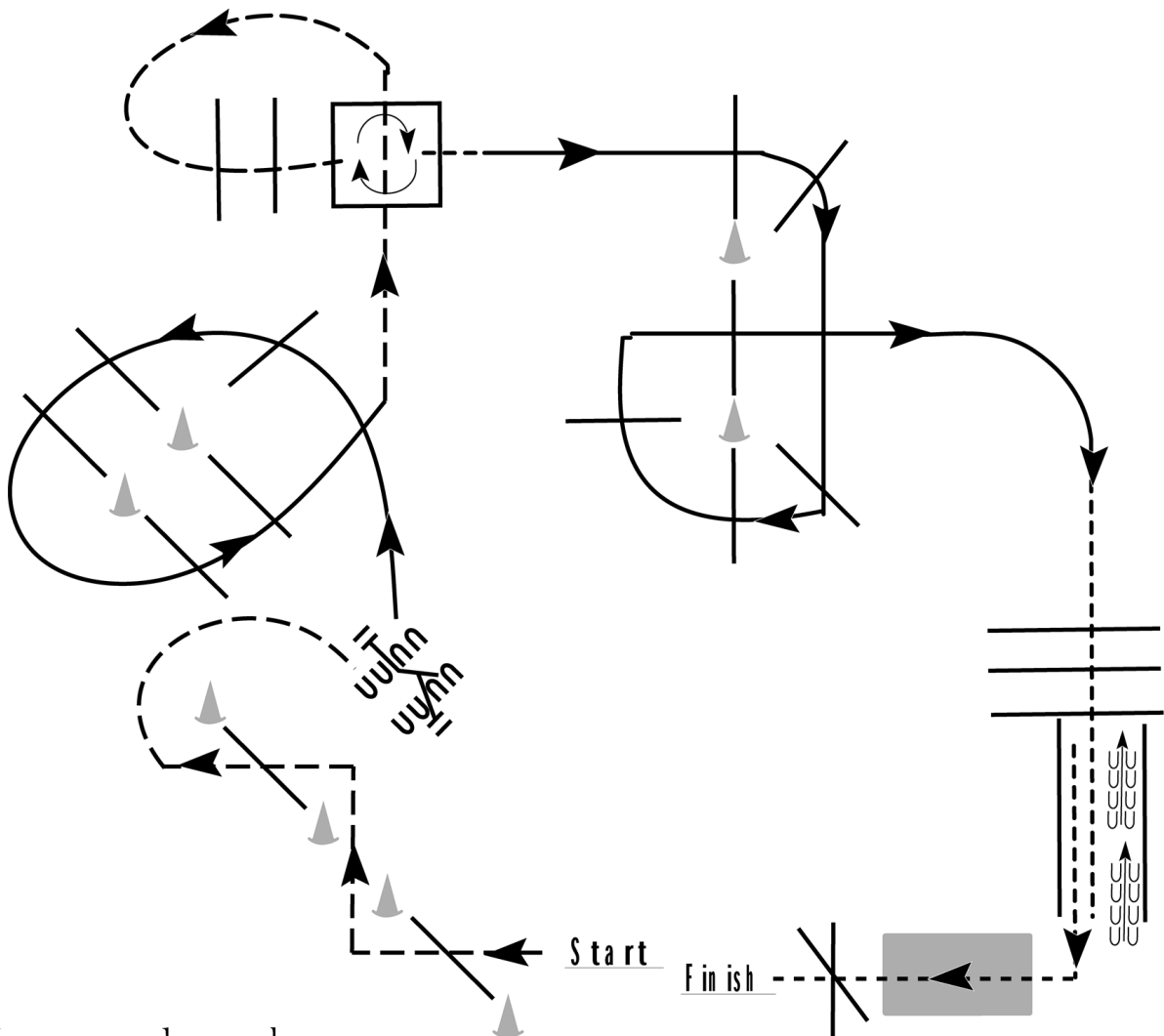
# 2026 Mason Dixon Color Classic

Trail Class 121,122,123,124,624 (Open, Amateur, Youth)

Show Date: May 2-3, 2026

www.HorseShowPatterns.com

www.HorseShowPatterns.com



1. Jog over poles as shown.
2. Work gate with left hand.
3. Lope on left lead over poles.
4. Jog thru box, over poles and into box.
5. Turn 360 degrees to the right and walk out.
6. Lope on right lead over poles.
7. Walk over poles and into chute; back the chute.
8. Walk out of chute, over bridge and over final elevated pole to finish.

Walk	-----
Jog	-----
Extended Jog	-----
Lope	-----
Leg Yield	
Lead Change	///
Back	←←←
Marker	ⓑ
Sidepass	←-----←

[T/3-37]

Pattern Provided by:

*The Judges*

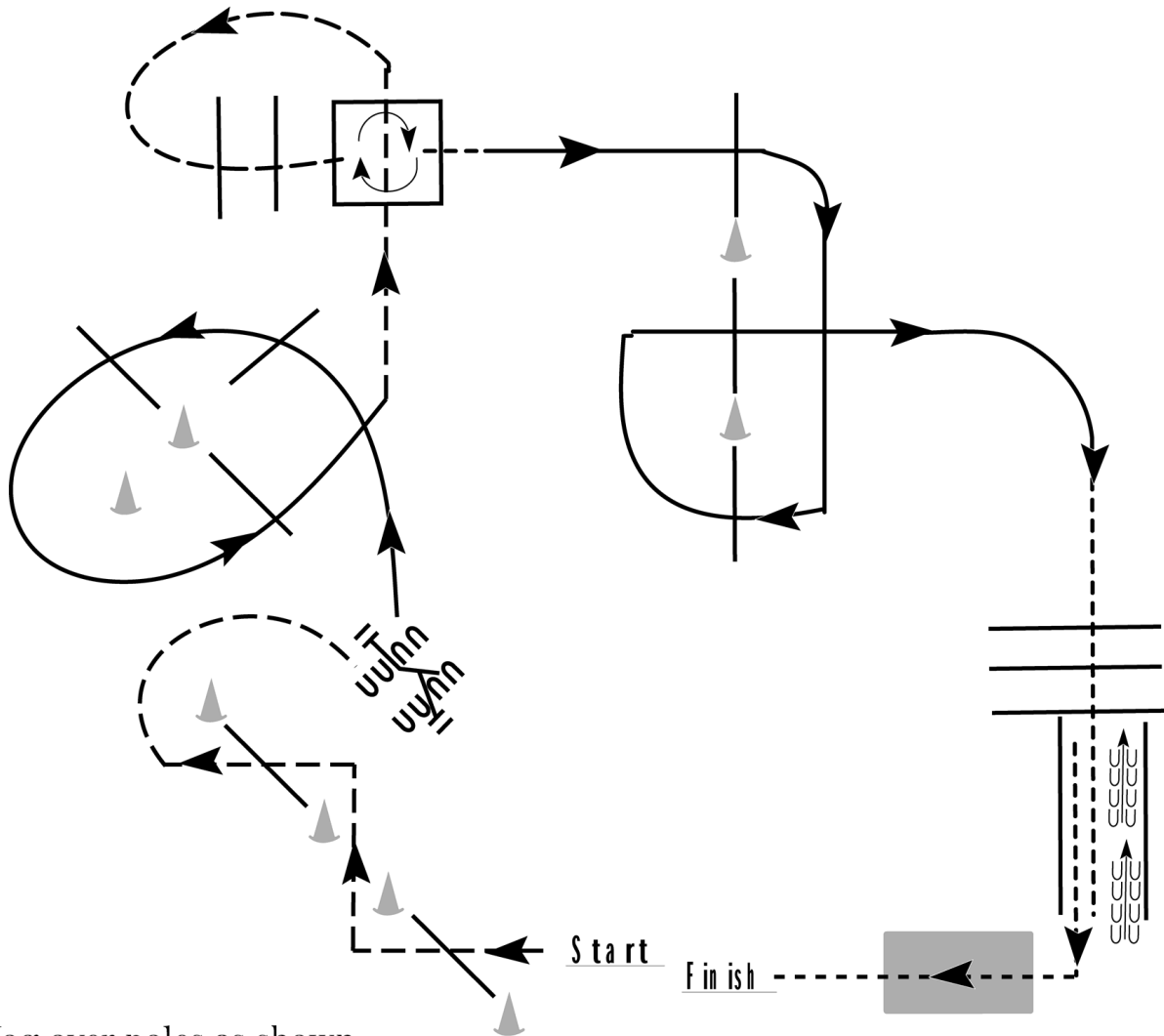
# 2026 Mason Dixon Color Classic

Trail Classes 116,117,118,119,120,620 NovYth, NovAm, All Breed, Green

Show Date: May 2-3, 2026

www.HorseShowPatterns.com

www.HorseShowPatterns.com



1. Jog over poles as shown.
2. Work gate with left hand.
3. Lope on left lead over poles.
4. Jog thru box, over poles and into box.
5. Turn 360 degrees to the right and walk out.
6. Lope on right lead over poles.
7. Walk over poles and into chute; back the chute.
8. Walk out of chute and over bridge to finish.

Walk	-----
Jog	- - - - -
Extended Jog	— — — — —
Lope	—————
Leg Yield	
Lead Change	///
Back	←←←←←
Marker	ⓑ
Sidepass	←←←←←

[T/2-37]

Pattern Provided by:

*The Judges*



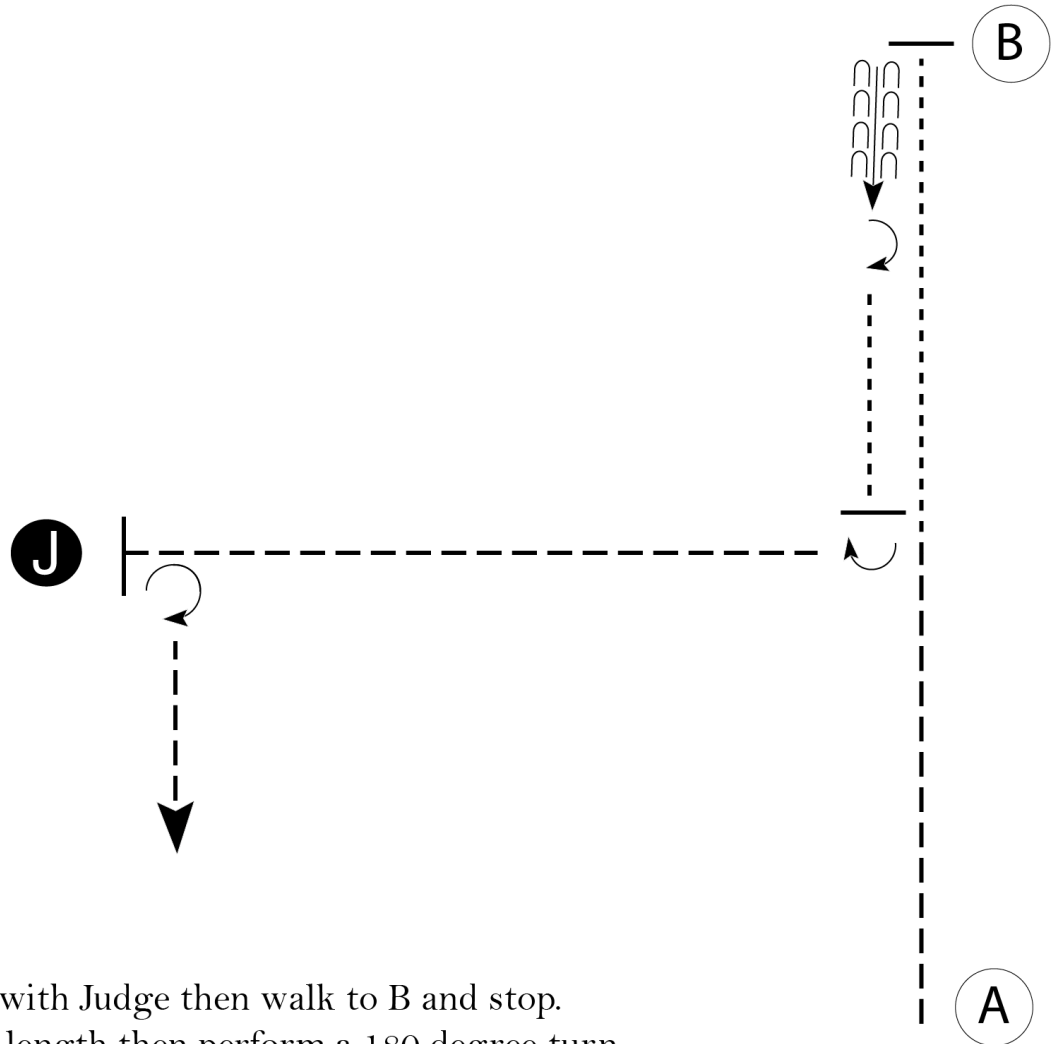
# 2026 Mason Dixon Color Classic

Showmanship Class 39,40,41,641 (All Youth, Amateur)

Show Date: May 2-3, 2026

w w w . H o r s e S h o w P a t t e r n s . c o m

w w w . H o r s e S h o w P a t t e r n s . c o m



Be ready at A.

1. Trot until even with Judge then walk to B and stop.
2. Back one horse length then perform a 180 degree turn.
3. Walk until your horse's hip is even with Judge.
4. Perform a 1/4 turn.
5. Trot to Judge.
6. Set up.
7. Inspection. When dismissed, perform a 270 degree turn and trot to exit.

- Walk -----
- Trot - - - - -
- Back ← ← ← ← ←
- Marker ○ B
- Judge ○ J

[S/2-120]

Pattern Provided by:

*The Judges*

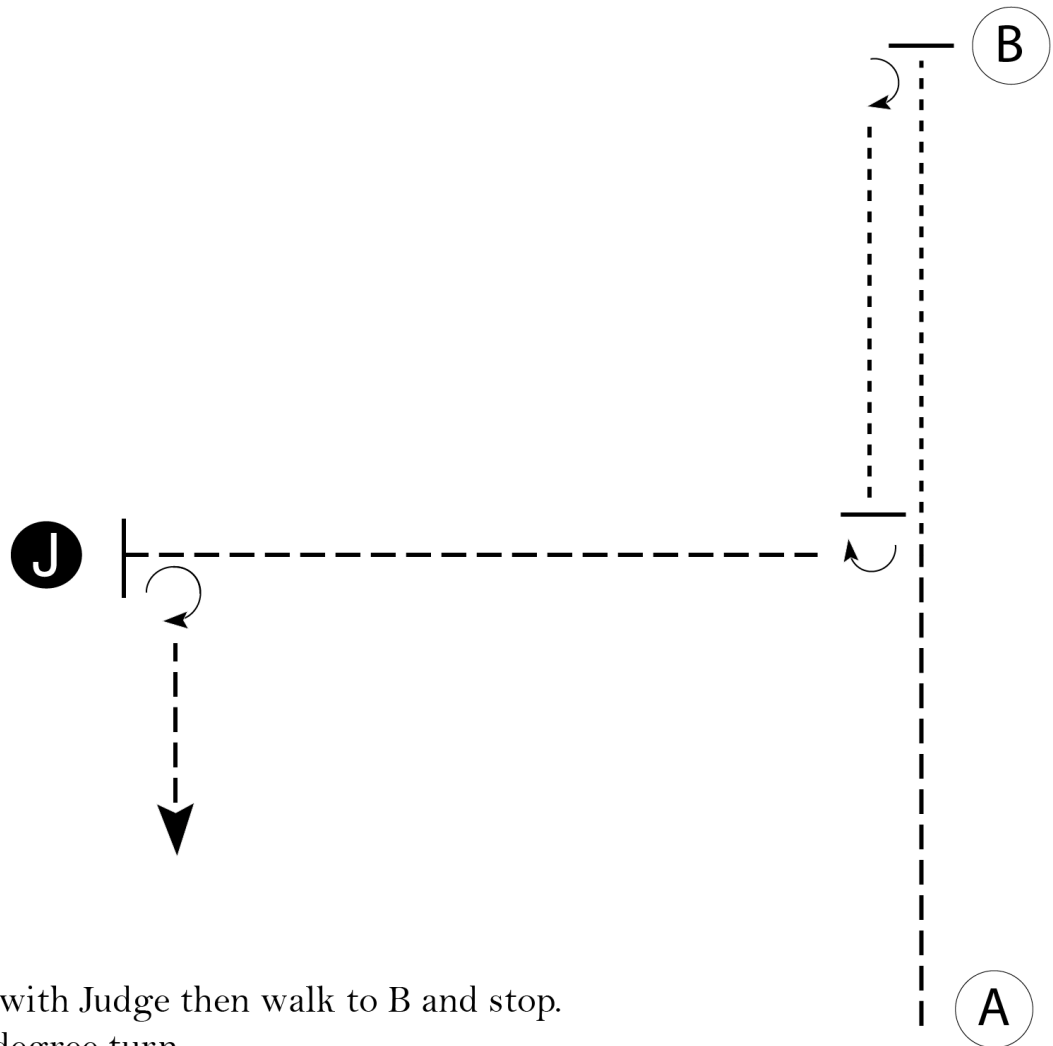
# 2026 Mason Dixon Color Classic

Showmanship Class 35,36,37,38,638 (Nov Youth, Nov Am, All Breed)

Show Date: May 2-3, 2026

w w w . H o r s e S h o w P a t t e r n s . c o m

w w w . H o r s e S h o w P a t t e r n s . c o m



Be ready at A.

1. Trot until even with Judge then walk to B and stop.
2. Perform a 180 degree turn.
3. Walk until your horse's hip is even with Judge.
4. Perform a 1/4 turn.
5. Trot to Judge.
6. Set up.
7. Inspection. When dismissed, perform a 270 degree turn and trot to exit.

Walk	-----
Trot	- - - - -
Back	← ⊞ ⊞ ⊞ ⊞
Marker	⊞
Judge	⊙

[S/1-120]

Pattern Provided by:  
*The Judges*

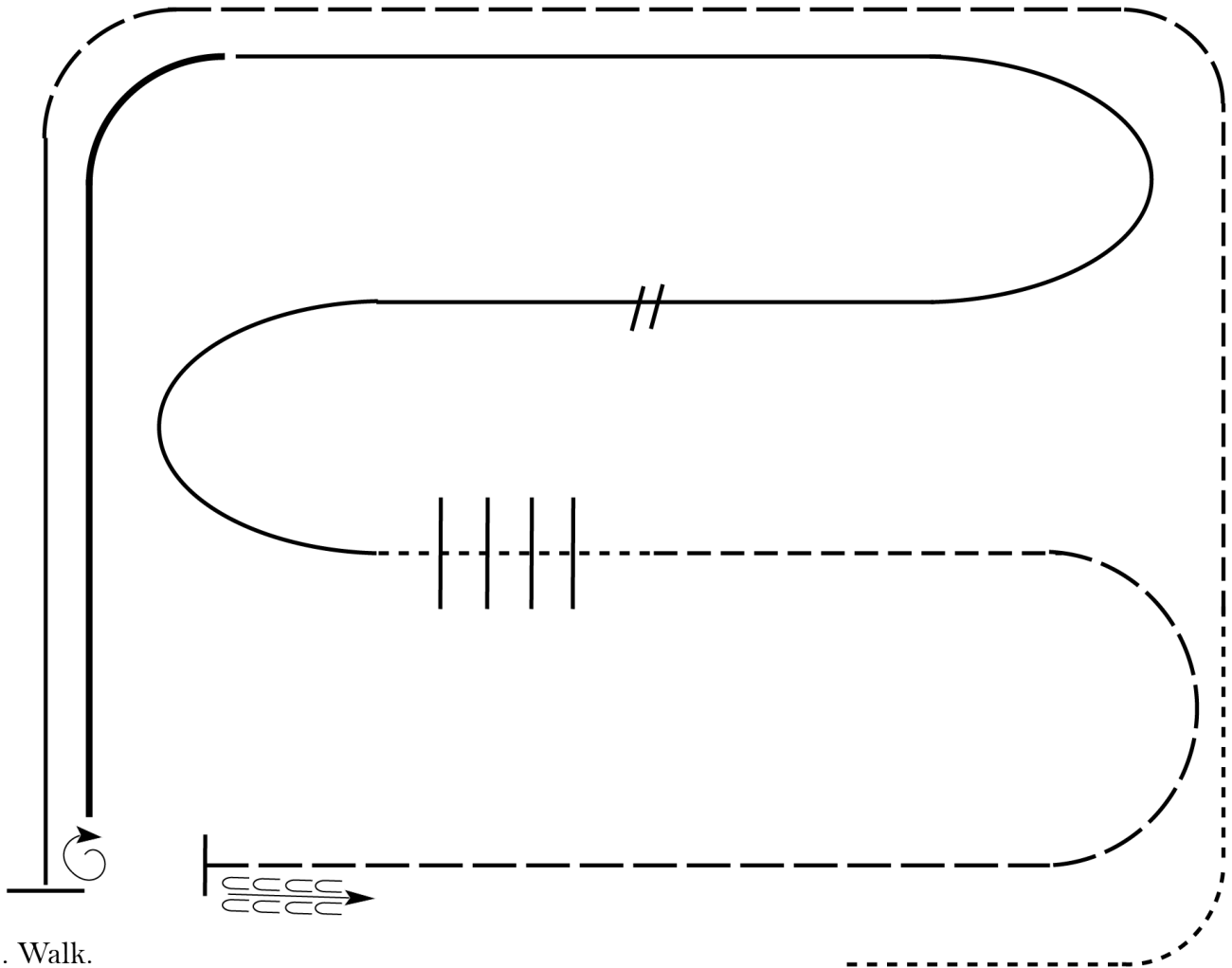
# 2026 Mason Dixon Color Classic

## Green Ranch Riding Class 75 (Green Ranch Riding)

Show Date: May 2-3, 2026

www.HorseShowPatterns.com

www.HorseShowPatterns.com



1. Walk.
2. Trot
3. Extended trot.
4. Left lead lope
5. Stop, 1 1/2 turn right
6. Extended lope
7. Collect to working lope-right lead
8. Change leads (simple or flying)
9. Walk
10. Walk over logs
11. Trot
12. Extended trot
13. Stop and back

<b>Walk</b>	-----
<b>Jog</b>	-----
<b>Extended Jog</b>	-----
<b>Lope</b>	-----
<b>Lead Change</b>	/
<b>Back</b>	← — — — — —
<b>Marker</b>	ⓑ

[RR/2]

Pattern Provided by:

*The Judges*

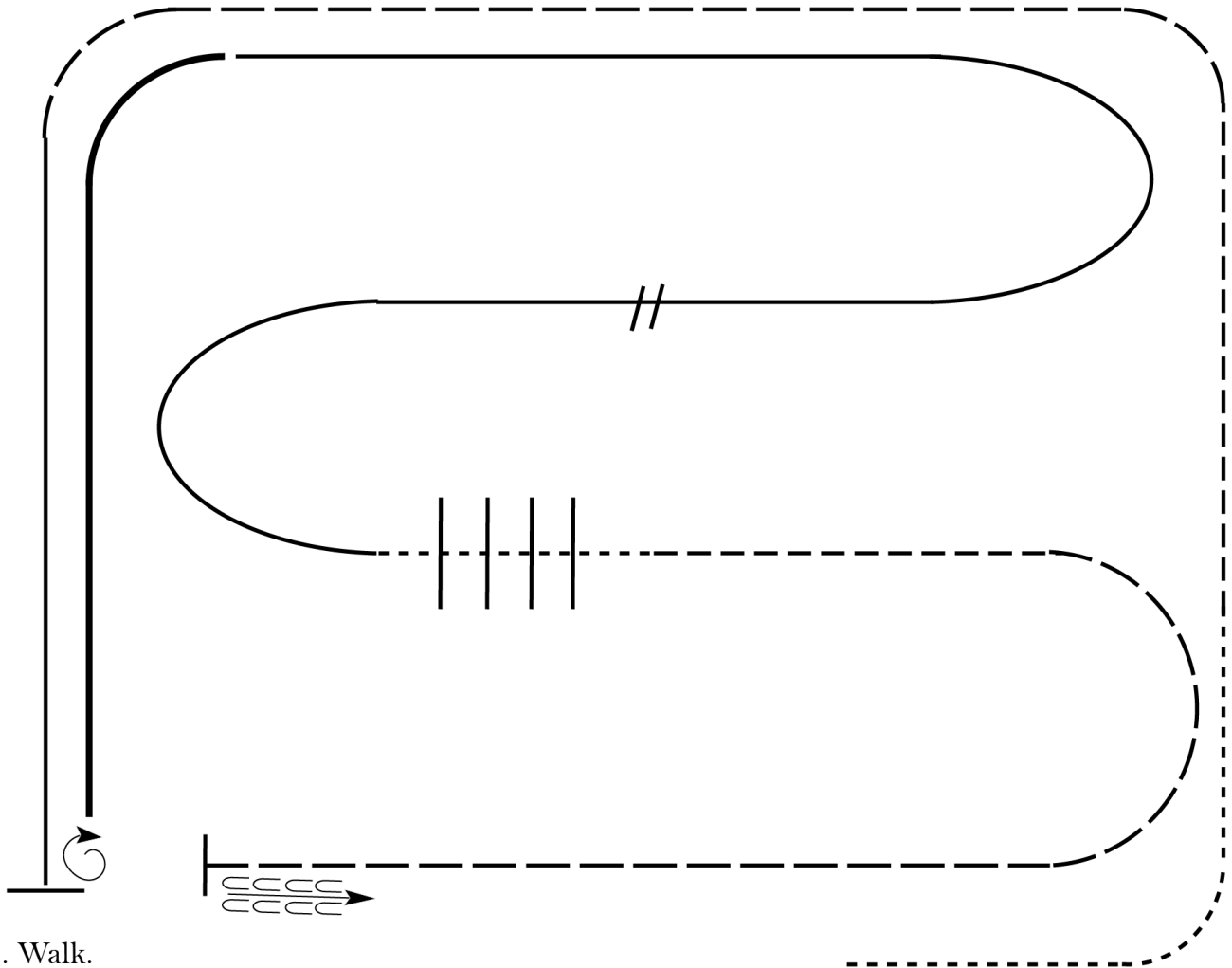
# 2026 Mason Dixon Color Classic

All Ranch Riding Class 73,74,76,676,77,78,79,679 (W/T-Trot - Extend as noted)

Show Date: May 2-3, 2026

w w w . H o r s e S h o w P a t t e r n s . c o m

w w w . H o r s e S h o w P a t t e r n s . c o m



1. Walk.
2. Trot
3. Extended trot.
4. Left lead lope
5. Stop, 1 1/2 turn right
6. Extended lope
7. Collect to working lope-right lead
8. Change leads (simple or flying)
9. Walk
10. Walk over logs
11. Trot
12. Extended trot
13. Stop and back

Walk	-----
Jog	-----
Extended Jog	-----
Lope	-----
Lead Change	//
Back	← ~~~~~
Marker	ⓑ

[RR/2]

Pattern Provided by:

*The Judges*

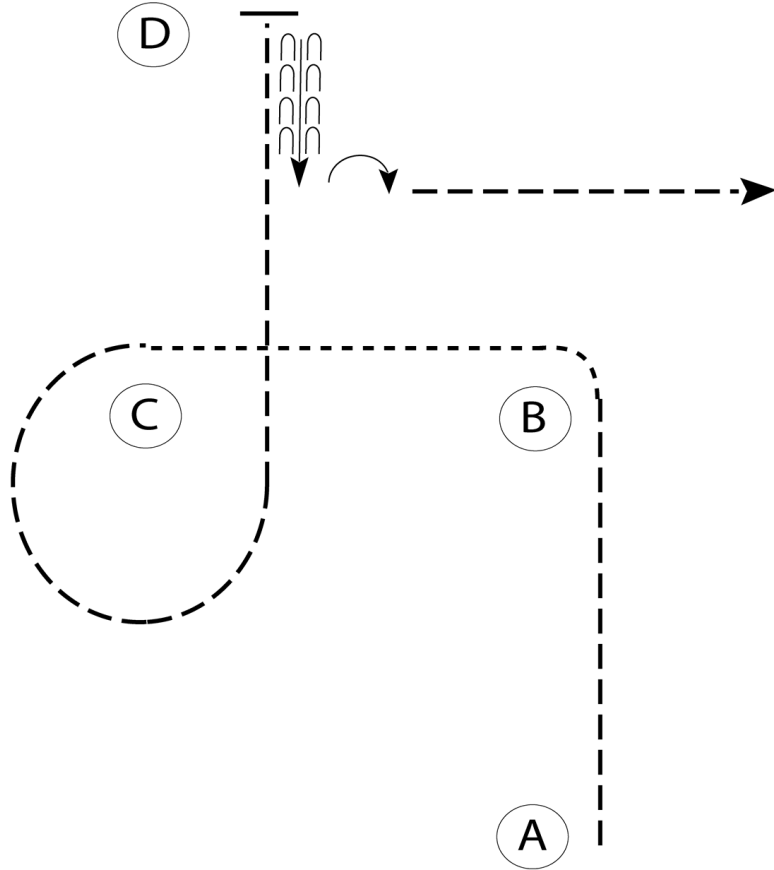
# 2026 Mason Dixon Color Classic

Western Horsemanship Class 140,141,142,143,643 (All Walk Trot)

Show Date: May 2-3, 2026

w w w . H o r s e S h o w P a t t e r n s . c o m

w w w . H o r s e S h o w P a t t e r n s . c o m



Be ready at A.

1. Jog to B.
2. Walk around B to the left and to C.
3. Jog at C around to D.
4. Stop at D and back approximately one horse length.
5. Turn 90 degrees to the right on the hindquarters and jog out.

Follow the directions of your ring steward.

Walk	-----
Jog	- - - - -
Extended Jog	— — — —
Lope	————
Lead Change	———/
Back	←———
Marker	⊙ B

[WH/WT-78]

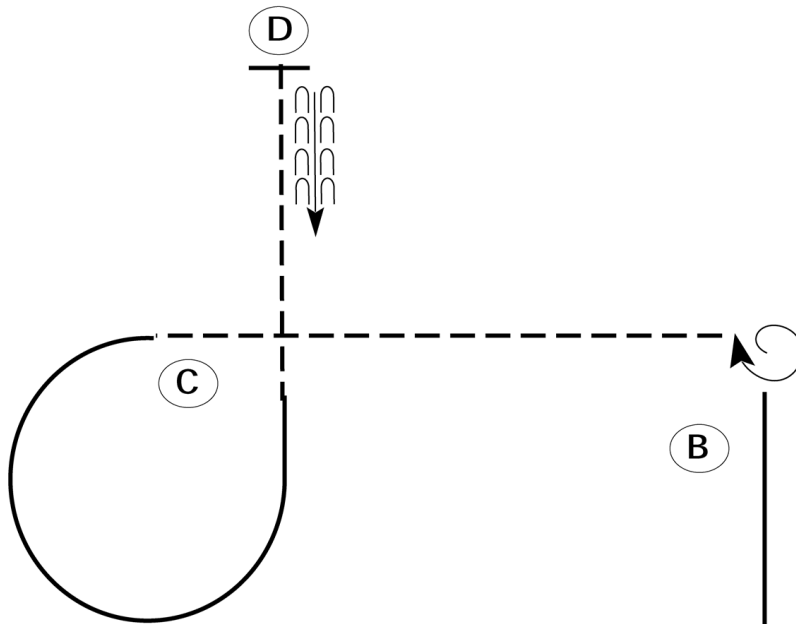
Pattern Provided by:

*The Judges*

# 2026 Mason Dixon Color Class

Western Horsemanship Class 144,145,146,147,647 (Nov Youth, Nov Am, All Breed)

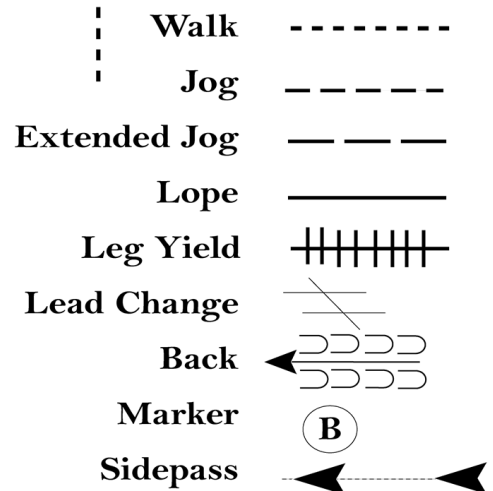
Show Date: May 2-3, 2026



Be ready before A.

1. Walk to A.
2. Lope on the right lead past B.
3. Spin 3/4 turns to the right.
4. Jog from B to C.
5. Lope a circle on the left lead around C.
6. Jog from C to D.
7. Stop at D and back approximately one horse length.

Follow the instructions of your ring steward.



[WH/2-67]

Pattern Provided by:

*The Judges*

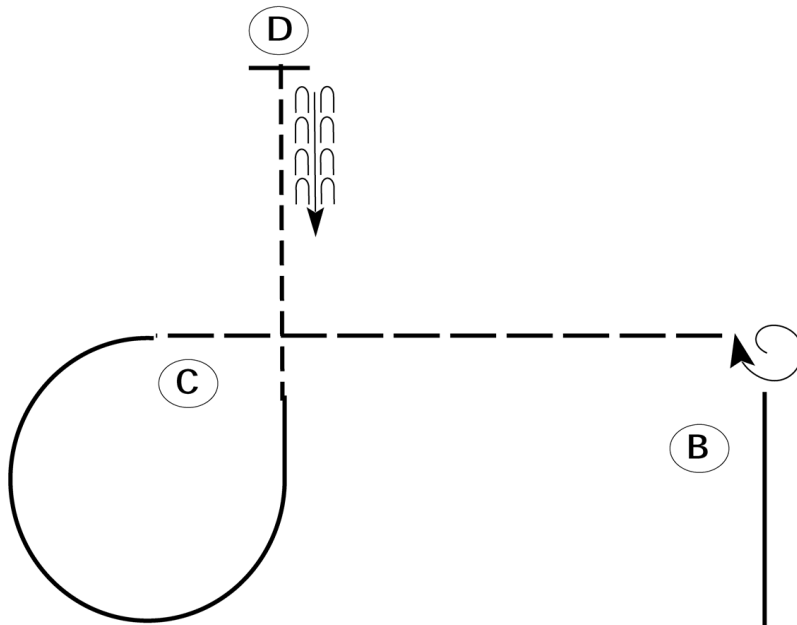
www.HorseShowPatterns.com

www.HorseShowPatterns.com

# 2026 Mason Dixon Color Classic

Western Horsemanship Class 148,149,150,650 (Youth , Amateur-)

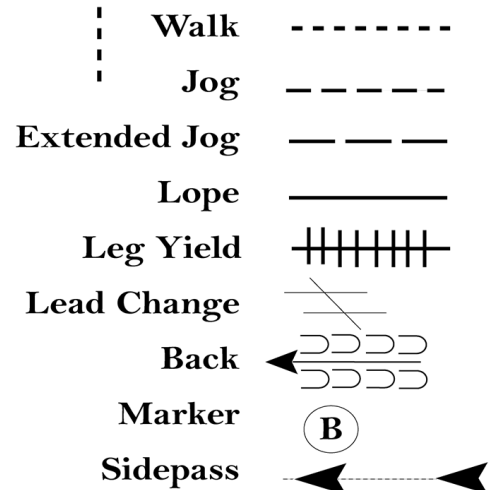
Show Date: May 2-3, 2026



Be ready before A.

1. Walk to A.
2. Lope on the right lead past B.
3. Spin 1 3/4 turns to the right.
4. Extend the jog from B to C.
5. Lope a circle on the left lead around C.
6. Jog from C to D.
7. Stop at D and back approximately one horse length.

Follow the instructions of your ring steward.



[WH/3-67]

Pattern Provided by:

*The Judges*

www.HorseShowPatterns.com

www.HorseShowPatterns.com

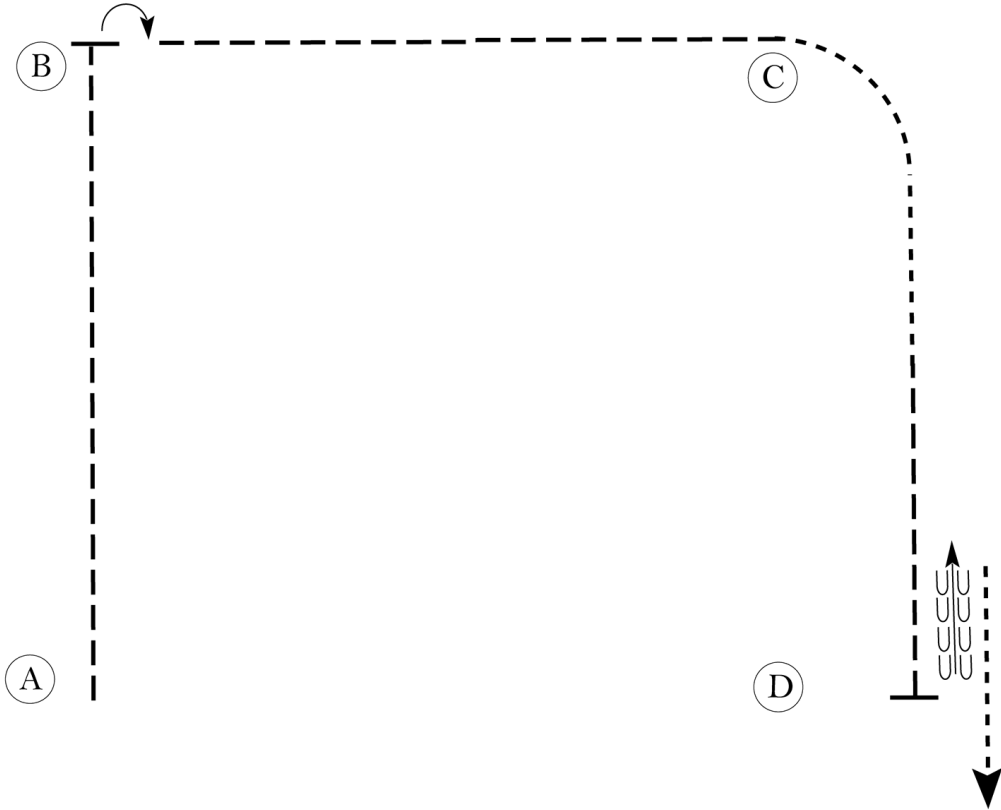
# 2026 Mason Dixon Color Classic

## Hunt Seat Equitation Class 55,56,57,58,658 (All Walk Trot)

Show Date: May 2-3, 2026

www.HorseShowPatterns.com

www.HorseShowPatterns.com



Be ready at A.

1. Posting trot on the left diagonal to B.
2. Stop at B and execute a 90 degree turn on the haunches to the right.
3. Posting trot on the right diagonal to C.
4. At C, drop to a walk and walk halfway to D.
5. Sitting trot to D.
6. Stop at D and back approximately one horse length.
7. Walk forward to and past D.

Follow the instructions of your ring steward.

Walk	-----
Trot	- - - - -
Extended Trot	— — — — —
Canter	—————
Leg Yield	
Lead Change	↘ ↘ ↘
Back	← ← ←
Marker	⊙
Sidepass	← — — — — →
Hand Gallop	— — — — —

[HSE/WT-43]

**Pattern Provided by:**  
*The Judges*

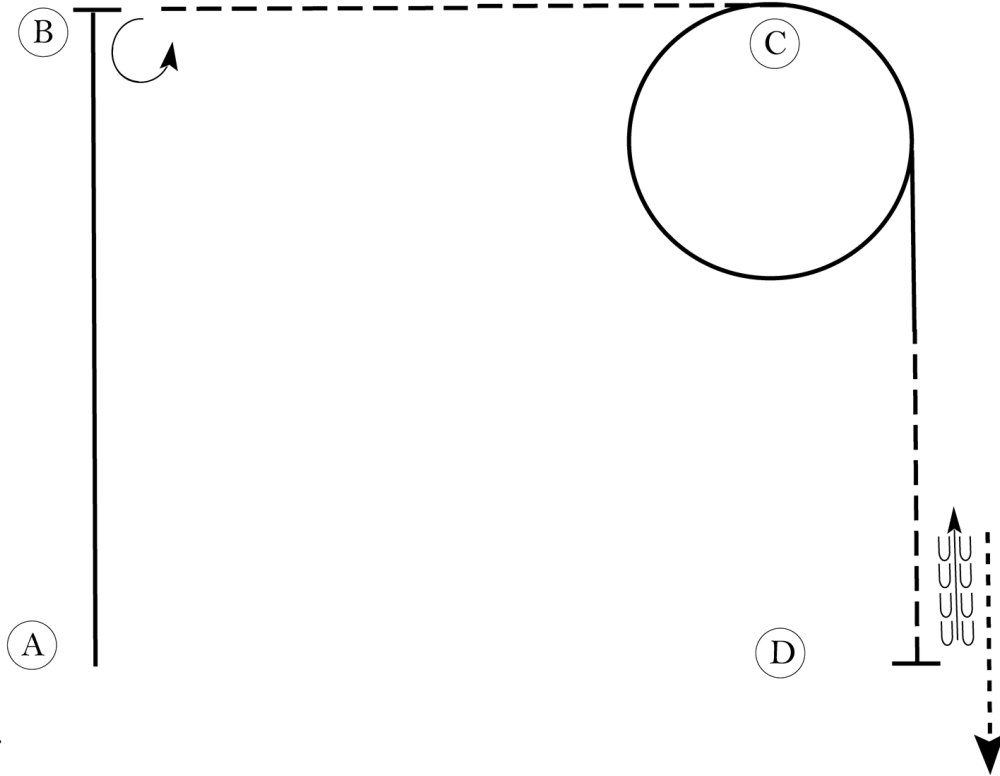
# 2026 Mason Dixon Color Classic

## Hunt Seat Equitation Class 63,64,65,665 (Amateur, Youth)

Show Date: May 2-3, 2026

www.HorseShowPatterns.com

www.HorseShowPatterns.com



Be ready at A.

1. Canter on the left lead to B.
2. Stop at B and execute a 270 degree turn on the haunches to the left.
3. Posting trot on the right diagonal to C.
4. Canter on the right lead in a circle around C.
5. Continue on the right lead halfway to D.
6. Posting trot on the left diagonal to D.
7. Stop at D and back approximately one horse length.
8. Walk forward to and past D.

Follow the instructions of your ring steward.

Walk	-----
Trot	- - - - -
Extended Trot	— — — — —
Canter	—————
Leg Yield	
Lead Change	↙ ↘
Back	← ← ← ← ←
Marker	⊙
Sidepass	← — — — — →
Hand Gallop	— — — — —

[HSE/2-43]

**Pattern Provided by:**  
*The Judges*

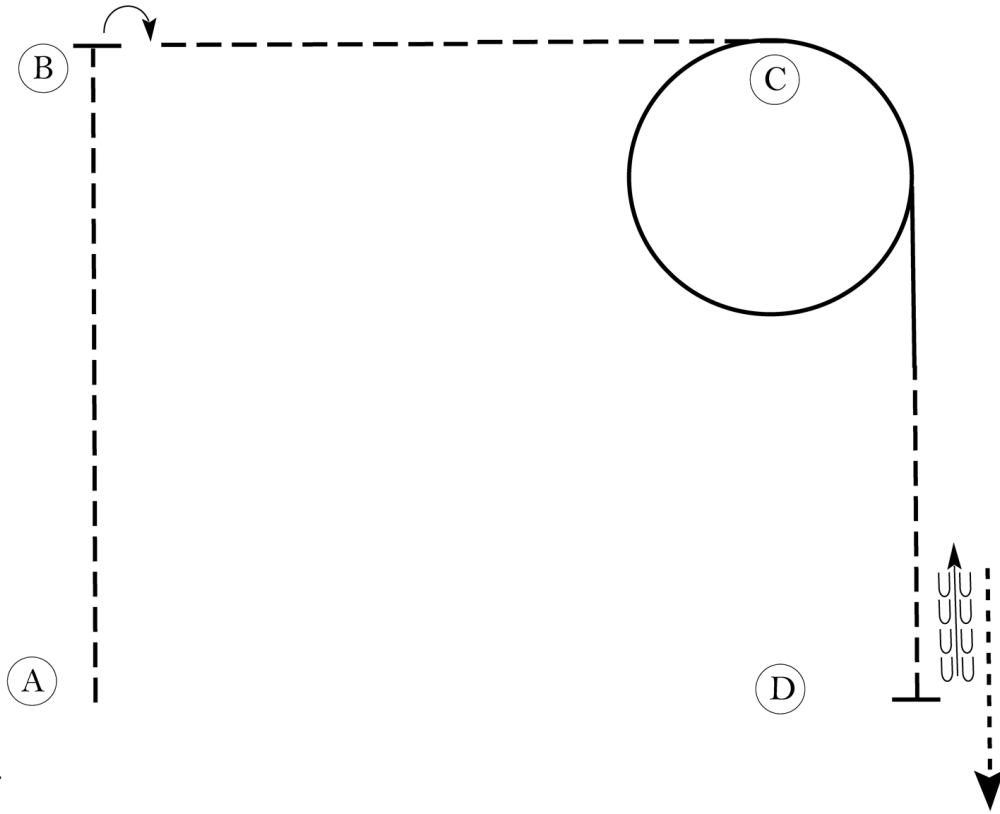
# 2026 Mason Dixon Color Classic

Hunt Seat Equitation Class 59,60,61,62,662 (Nov Youth, Nov Am, All Breed)

Show Date: May 2-3, 2026

www.HorseShowPatterns.com

www.HorseShowPatterns.com



Be ready at A.

1. Sitting trot to B.
2. Stop at B and execute a 90 degree turn on the haunches to the right.
3. Posting trot on the right diagonal to C.
4. Canter on the right lead in a circle around C.
5. Continue on the right lead halfway to D.
6. Posting trot on the left diagonal to D.
7. Stop at D and back approximately one horse length.
8. Walk forward to and past D.

Follow the instructions of your ring steward.

Walk	-----
Trot	- - - - -
Extended Trot	— — — — —
Canter	—————
Leg Yield	
Lead Change	↖ ↗
Back	← ← ← ← ←
Marker	⊙
Sidepass	← — — — — →
Hand Gallop	— — — — —

[HSE/1-43]

Pattern Provided by:

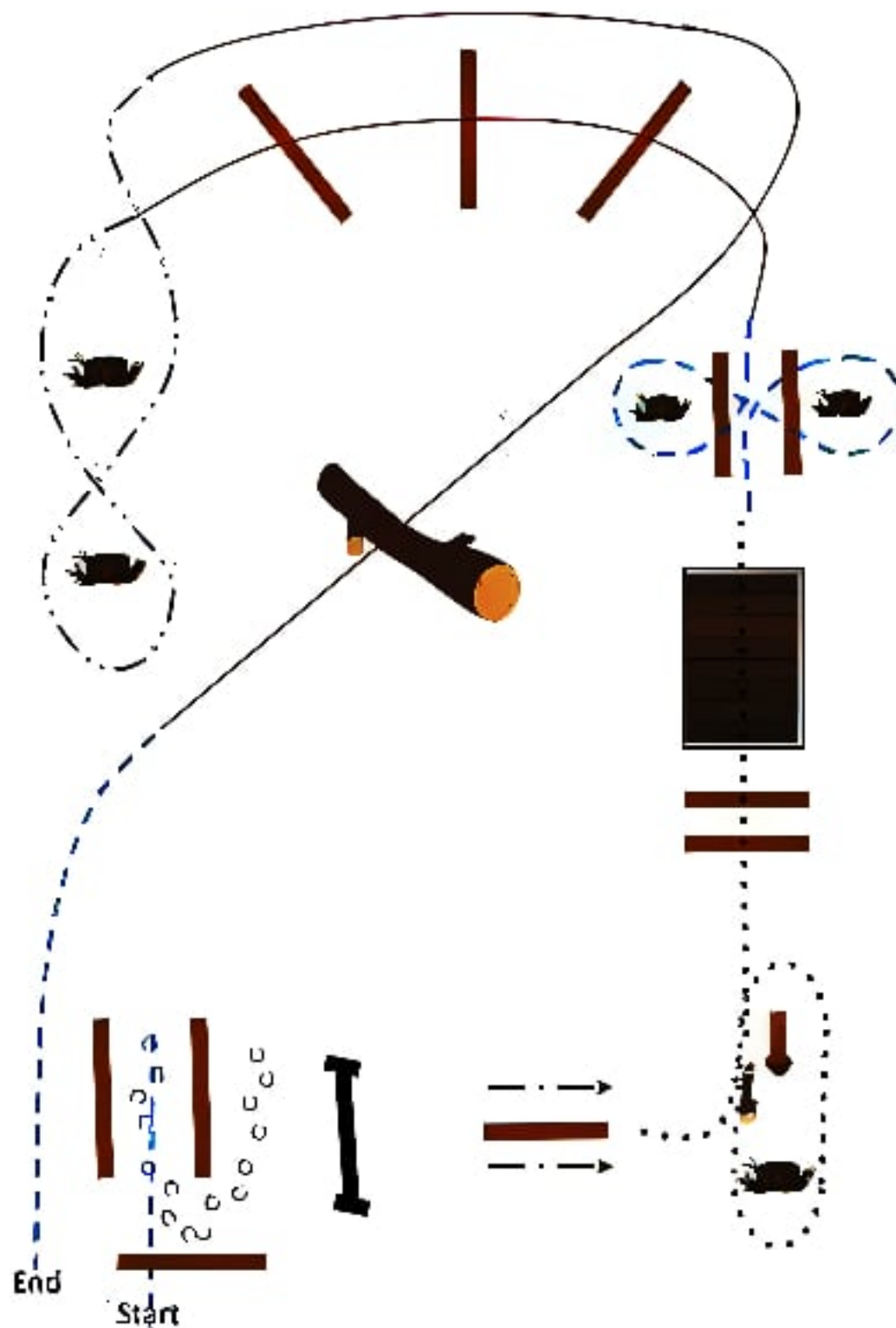
*The Judges*

# **MASON DIXON**

## **APHA RANCH PLEASURE PATTERN**

### **PATTERN 3**

- Ordinary Walk- 30 feet
- Lope- 150 feet
- Extended Trot- 240 feet
- Trot- 120 feet
- Stop and Reverse (either direction)
- Trot- 90 feet
- Lope- 150 feet
- Extended Lope- 200 feet
- Extended Walk- 75 feet
- Stop and Back

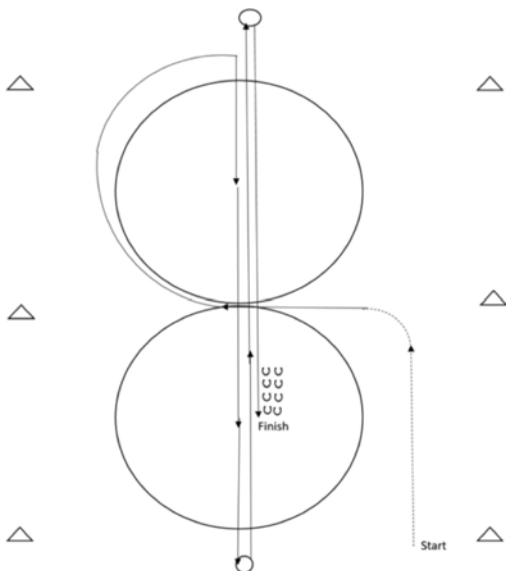


..... Walk    - - - - Ext Trot    ——— Lope    ○ ○ ○ ○ Back    - - - - Trot    ———> Side Pass

1. Start by trotting over the first log and into the shut. Back around the U until you are in position for the gate.
2. Open and close the gate using a left hand push.
3. Side pass right past log
4. Complete Log Drag at Walk or Trot.  
~~Youth: Check mail at mail box and return it.~~
5. Walk over logs and onto the bridge
6. Trot figure eight.
7. Lope Left lead over the logs. Once pass the logs break to a extended trot
8. Extend Trot around the markers.
9. Lope Right Lead around logs and continue to lope over the jump. Break to a trot and exit the pen.

## Ranch Reining Pattern #1

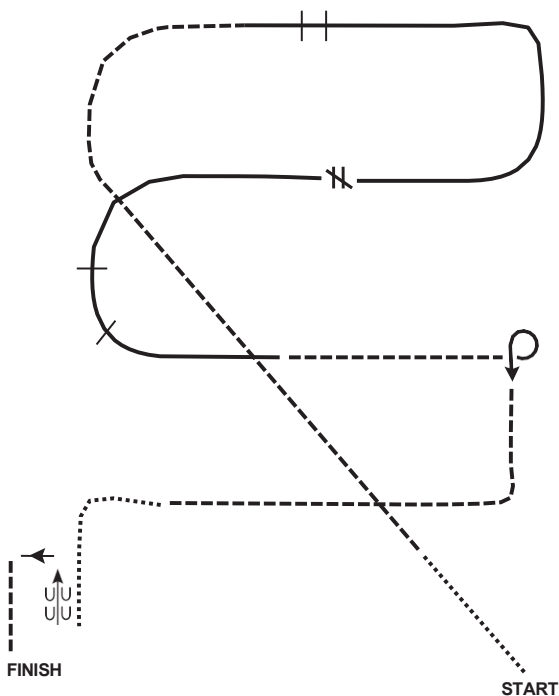
---



Trot to center of Arena, Stop. Start pattern facing towards Judge.

1. Beginning on the right lead Lope one circle to the right, Change Leads to the left.
2. Complete one circle to the left, Change leads to the right and go to the top of arena.
3. Run down center of arena past the end marker and come to stop.
4. Complete 1 ½ spins to right
5. Run to the other end of the arena, past the end marker and come to a stop.
6. Complete 1 ½ spins to the left.
7. Run past the center marker, stop, back 10 feet.
8. Hesitate to complete pattern.

# Western Versatility - Pattern 2 - W/T- Trot Only - Extend Trot where noted



- |                                   |                              |
|-----------------------------------|------------------------------|
| 1. Walk                           | 8. Stop 270 Left             |
| 2. Jog Diagonal Line              | 9. Extend Jog                |
| 3. Right lead Over Two Poles      | 10. Walk                     |
| 4. Lead Change (Simple or Flying) | 11. Stop Back                |
| 5. Left Lead                      | 12. Sidepass Right Over Pole |
| 6. Lope Over Two Poles            | 13. Jog to Exit              |
| 7. Jog                            |                              |

