



## Emergency stop illuminated switches Series SF66BB



### General Specifications

Emergency stop switches  
 Switch Load : 0.75A/250V AC ; 1A/30V DC  
 Operating Force : Push to lock:1100gf  
 Pull to reset:900gf  
 Turn to reset:1700gf-cm  
 Total Travel : 4.5mm  
 Mechanical Life : 100,000 cycles Min.  
 Operating Temperature : -25 °C~+60 °C  
 Buzzer  
 Resonant frequency : 3100±300 Hz  
 Sound pressure level : Min. 85dB(A)  
 LED : RGB

### Application


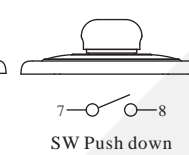
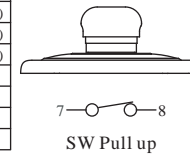
- Industrial equipment
- Public building
- CNC Machine tool
- Medical equipment

### Feature

- Panel cutting Ø66mm
- Front Panel IP65(SF66BB0□)  
IP40(SF66BBB□)
- Emergency stop switch
- RGB LED Illuminated
- Buzzer

### Pin Description & Contact Configuration

Pin	I/O	Function
1	I	VCC (7V~24V)
2	I	Referene table(1) or (2)
3	I	Referene table(1) or (2)
4	I	Referene table(1) or (2)
5	I	GND (Ground)
6	I	DIN (Data input)
7	I	Switch
8	O	Switch Common



Table(1) SF66BBB□ (Buzzer)

Pin select short			Not Triggered	Triggered
2	3	4		
×	×	×	Green Led	Red Led+Buzzer
●	×	×	Green Led	Explosion Flash Red / White Led+Buzzer
×	●	×	Ratating Green Led	Red Led+Buzzer
●	●	×	Ratating Green Led	Explosion Flash Red / White Led+Buzzer
×	●	●	Breath Green Led	Red Led+Buzzer
●	●	●	Breath Green Led	Explosion Flash Red / White Led+Buzzer

NOTE: ×=Not Connector ●=Connector to Pin 5(GND)

Table(2) SF66BB0 □ (Without Buzzer)

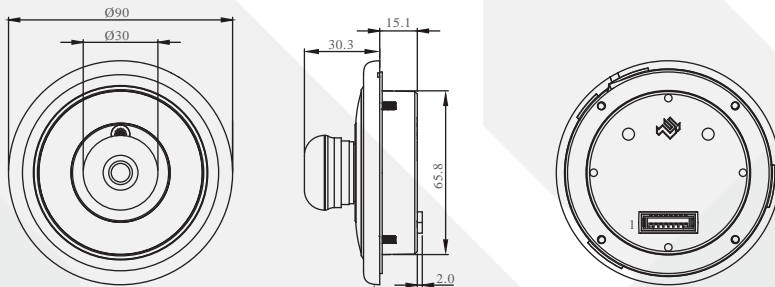
Pin select short			Not Triggered	Triggered
2	3	4		
×	×	×	Green Led	Red Led
●	×	×	Green Led	Explosion Flash Red / White Led
×	●	×	Ratating Green Led	Red Led
●	●	×	Ratating Green Led	Explosion Flash Red / White Led
×	●	●	Breath Green Led	Red Led
●	●	●	Breath Green Led	Explosion Flash Red / White Led

NOTE: ×=Not Connector ●=Connector to Pin 5(GND)



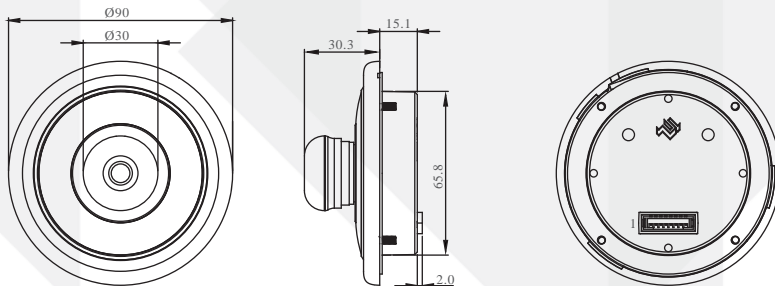
## Emergency stop illuminated switches Series SF66BB

### Dimension of SF66BB□ (Buzzer)



Front bezel color:  
Black P/N : SF66BBB5  
Yellow P/N : SF66BBB2

### Dimension of SF66BB0□ (Without Buzzer)



Front bezel color:  
Black P/N : SF66BB05  
Yellow P/N : SF66BB02

### Installation Notes & Panel Cutting

