

ORDER FORM

☐ Cabinet Opening

☐ Net Finished Door Size



DUTCHMAN DOORS

770 Stonebridge Drive, Tracy, CA 95376

Phone: (209) 833-7378

**EMAIL ORDERS TO
SALES@DUTCHMANDOORS.COM**

Date: _____

Customer: _____

Order Given By: _____

Telephone #: _____

Ship To Address (No Job Sites): _____

Job Name/P.O. #: _____

Door Style: _____

Drawer Style: ☐ Solid

☐ 5-Piece reduced rails unless noted

Drawer Front Notes: _____

Drawer Panel Grain: ☐ Horizontal ☐ Vertical

Material: _____

Outside Edge Profile: _____

Inside Edge Profile: _____

Panel Profile: _____

Door Thickness: ☐ 3/4" ☐ 13/16"

☐ Other _____

☐ Cabinet Opening ☐ Net Finished Door Size

- NO CHANGES CAN BE MADE ONCE AN ORDER HAS BEEN PLACED
- ALL DIMENSIONS PROVIDED MUST BE IN 1/16" INCREMENTS
- ALL DOORS 50" IN HEIGHT WILL BE MANUFACTURED WITH CENTER RAIL, UNLESS OTHERWISE SPECIFIED
- RADIUS CUT ON INSIDE EDGE MUST BE NOTED IN SPECIAL INSTRUCTION AT THE BOTTOM OF THE FORM
- FOR CABINET OPENING SIZES, WE ADD 1" TO OPENING FOR OVERLAY DOORS AND ADD 1/2" TO OPENING FOR LIPPED DOORS (OS-1, OS-9)

	Door Style	Qty	S/P/DF*	Width	Height	Notes	French Lite 1-Piece (Qty)	Glass Stops rubber or wood
1								
2								
3								
4								
5								
6								
7								
8								
9								
10								
11								
12								
13								
14								
15								
16								
17								
18								
19								
20								

Special Instructions: _____

Job# _____

Ship Date _____

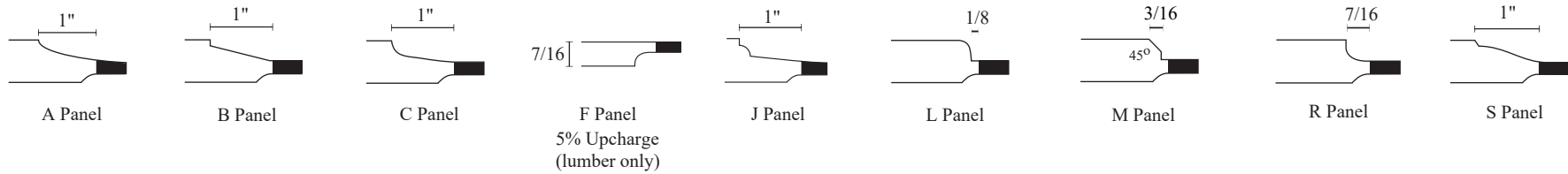
Office Use Only

* S = Single P = Pair DF = Drawer Front

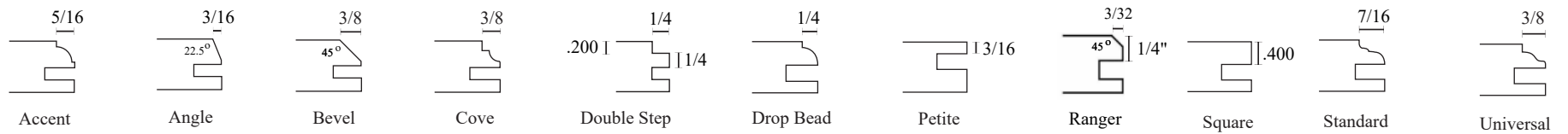
This is page # _____ of _____

Profiles

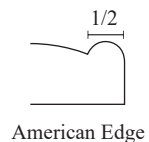
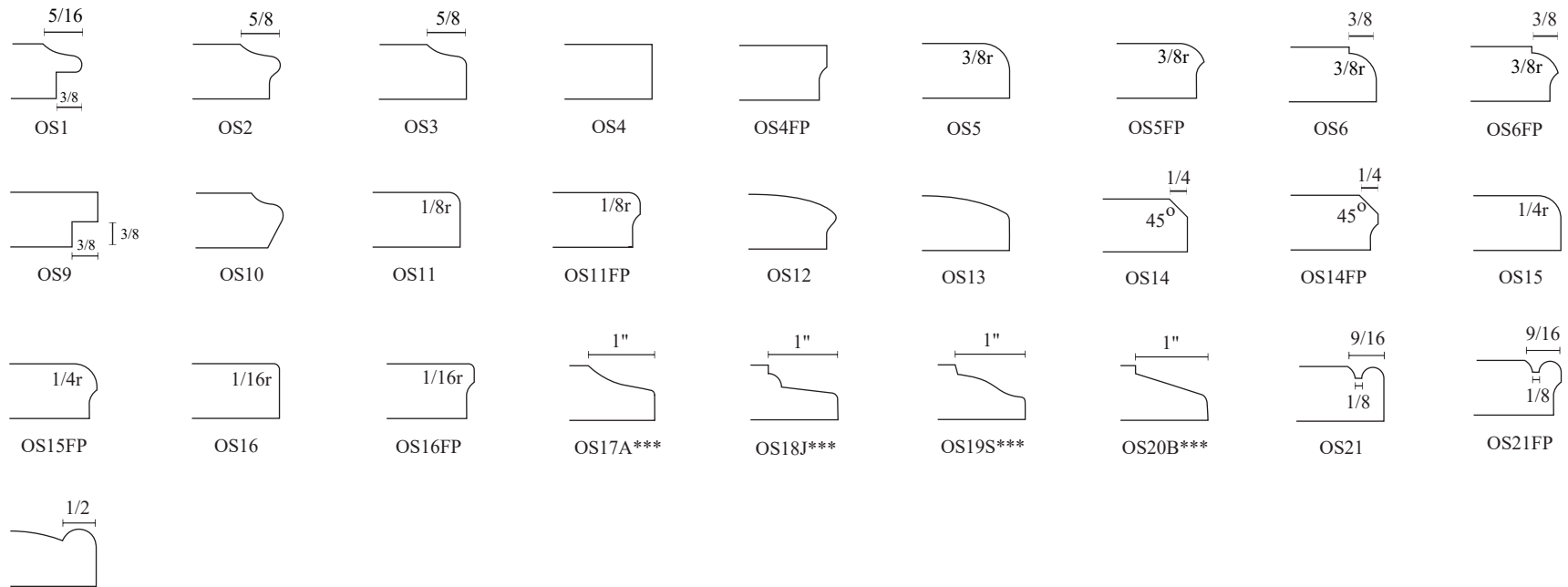
Panel Profiles (shaded area inserts into inside profile)



Inside Profiles



Outside Profiles



***Solid drawer application only

All catalog illustrations shown are not to scale.