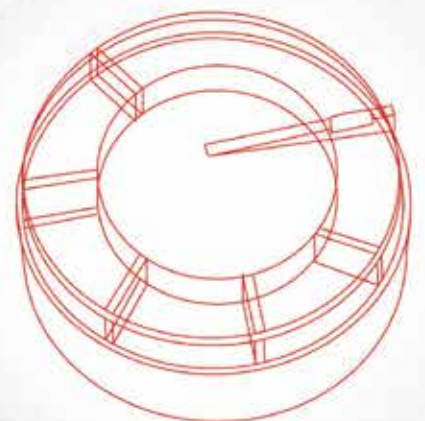


# PRODUCT LIST 2023

*Success of Innovation*







Detnov Security S.L. started its activity in 2007 in Barcelona. We are a company **specialized in development and manufacture of fire alarm systems** for any kind of installations as offices, hospitals, hotels, shopping malls, university campuses, residential buildings, etc.

We have a team of highly qualified professionals with more than 25 years of experience in the field of fire protection. **Our R&D team designs each of our products from advanced production technologies to meet the market needs.**

We have our own laboratories for electromagnetic compatibility (EMC / EMI) and calibration, which allows us to guarantee the quality of all our products with the highest standards exigency.



## ADRESSABLE ALARM SYSTEMS

Modular addressable control panels - VESTA Series.....	06
Modular addressable control panel accessories - VESTA.....	06
Addressable control panels - CAD-150 series.....	08
Addressable control panels with printer - CAD-150 series.....	09
Addressable repeaters - CAD-150 series.....	10
Addressable control panel accessories - CAD-150 series.....	11
Graphical monitoring software for Detnov panels .....	13
Addressable detectors - 200A series.....	14
Addressable detectors with built-in isolator - 200A series.....	14
Addressable detectors - 200A series (black) .....	15
Addressable detector accessories - 200A series.....	15
Addressable gas detectors.....	16
Addressable manual call points.....	17
Addressable sounders and beacons .....	18
Addressable modules without built-in isolator .....	20
Addressable modules with built-in isolator .....	22
Accessories for addressable modules.....	24

## CONVENTIONAL ALARM SYSTEMS

Conventional control panels - ECO series .....	25
Conventional control panels - CCD-100 series.....	25
Accessories for conventional control panels - CCD-100 series .....	26
Conventional detectors - 200 series.....	28
Conventional detectors - 200 series (black).....	28
Accessories for conventional detectors - 200 series .....	29
Manual call points.....	30
Conventional sounders .....	31
Conventional beacons .....	33

## EXTINGUISHING SYSTEM

27

## SPECIAL DETECTORS

Beam detectorS.....	34
Duct detector.....	35
Thermal Probes .....	35
Flame detection.....	36
Non resettable linear heat detection .....	37

## ACCESORIES

Door holders.....	39
Power supply units .....	41

## CO DETECTION SYSTEMS

CO detection control panels .....	42
Accessories for CO control panels .....	42
CO detectors.....	43

## EMERGENCY LIGHTS

Emergency lights.....	44
-----------------------	----

## Modular addressable control panels - Vesta series



### CAD-250

**Modular addressable fire alarm control panel expandable up to 32 loops, by means of additional 2 loops cards (TBUD-250) and extension boxes (CAD-250-B).** It does not incorporate detection loops. 10" touch screen with graphic management. 2048 programmable zones, 256 areas and 1024 groups. 1.000.000 event history logs, free configuration and maintenance software, USB and ethernet configuration ports, 2 supervised sounder outputs and 2 free relay outputs. Auxiliary output of 24V 500 mA. Able to be networked up to 64 control panels (T-Network) through TMB-252 or TMBFI-252 cards not included. Ethernet on board for programming and remote maintenance, compatible with Detnov Cloud and Modbus IP. Metal box. Multilingual. CPR certificate EN 54-2 and EN 54-4. Requires 2 batteries (not included). Dimensions: 533 x 453 x 212 mm.



### CAD-250-P

**Modular addressable fire alarm control panel with built-in printer, expandable up to 32 loops, by means of additional 2 loops cards (TBUD-250) and extension boxes (CAD-250-B).** It does not incorporate detection loops. 10" touch screen with graphic management. 2048 programmable zones, 256 areas and 1024 groups. 1.000.000 event history logs, free configuration and maintenance software, USB and Ethernet configuration ports, 2 supervised sounder outputs and 2 free relay outputs. Auxiliary output of 24V 500 mA. Able to be networked up to 64 control panels (T-Network) through TMB-252 or TMBFI-252 cards not included. Ethernet on board for programming and remote maintenance, compatible with Detnov Cloud and Modbus IP. Metal box. Multilingual. CPR certificate EN 54-2 and EN 54-4. Requires 2 batteries (not included). Dimensions: 533 x 453 x 212 mm.

## Modular addressable control panels accessories - Vesta series



### CAD-250-B

**Expansion box up to 8 loops, by means of additional 2 loops cards (TBUD-250) for modular addressable control panels CAD-250.** 2 supervised sounder outputs and 2 free relay outputs. Auxiliary output of 24V 500 mA. Requires 2 BTD-1224 batteries (not included). Dimensions: 533 x 453 x 212 mm.



### TBUD-250

**2 loops microprocessor expansion card (500 addresses).** 250 addresses per loop (detectors, modules, sounders and manual call points). To be used in CAD-250 addressable control panels.



### CAD-250-R

**Bidirectional repeater of the CAD-250 series addressable system, allows the control of 64 nodes on T-Network.** Shows control panels events. Network installation on ring or bus. 10" graphic touch display with graphic management. Includes RS485 communication. Network drivers on board by default. ABS plastic cabinet with flush mounting capabilities. Power supply: 90 to 264 Vac and 2 external power supply inputs of 21 - 28 Vcc, consumption: 12.5 to 14 mA Dimensions: 282 x 240 x 102mm.



## TOT-250

**Totem mounting accessory for CAD-250 addressable control panels.** Required when CAD-250-B expansion boxes are used.



## TMB-252

**Communication card for addressable control panels CAD-250 serie.** Includes Ethernet port, RS485 output for network connection T-Network (64 nodes), 2 x RS485 for Modbus integration, RS232 output for serial printer Includes. Includes electric isolation circuit between nodes. 1.000 meters maximum distance between nodes.



## TMBFI-252

**Fiber optic communication card for control panels CAD-250 serie.** Includes Ethernet port, RS485 output for network connection T-Network (64 nodes), 2 x RS485 for Modbus integration, RS232 output for serial printer Includes. Includes electric isolation circuit between nodes. 1.000 meters maximum distance between nodes.



## SER-FIBER-SM-SC

**Single mode fiber optic to bidirectional RS-485 converter.** SC connector type. Maximum distance up to 20 Km using Singl Mode fiber optic cable. An external power supply is included.



## SCD-250

**CAD-250 control panel configuration software for commissioning and maintenance.** USB or Ethernet cable connection.

## Addressable control panels - CAD-150 series



### CAD-150-1-MINI

**Addressable fire alarm control panel with 1 loop non expandable.** Up to of 100 addresses (detectors, modules, sounders or manual call points). Self-search and self-diagnosis functions. 250 programmable zones, 20 alarm and fault led display zones, 6.000 event history logs, free configuration and maintenance software, configuration via USB port, 2 supervised sounder outputs and 2 configurable relay outputs. Graphic LCD display. Auxiliary output of 24V 500 mA. ABS plastic casing for wall mounting and even prepared to be embedded into it. Multilingual keyboard. Able to be networked to S-Network (32 nodes) via RS485 or fiber optics. Modbus output for integrations with TED-151-CL, TED-151-2PE, TMB-251-LT or TMB-251. Full monitoring and remote control with Detnov Cloud Application and Detnov Remote Center. CPR certificate EN 54-2, EN 54-4 and EN54-13. Requires 2 batteries (7.2Ah) not included. Dimensions: 430 x 268 x 109 mm.



### CAD-150-1

**Addressable fire alarm control panel with one loop non expandable.** Up to of 250 addresses (detectors, modules, sounders or manual call points). Self-search and self-diagnosis functions. 250 programmable zones, 20 alarm and fault led display zones, 6.000 event history logs, free configuration and maintenance software, configuration via USB port, 2 supervised sounder outputs and 2 configurable relay outputs. Graphic LCD display. Auxiliary output of 24V 500 mA. ABS plastic casing for wall mounting and even prepared to be embedded into it. Multilingual keyboard. Able to be networked to S-Network (32 nodes) via RS485 or fiber optics. Modbus output for integrations with TED-151-CL, TED-151-2PE, TMB-251-LT or TMB-251. Full monitoring and remote control with Detnov Cloud Application and Detnov Remote Center. CPR certificate EN54-2, EN54-4 and EN54-13. Requires 2 batteries (7.2Ah) not included. Dimensions: 430 x 268 x 109 mm.



### CAD-150-2

**Addressable fire alarm control panel with 2 loops non expandable.** Up to of 500 addresses (250 addresses per loop: detectors, modules, sounders or manual call points). Self-search and self-diagnosis functions. 250 programmable zones, 20 alarm and fault led display zones, 6.000 event history logs, free configuration and maintenance software, configuration via USB port, 2 supervised sounder outputs and 2 configurable relay outputs. Graphic LCD display. Auxiliary output of 24V 500 mA. ABS plastic casing for wall mounting and even prepared to be embedded into it. Multilingual keyboard. Able to be networked to S-Network (32 nodes) via RS485 or fiber optics. Modbus output for integrations with TED-151-CL, TED-151-2PE, TMB-251-LT or TMB-251. Full monitoring and remote control with Detnov Cloud Application. CPR certificate EN54-2, EN54-4 and EN54-13. Requires 2 batteries (7.2Ah) not included. Dimensions: 430 x 268 x 109 mm.



### CAD-150-2-MB

**Addressable fire alarm control panel with 2 loops non expandable.** Up to of 500 addresses (250 addresses per loop: detectors, modules, sounders or manual call points). Self-search and self-diagnosis functions. 250 programmable zones, 20 alarm and fault led display zones, 6.000 event history logs, free configuration and maintenance software, configuration via USB port, 2 supervised sounder outputs and 2 configurable relay outputs. Graphic LCD display. Auxiliary output of 24V 500 mA. Metal box. Multilingual keyboard. Able to be networked to S-Network (32 nodes) via RS485 or fiber optics. Modbus output for integrations with TED-151-CL, TED-151-2PE, TMB-251-LT or TMB-251. Full monitoring and remote control with Detnov Cloud Application. CPR certificate EN 54-2, EN 54-4 and EN 54-13. Requires 2 batteries (12Ah) not included. Dimensions: 430 x 360 x 120 mm.



### CAD-150-4

**Addressable fire alarm control panel with 4 loops non expandable.** Up to of 1.000 addresses (250 addresses per loop: detectors, modules, sounders or manual call points). Self-search and self-diagnosis functions. 250 programmable zones, 6.000 event history logs, free configuration and maintenance software, configuration via USB port, 2 supervised sounder outputs and 2 configurable relay outputs. Graphic LCD display. Auxiliary output of 24V 500mA. Metal box. Multilingual keyboard. Able to be networked to S-Network (32 nodes) via RS485 or fiber optics. Modbus output for integrations with TED-151-CL, TED-151-2PE, TMB-251-LT or TMB-251. Full monitoring and remote control with Detnov Cloud Application. CPR certificate EN54-2, EN54-4 and EN54-13. Requires 2 batteries (12Ah) not included. Dimensions: 430 x 360 x 120 mm.



## CAD-150-8



**Addressable fire alarm control panel with 4 loops expandable up to 8 loops, by means of 2 additional loops cards (TBUD-150).** Up to of 2,000 addresses (250 addresses per loop: detectors, modules, sounders or manual call points). Auto-search function, 250 programmable zones, 40 alarm and fault display zones via leds, 6.000 event history logs, free configuration and maintenance software, USB port configuration, 2 supervised sounder outputs and 2 free relay outputs. Graphic LCD display. Auxiliary output of 24V 500 mA. Able to be networked to S-Network (32 nodes) via RS485 or fiber optics. Modbus output for integrations with TED-151-CL, TED-151-2PE, TMB-251-LT or TMB-251. Full monitoring and remote control with Detnov Cloud Application. Metal box, multilingual keyboard. CPR certificate EN54-2, EN54-4 and EN54-13. Requires 2 batteries (18Ah) not included. Dimensions: 525 x 450 x 120 mm.

## CAD-150-8-PLUS



**Addressable fire alarm control panel with 4 loops expandable up to 8 loops, by means of 2 additional loops card (TBUD-150).** Up to of 2,000 addresses (250 addresses per loop: detectors, modules, sounders or manual call points). Auto-search function, 250 programmable zones, 40 alarm and fault display zones via leds, 6.000 event history logs, free configuration and maintenance software, USB port configuration, 2 supervised sounder outputs and 2 free relay outputs. Graphic LCD display. Auxiliary output of 24V 500 mA. Able to be networked to S-Network (32 nodes) via RS485 or fiber optics. Modbus output for integrations with TED-151-CL, TED-151-2PE, TMB-251-LT or TMB-251. Full monitoring and remote control with Detnov Cloud Application. Metal box, multilingual keyboard. CPR certificate EN54-2, EN54-4 and EN54-13. Requires 2 batteries (24Ah) not included. Dimensions: 525 x 450 x 200 mm.

## Addressable control panels with printer - CAD-150 series

### CAD-150-4-P



**Addressable fire alarm control panel with 4 loops non expandable with printer built-in.** Up to of 1.000 addresses (250 addresses per loop: detectors, modules, sounders or manual call points). Self-search and self-diagnosis functions. 250 programmable zones, 6.000 event history logs, free configuration and maintenance software, configuration via USB port, 2 supervised siren outputs and 2 configurable relay outputs. Graphic LCD display. Auxiliary output of 24V 500mA. Metal box. Multilingual keyboard. Includes TMB-251 communication card for connection to the network S-Network (32 nodes) of control panels and repeaters through RS485. CPR certificate EN54-2, EN54-4 and EN54-13. Requires 2 batteries (7Ah) not included. Dimensions: 430 x 360 x 120 mm.

### CAD-150-8-P



**Addressable fire alarm control panel with 4 loops expandable up to 8 loops with printer built-in, by means of 2 additional loops cards (TBUD-150).** Up to of 2,000 addresses (250 addresses per loop: detectors, modules, sounders or manual call points). Auto-search function, 250 programmable zones, 40 alarm and fault display zones via leds, 6.000 event history logs, free configuration and maintenance software, USB port configuration, 2 supervised sounder outputs and 2 free relay outputs. Graphic LCD display. Auxiliary output of 24V 500 mA. Metal box, multilingual keyboard. Includes TMB-251 communication card for connection to the network S-Network (32 nodes) of control panels and repeaters through RS485. CPR certificate EN 54-2, EN 54-4 and EN 54-13. Requires 2 batteries (18Ah) not included. Dimensions: 525 x 450 x 120 mm.

### CAD-150-8-PLUS-P



**Addressable fire alarm control panel with 4 loops expandable up to 8 loops with printer built-in, by means of 2 additional loops card (TBUD-150).** Up to of 2,000 addresses (250 f addresses per loop: detectors, modules, sounders or manual call points). Auto-search function, 250 programmable zones, 40 alarm and fault display zones via leds, 6.000 event history logs, free configuration and maintenance software, USB port configuration, 2 supervised sounder outputs and 2 free relay outputs. Graphic LCD display. Auxiliary output of 24V 500 mA. Metal box, multilingual keyboard. Includes TMB-251 communication card for connection to the network S-Network (32 nodes) of control panels and repeaters through RS485. CPR certificate EN 54-2, EN 54-4 and EN 54-13. Requires 2 batteries (24Ah) not included. Dimensions: 525 x 450 x 200 mm.

## Addressable repeaters - CAD-150 series



### CAD-150-R-LT

**Bidirectional repeater for Detnov addressable CAD-150 series.** Allows the remote supervision control of a fire control panel networked (S-Network) up to 32 nodes. It shows the same incidences reflected in the control panel. It can be added in ring or bus networks configurations. LCD display and 4 control keys (reset, mute buzzer, mute sounders and activate sounders). Includes RS485 communication card (TMB-251-LT for S-Network). ABS plastic casing for wall mounting and even prepared to be embedded into it. Requires 230Vac and 2 batteries (7.2Ah) not included. CPR certificate EN54-2 and EN54-4. Dimensions: 443 x 268 x 109 mm.

## Addressable control panels accessories - CAD-150 series



### TBUD-150

**2 loops microprocessor expansion card (500 addresses).** 250 addresses per loop (detectors, modules, sounders and manual call points). To be used in CAD-150-8 and CAD-150-8-PLUS.



### TMB-251

**Communication card for addressable control panels serie CAD-150.** Includes Ethernet port, RS485 output for network connection S-Network (32 nodes), 2 x RS485 for Modbus integration, RS232 output for serial printer Includes. Includes electric isolation circuit between nodes. 1.000 meters maximum distance between nodes. Integration with Detnov Cloud, access through Detnov Remote Control Application SGD-RCD and supports 5 ModBus connection.



### TMBFI-251

**Fiber optic communication card for control panels serie CAD-150.** Includes Ethernet port, RS485 output for network connection S-Network (32 nodes), 2 x RS485 for Modbus integration, RS232 output for serial printer Includes. Includes electric isolation circuit between nodes. 1.000 meters maximum distance between nodes. Integration with Detnov Cloud, access through Detnov Remote Control Application SGD-RCD and supports 5 ModBus connection.



### TMB-251-LT

**Communication card for addressable control panels serie CAD-150.** Includes Ethernet port, RS485 output for network connection S-Network (32 nodes). Includes electric isolation circuit between nodes. 1.000 meters maximum distance between nodes. Integration with Detnov Cloud, access through Detnov Remote Control Application SGD-RCD and supports 5 ModBus connection.



### TED-151-CL

**TCP / IP, RS485 communication card for our conventional CCD-100 or addressable CAD-150 control panels.** Remote monitoring and control of the fire alarm control panel through Detnov Cloud application, access through the Detnov Remote Control Application and supports till 5 ModBus connection. Include two serial ports for extended requirements like ModBus RTU.



### TED-151-2PE

**TCP / IP, RS485 communication card for our conventional CCD-100 or addressable CAD-150 control panels.** Remote monitoring and control of the fire alarm control panel through Detnov Cloud application, access through the Detnov Remote Control Application and supports till 5 ModBus connection. Include two serial ports for extended requirements like ModBus RTU.

Card ref.	Detnov Cloud	Remote Center - RCD		Integration & BMS				S-Network	Printer
		CAD-150	CCD-100	CAD-150		CCD-100			
				ModBus IP	Modbus RTU	ModbusIP	Modbus RTU		
TED-151-CL	✓	✓	✗	✓	✗	✓	✗	✗	✗
TED-151-2PE	✓	✓	✗	✓	✓	✓	✓	✗	✗
TMB-251-LT	✓	✓	✗	✓	✗	✗	✗	✓	✗
TMB-251	✓	✓	✗	✓	✓	✗	✗	✓	✓



## PGD-202

**Hand-held programmer for 200A addressable detectors range and 400 series devices (modules, manual call points and sounders).** Allows the display of the device address, analogue value of the detectors and consecutive/manual address programming. Includes four AA batteries offering till 48h of service and power supply for programming devices also without batteries.



## SCD-150

**CAD-150 series addressable control panels range configuration, commissioning and maintenance software.** PC connection via USB cable.



## CUSB-150

**Standard USB configuration cable for PC connection to CAD-150 and CAD-250 addressable control panels.**



## SGD-RCD

**Remote control application for CAD-150 series addressable control panels.** PC application for service remote panel access via TCP / IP link. The control panel must include a TED-151-2PE, TMB-251-LT or a TMB-251 communication card.

## Graphical monitoring software for Detnov panels



### SGD-151-1-CCD

**Graphic software license for one conventional control panel.** Control, supervision and management of the fire detection installation in graphic environment (PC).



### SGD-151-E-CCD

**Additional graphic software license for one conventional control panel.** Control, supervision and management of the fire detection installation in graphic environment (PC).



### SGD-151-1-2L

**Graphic software license for one addressable control panel series with up to 2 loops.** Control, supervision and management of the fire detection installation in graphic environment (PC). SGD graphical monitoring software supports till 5 slave (PC) substations.



### SGD-151-E-2L

**Additional graphic software license for 2 added loops on one addressable control panel series.** Control, supervision and management of the fire detection installation in graphic environment (PC). SGD graphical monitoring software supports till 5 slave (PC) substations.



### SGD-151-1-32L

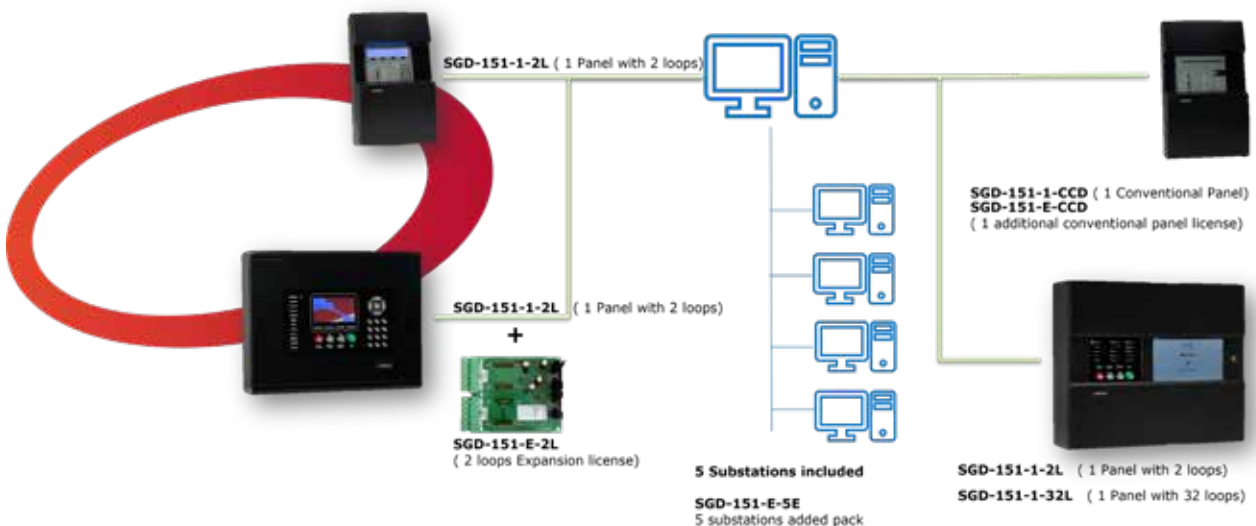
**Graphic software license for one addressable control panel series with up to 32 loops.** Control, supervision and management of the fire detection installation in graphic environment (PC). SGD graphical monitoring software supports till 5 slave (PC) substations.

**NEW**



### SGD-151-E-5E

**Graphic software license extension for 5 additional slave stations.**



## Addressable detectors - 200A series



### DOD-220A

**Addressable optical smoke detector, with dirt compensation and algorithm verification.** Led status indicator and output for remote pilot indicator PAD-10 or buzzer BUD-200. White color. Allows installation without polarity. Requires connection base Z-200 or Z-200-H. Anti-theft system (only with Z-200). CPR certificate EN 54-7. Dimensions: 100 x 40 mm.



### DOTD-230A

**Addressable optical & heat detector, with dirt compensation and algorithm verification.** Led status indicator and output for remote pilot indicator PAD-10 or buzzer BUD-200. White color. Allows installation without polarity. Requires connection base Z-200 or Z-200-H. Anti-theft system (only with Z-200). CPR certificates EN 54-5 and EN 54-7. Dimensions: 100 x 40 mm.



### DTD-210A

**Addressable heat (58°C fixed temperature and thermal rate of rise) detector, with algorithm verification.** Led status indicator and output for remote pilot indicator PAD-10 or buzzer BUD-200. White color. Allows installation without polarity. Requires base Z-200 or Z-200-H. Anti-theft system (only with Z-200). CPR certificate EN 54-5. Dimensions: 100 x 40 mm.



### DTD-215A

**Addressable high temperature detector (fixed at 78°C), with algorithm verification.** Led status indicator and output for remote pilot indicator PAD-10 or buzzer BUD-200. White color. Allows installation without polarity. Requires base Z-200 or Z-200-H. Anti-theft system (only with Z-200). CPR certificate EN 54-5. Dimensions: 100 x 40 mm.

## Addressable detectors with built-in isolator - 200A series



### DOD-220A-I

**Addressable optical smoke detector with built-in isolator, with dirt compensation and algorithm verification.** Led status indicator and output for remote pilot indicator PAD-10 or buzzer BUD-200. White color. Requires connection base Z-200 or Z-200-H. Anti-theft system (only with Z-200). CPR certificate EN 54-7 and EN 54-17. Dimensions: 100 x 40 mm.



### DOTD-230A-I

**Addressable optical & heat detector with built-in isolator, with dirt compensation and algorithm verification.** Led status indicator and output for remote pilot indicator PAD-10 or buzzer BUD-200. White color. Requires connection base Z-200 or Z-200-H. Anti-theft system (only with Z-200). CPR certificates EN 54-5, EN 54-7 and EN 54-17. Dimensions: 100 x 40 mm.



### DTD-210A-I

**Addressable heat (58°C fixed temperature and thermal rate of rise) detector with built-in isolator, with algorithm verification.** Led status indicator and output for remote pilot indicator PAD-10 or buzzer BUD-200. White color. Requires base Z-200 or Z-200-H. Anti-theft system (only with Z-200). CPR certificate EN 54-5 and EN 54-17. Dimensions: 100 x 40 mm.



### DTD-215A-I

**Addressable high temperature detector (fixed at 78°C) with built-in isolator, with algorithm verification.** Led status indicator and output for remote pilot indicator PAD-10 or buzzer BUD-200. White color. Requires connection base Z-200 or Z-200-H. Anti-theft system (only with Z-200). CPR certificate EN 54-5 and EN 54-17. Dimensions: 100 x 40 mm.

## Addressable detectors - 200A series (black)



### DOD-220A-B

**Addressable optical smoke detector, with dirt compensation and algorithm verification.** Led status indicator and output for remote pilot indicator PAD-10 or buzzer BUD-200. Black color. Allows installation without polarity. Requires connection base Z-200-B or Z-200-B-H. Anti-theft system (only with Z-200). CPR certificate EN 54-7. Dimensions: 100 x 40 mm.



### DOTD-230A-B

**Addressable optical & heat detector, with dirt compensation and algorithm verification.** Led status indicator and output for remote pilot indicator PAD-10 or buzzer BUD-200. Black color. Allows installation without polarity. Requires connection base Z-200-B or Z-200-B-H. Anti-theft system (only with Z-200). CPR certificates EN 54-5 and EN 54-7. Dimensions: 100 x 40 mm.



### DTD-210A-B

**Addressable heat (58°C fixed temperature and thermal rate of rise) detector, with algorithm verification.** Led status indicator and output for remote pilot indicator PAD-10 or buzzer BUD-200. Black color. Allows installation without polarity. Requires base Z-200-B or Z-200-B-H. Anti-theft system (only with Z-200). CPR certificate EN 54-5. Dimensions: 100 x 40 mm.



### DTD-215A-B

**Addressable high temperature detector (fixed at 78°C), with algorithm verification.** Led status indicator and output for remote pilot indicator PAD-10 or buzzer BUD-200.. Black color. Allows installation without polarity. Requires connection base Z-200-B or Z-200-B-H. Anti-theft system (only with Z-200). CPR certificate EN 54-5. Dimensions: 100 x 40 mm.

## Addressable detectors accessories - 200A series



### Z-200

**Connection base for 200 and 200A series detectors.** It has an anti-theft detector system. Stainless steel contacts. White color. Dimensions: 5 x 100 mm.



### Z-200-H

**Deep connection base for 200 and 200A series detectors.** It has an anti-theft detector system. Stainless steel contacts. Ceiling mounted with conduit entris for standars 20mm conduit. White color. Dimensions: 43 x 100 mm. Provide extra height of 25 mm.



### STD-200

**Euro-mounting base for Z-200 connection base.** It allows the connection base to be ceiling mounted with conduit entris for standars 20mm conduit. White color. Dimensions 30 x 100 mm.



### Z-200-B

**Connection base for 200-B and 200A-B series detectors.** It has an anti-theft detector system. Stainless steel contacts. Black color. Dimensions: 5 x 100 mm.

# Addressable



## Z-200-B-H

**Deep connection base for 200-B and 200A-B series detectors.** It has an anti-theft detector system. Stainless steel contacts. Ceiling mounted with conduit entries for standards 20mm conduit. Black color. Dimensions: 43 x 100 mm. Provide extra height of 25 mm.



## STD-200-B

**Euro-mounting base for Z-200-B connection base.** It allows the connection base to be ceiling mounted with conduit entries for standards 20mm conduit. Black color. Dimensions 30 x 100 mm.



## PAD-10

**Remote indicator for 200 and 200A detectors series.** Installed in enclosed or concealed enclosures. 5mA very low consumption. Dimensions: 80x80x27mm.



## BUD-200

**Buzzer for addressable detectors series 200A.** Very low power consumption alarm and high acoustic power.



## PINT-DET

**Detector housing and base with color treatment for special installations (cinemas, discos, optics laboratories, dark rooms, etc.).** Available only on request. Minimum amount 15 pcs.

## Addressable gas detectors



## DGD-600

**Natural Gas / City Gas (methane) detector for residential use.** 24 Vdc supply required. Maximum consumption: 65 mA. IP32D. Includes alarm buzzer (85db). Standalone or able to be connected to the Detnov addressable loop. Includes alarm relay and fault relay. Conforms to EN 50194-1. Dimensions: 89.6 x 146.5 x 39 mm. Test button. 3 status LEDs: Service, fault and alarm. Wall mounting or DIN rail.



## DGD-600-AC

**Natural Gas / City Gas (methane) detector for residential use.** 230 Vac supply required. Maximum consumption: 65 mA. IP32D. Includes alarm buzzer (85db). Standalone or able to be connected to the Detnov addressable loop. Includes alarm relay and fault relay. Conforms to EN 50194-1. Dimensions: 89.6 x 146.5 x 39 mm. Test button. 3 status LEDs: Service, fault and alarm. Wall mounting or DIN rail.



## DGD-620

**Liquefied petroleum gases (butane and propane) detector for residential use.** 24 Vdc supply required. Maximum consumption: 65 mA. IP32D. Includes alarm buzzer (85db). Standalone or able to be connected to the Detnov addressable loop. Includes alarm relay and fault relay. Dimensions: 89.6 x 146.5 x 39 mm. Test button. 3 status LEDs: Service, fault and alarm. Wall mounting or DIN rail.



## DGD-620-AC

**Liquefied petroleum gases (butane and propane) detector for residential use.** 230 Vac supply required. Maximum consumption: 65 mA. IP32D. Includes alarm buzzer (85db). Standalone or able to be connected to the Detnov addressable loop. Includes alarm relay and fault relay. Dimensions: 89.6 x 146.5 x 39 mm. Test button. 3 status LEDs: Service, fault and alarm. Wall mounting or DIN rail.



## Addressable manual call points



### MAD-451-I

**Addressable manual call point with built-in isolator.** LED status indicator and test key. Red color. CPR certificates EN54-11 and EN54-17. Dimensions: 85 x 85 x 55 mm.



### MAD-450

**Addressable manual call point.** LED status indicator and test key. Allows installation without polarity. Red color. CPR certificate EN54-11. Dimensions: 98 x 98 x 48 mm.



### MAD-450-I

**Addressable manual call point with built-in isolator.** LED status indicator and test key. Red color. CPR certificates EN54-11 and EN54-17. Dimensions: 98 x 98 x 48 mm.



### TBD-450

**Protective plastic cover, for indoors PCD-100, MAD-450 or MAD-450-I manual call points.**



### SMD-450

**Manual call point recessing bezel for indoor use, PCD-100, MAD-450 or MAD-450-I.** Red color.



### MAD-450-IW

**Addressable manual call point IP67 with built-in isolator.** Suitable for outdoor applications. LED status indicator and test key. Red color. Dimensions: 90 x 89 x 72 mm.



### TBD-450-IW

**Protective plastic cover for RP-GS2-02, WRP2-R-01, MAD-451-I and MAD-450-IW.**

## Addressable sounders & beacons



### MAD-461-I

**Addressable loop sounder with isolator.** Low power consumption, acoustic power 82.5 dB. It takes just one address in the loop. Color red. For indoor use. IP21. CPR certificate EN54-3 and EN54-17. Dimensions: 65 x 90 mm.



### MAD-464-I

**Addressable loop sounder with built-in isolator.** Low power consumption. 32 tones and 3 configurable volumes (Low, Medium, High). Acoustic power from 78.3 dBA to 104.6 dBA depending on the selected tone. It takes just one address in the loop. Red color. IP33C. Deep base. CPR certificate EN 54-3 and EN 54-17. Dimensions: 100 x 75 mm.



### MAD-465-I

**Addressable loop sounder with beacon and built-in isolator.** Low power consumption. 32 tones and 3 configurable volumes (Low, Medium, High). Acoustic power 76 dBA to 117 dBA depending on the selected tone. It takes just one address in the loop. Red color. IP33C. Deep base. CPR certificate EN 54-3 and EN 54-17. Dimensions: 100 x 75 mm.



### MAD-464-I-W

**Addressable loop sounder with built-in isolator.** Low power consumption. 32 tones and 3 configurable volumes (Low, Medium, High). Acoustic power from 78.3 dBA to 104.6 dBA depending on the selected tone. It takes just one address in the loop. White color. IP33C. Deep base. CPR certificate EN 54-3 and EN 54-17. Dimensions: 100 x 75 mm.



### MAD-465-I-W

**Addressable loop sounder with beacon and built-in isolator.** Low power consumption. 32 tones and 3 configurable volumes (Low, Medium, High). Acoustic power 76 dBA to 117 dBA depending on the selected tone. It takes just one address in the loop. White color. IP33C. Deep base. CPR certificate EN 54-3 and EN 54-17. Dimensions: 100 x 75 mm.



### MAD-564-I

**Addressable loop sounder with built-in isolator.** Acoustic power 95 dB to 100 dB according with tone and connection mode, 32 tones and 4 optional volumes. It takes just one address in the loop. It can be powered through the loop or by an external power supply EN54-4. Color red. IP65. Deep base CPR certificate EN54-3 and EN54-17. Dimensions: 63 x 118 x 121 mm.



### MAD-564-I-W

**Addressable loop sounder with built-in isolator.** Low power consumption, acoustic power 95 dB to 100 dB according with tone and connection mode, 32 tones and 4 optional volumes. It takes just one address in the loop. It can be powered through the loop or by an external power supply EN54-4. Color white. IP65. Deep base CPR certificate EN54-3 and EN54-17. Dimensions: 63 x 118 x 121 mm.



### MAD-565-I

**Addressable loop sounder with beacon and built-in isolator.** Acoustic power 95 dB to 100 dB according with tone and connection mode, 32 tones and 4 optional volumes. It takes just one address in the loop. It can be powered through the loop or by an external power supply EN54-4. Color red. IP65. Deep base CPR certificate EN54-3, EN54-23 and EN54-17. Coverages W4-9 and W3-7. Dimensions: 63 x 118 x 121 mm.



### MAD-565-I-W

**Addressable loop sounder with beacon and built-in isolator.** Acoustic power 95 dB to 100 dB according with tone and connection mode, 32 tones and 2 optional volumes. It takes just one address in the loop. It can be powered through the loop or by an external power supply EN54-4. Color white. IP65. Deep base CPR certificate EN54-3, EN54-23 and EN54-17. Coverages W4-9 and W3-7. Dimensions: 63 x 118 x 121 mm.



## MAD-567-I

**Addressable loop sounder base with built-in isolator.** 200A series detector compatible. CPR. Acoustic power up to 92 dB according with tone and connection mode , 32 tones and 4 optional volumes. It takes just one address in the loop. It can be powered through the loop or by an external power supply EN54-4. Color white. CPR certificate EN54-3 and EN54-17. Dimensions: 130 mm  $\varnothing$  x 28 mm.



## MAD-569-I

**Addressable loop sounder base with beacon and built-in isolator.** 200A series detector compatible. CPR. Acoustic power up to 92 dB according with tone and connection mode , 32 tones and 4 optional volumes. It takes just one address in the loop. It can be powered through the loop or by an external power supply EN54-4. Color white. CPR certificate EN54-3, EN54-23 and EN54-17. Coverages C3-15 and C3-9 Dimensions: 130 mm  $\varnothing$  x 28 mm.



## MAD-472

**Addressable sounder base.** 200A series detector compatible. CPR Certified EN54-3. Acoustic power: 80dB. Indoor use. IP21C. It takes just one address in the loop. Dimensions: 150 x 100 mm.



## MAD-473

**Addressable sounder base with beacon.** 200A series detector compatible. CPR Certified EN54-3. Acoustic power: 80dB. Indoor use. IP21C. It takes just one address in the loop. Dimensions: 150 x 100 mm.



## TBD-470

**Protective cap for the MAD-472 and MAD-473 sounder bases.**



## PAD-10A-I

**Addressable remote indicator with built-in isolator.** Great brightness. It occupies one direction in the loop. Dimensions: 80 x 80 x 27 mm.

## Addressable modules without built-in isolator



### MAD-401

**Addressable monitor module with 1 supervised technical input for device status indication providing NC or NO contact.** It takes one address in the loop. Fed directly from the loop. LED status indicator. Connection through removable strips up to 2.5mm<sup>2</sup> section. Possibility of being installed in DIN rail or flat to wall mounting in box BOX-ONE. Non polarity installation. Consumption less than 300µA at rest. Red color. Dimensions: 100 x 82 x 23 mm. CPR certificate EN54-18.



### MAD-402

**Addressable monitor module with 2 supervised technical inputs for devices status signaling providing NC or NO contact.** It takes two addresses in the loop. Fed directly from the loop. LED status indicator. Connection through removable strips up to 2.5mm<sup>2</sup> section. Possibility of being installed in DIN rail or flat to wall mounting in box BOX-ONE. Consumption less than 300µA at rest. Non polarity installation. Red color. Dimensions: 100 x 82 x 23 mm. CPR certificate EN54-18.



### MAD-411

**Addressable control module for 1 relay output, provides one contact C, NO, NC.** It takes one address in the loop. Fed directly from the loop. LED status indicator. Connection through removable strips up to 2.5mm<sup>2</sup> section. Possibility of being installed in DIN rail or flat to wall mounting in box BOX-ONE. Consumption less than 300µA at rest. Non polarity installation. Red color. Dimensions: 100 x 82 x 23 mm. CPR certificate EN54-18.



### MAD-412

**Addressable control module of 2 relay outputs, provides two contacts C, NA, NC non-resettable.** It takes two addresses in the loop. Fed directly from the loop. LED status indicator. Connection through removable strips up to 2.5mm<sup>2</sup> section. Possibility of being installed in DIN rail or flat to wall mounting in box BOX-ONE. Consumption less than 300µA at rest. Non polarity installation. Red color. Dimensions: 100 x 82 x 23 mm. CPR certificate EN54-18.



### MAD-421

**Addressable monitor and control module with 1 supervised technical input for status indication of devices that provides NC or NO contact and 1 voltage-free relay output providing non-resettable C, NO, NC contact.** It takes two addresses in the loop. Fed directly from the loop. LED status indicator. Connection through removable strips up to 2.5mm<sup>2</sup> section. Possibility of being installed in DIN rail or flat to wall mounting in box BOX-ONE. Consumption less than 300µA at rest. Non polarity installation. Red color. Dimensions: 100 x 82 x 23 mm. CPR certificate EN54-18.



### MAD-422

**Addressable monitor and control module with of 2 supervised technical inputs, for the devices status signaling that provide NC or NO contact and 2 voltage-free relay outputs that provide two non-resettable C, NO, NC contacts.** It takes four addresses in the loop. Fed directly from the loop. LED status indicator. Connection through removable strips up to 2.5mm<sup>2</sup> section. Possibility of being installed in DIN rail or flat to wall mounting in box BOX-ONE. Consumption less than 300µA at rest. Non polarity installation. Red color. Dimensions: 100 x 82 x 23 mm. CPR certificate EN54-18.



### MAD-431

**Addressable control module of 1 monitored 24V output, for the activation of optical-acoustic signaling devices or maneuvers that require power, discriminating the fault of cut or short circuit in said line.** It takes one loop address. Requires 24 Vdc auxiliary powers. LED status indicator. Connection through removable strips up to 2.5mm<sup>2</sup> section. Possibility of being installed in DIN rail or flat to wall mounting in box BOX-ONE. Consumption less than 300µA at rest. Allows installation without polarity. Red color. Dimensions: 100 x 82 x 23 mm. CPR certificate EN54-18.



## MAD-432

**Addressable control module of 2 supervised 24V outputs, for the activation of optical-acoustic signaling devices or maneuvers that require power, discriminating the fault of cut or short circuit in said line.** It takes two loop addresses. Requires 24 Vdc auxiliary powers. LED status indicator. Connection through removable strips up to 2.5mm<sup>2</sup> section. Possibility of being installed in DIN rail or flat to wall mounting in box BOX-ONE. Consumption less than 300µA at rest. Allows installation without polarity. Red color. Dimensions: 100 x 82 x 23 mm. CPR certificate EN54-18.



## MAD-441

**Addressable monitor module of 1 conventional zone, allows connection of up to 20 conventional detectors and / or 32 conventional manual call points.** Can identify between detector and manual call point alarm, between the fault by cutting or by short circuit in the zone. It takes one loop address. Requires 24 Vdc auxiliary power. LED status indicator. Connection through removable strips up to 2.5mm<sup>2</sup> section. Possibility of being installed in DIN rail or flat to wall mounting in box BOX-ONE. Consumption less than 300µA at rest. Allows installation without polarity. Red color. Dimensions: 100 x 82 x 23 mm. CPR certificate EN54-18.



## MAD-442

**Addressable monitor module of 2 conventional zones, allows the connection of up to 20 conventional detectors and / or 32 conventional manual call points per zone.** Can identify between detector and manual call point alarm, between the fault by cutting or by short circuit in the zone. It takes two loop addresses. Requires 24 Vdc auxiliary power. LED status indicator. Connection through removable strips up to 2.5mm<sup>2</sup> section. Possibility of being installed in DIN rail or flat to wall mounting in box BOX-ONE. Consumption less than 300µA at rest. Allows installation without polarity. Red color. Dimensions: 100 x 82 x 23 mm. CPR certificate EN54-18.



## MAD-481

**Addressable module with 1 voltage-free relay output of 240 Vac and 5A that provides a non-resettable C, NO, NC contact.** It occupies an address in the loop. Direct power from the loop. Includes status indicator LED. Connection by means of removable strips of up to 2.5mm<sup>2</sup> section. Possibility of being installed on a DIN rail or flat wall mounting in a BOX-ONE box. Consumption less than 300µA at rest. Red color. Dimensions 100 x 82 x 23mm.



## MAD-490

**Addressable short-circuit protection isolating module, with status LED, which isolates the loop section between two isolators in the event of a short-circuit in the loop.** Takes no address in the loop. Direct feed from the loop. Connection through removable strips up to 2.5mm<sup>2</sup> section. Possibility of being installed in DIN rail or flat to wall mounting in box BOX-ONE. Consumption less than 300µA at rest. Red color. Dimensions: 100 x 82 x 23 mm. CPR certificate EN54-17.

## Addressable modules with built-in isolator



### MAD-401-I

**Addressable monitor module with built-in isolator of 1 supervised technical input for status indication of equipment providing NC or NO contact.** It takes one loop address. Direct feed from the loop. LED status indicator. Connection through removable strips up to 2.5mm<sup>2</sup> section. Possibility of being installed in DIN rail or flat to wall mounting in box BOX-ONE. Consumption less than 300µA at rest. Red color. Dimensions: 100 x 82 x 23 mm. CPR certificate EN54-18 and EN54-17.



### MAD-402-I

**Addressable monitor module with built-in isolator of 2 supervised technical inputs for status indication of equipment providing NC or NO contact.** It takes two loop addresses. Direct feed from the loop. LED status indicator. Connection through removable strips up to 2.5mm<sup>2</sup> section. Possibility of being installed in DIN rail or flat to wall mounting in box BOX-ONE. Consumption less than 300µA at rest. Red color. Dimensions: 100 x 82 x 23 mm. CPR certificate EN54-18 and EN54-17.



### MAD-411-I

**Addressable control module with built-in isolator of 1 voltage-free relay output providing non-resettable C, NO, NC contact.** It takes one loop address. Direct feed from the loop. LED status indicator. Connection through removable strips up to 2.5mm<sup>2</sup> section. Possibility of being installed in DIN rail or flat to wall mounting in box BOX-ONE. Consumption less than 300µA at rest. Red color. Dimensions: 100 x 82 x 23 mm. CPR certificate EN54-18 and EN54-17.



### MAD-412-I

**Addressable control module with built-in isolator of 2 relay outputs free of voltage that provides two contacts C, NO, NC non-resettable.** It takes two loop addresses. Direct feed from the loop. LED status indicator. Connection through removable strips up to 2.5mm<sup>2</sup> section. Possibility of being installed in DIN rail or flat to wall mounting in box BOX-400. Consumption less than 300µA at rest. Red color. Dimensions: 100 x 82 x 23 mm. CPR certificate EN54-18 and EN54-17.



### MAD-421-I

**Addressable monitor and control module with built-in isolator of 1 supervised technical input for the status signaling of equipment that provides NC or NO contact and 1 voltage-free relay output providing non-resettable C, NO, NC contact.** It takes two loop addresses. Direct feed from the loop. LED status indicators. Connection through removable strips up to 2.5mm<sup>2</sup> section. Possibility of being installed in DIN rail or flat to wall mounting in box BOX-ONE. Consumption less than 300µA at rest. Red color. Dimensions: 100 x 82 x 23 mm. CPR certificate EN54-18 and EN54-17.



### MAD-422-I

**Addressable monitor module and control with built-in isolator of 2 supervised technical inputs for the status signaling of equipment that provide NC or NO contact and 2 voltage-free relay outputs providing two non-resettable C, NO, NC contacts.** It occupies four directions in the loop. Direct feed from the loop. LED status indicators. Connection through removable strips up to 2.5mm<sup>2</sup> section. Possibility of being installed in DIN rail or flat to wall mounting in box BOX-ONE. Consumption less than 300µA at rest. Red color. Dimensions: 100 x 82 x 23 mm. CPR certificate EN54-18 and EN54-17.



### MAD-431-I

**Addressable control module with built-in isolator of 1 monitored 24V output, for the activation of optical-acoustic signaling devices or maneuvers that require power, discriminating the breakdown or short-circuit fault in said line.** It takes one loop address. Requires 24 Vdc auxiliary powers. LED status indicator. Connection through removable strips up to 2.5mm<sup>2</sup> section. Possibility of being installed in DIN rail or flat to wall mounting in box BOX-ONE. Consumption less than 300µA at rest. Red color. Dimensions: 100 x 82 x 23 mm. CPR certificate EN54-18 and EN54-17.



## MAD-432-I

**Addressable control module with built-in isolator of 2 supervised 24V outputs, for the activation of optical-acoustic signaling devices or maneuvers requiring power, discriminating the breakdown or short-circuit fault in said line.** It takes two loop addresses. Requires 24 Vdc auxiliary powers. LED status indicator. Connection through removable strips up to 2.5mm<sup>2</sup> section. Possibility of being installed in DIN rail or flat to wall mounting in box BOX-ONE. Consumption less than 300µA at rest. Red color. Dimensions: 100 x 82 x 23 mm. CPR certificate EN54-18 and EN54-17.



## MAD-441-I

**Addressable monitor module with built-in isolator of 1 conventional zone, allows the connection of up to 20 conventional detectors and / or 32 conventional manual call points.** Can identify between detector and manual call point alarm, between the fault by cutting or by short circuit in the zone. It takes one loop address. Requires 24 Vdc auxiliary power. LED status indicator. Connection through removable strips up to 2.5mm<sup>2</sup> section. Possibility of being installed in DIN rail or flat to wall mounting in box BOX-ONE. Consumption less than 300µA at rest. Red color. Dimensions: 100 x 82 x 23 mm. CPR certificate EN54-18 and EN54-17.



## MAD-442-I

**Addressable monitor module with built-in isolator of 2 conventional zones, allows the connection of up to 20 conventional detectors and / or 32 conventional manual call points per zone.** Can identify between detector and manual call point alarm, between the fault by cutting or by short circuit in the zone. It takes two loop addresses. Requires 24 Vdc auxiliary powers. LED status indicators. Connection through removable strips up to 2.5mm<sup>2</sup> section. Possibility of being installed in DIN rail or flat to wall mounting in box BOX-ONE. Consumption less than 300µA at rest. Red color. Dimensions: 100 x 82 x 23 mm. CPR certificate EN54-18 and EN54-17.



## MAD-405-I

**Addressable monitor module with built-in isolator of 5 supervised technical inputs for status indication of equipment providing NC or NO contact.** It takes five loop addresses. Direct feed from the loop. LED status indicator. Connection through removable strips up to 2.5mm<sup>2</sup> section. Includes mounting box. Dimensions: 172 x 170 x 48 mm. CPR certificate EN54-18 and EN54-17.



## MAD-409-I

**Addressable monitor module with built-in isolator of 10 supervised technical inputs for status indication of equipment providing NC or NO contact.** It takes ten loop addresses. Direct feed from the loop. LED status indicator. Connection through removable strips up to 2.5mm<sup>2</sup> section. Includes mounting box. Dimensions: 172 x 170 x 48 mm. CPR certificate EN54-18 and EN54-17.



## MAD-415-I

**Addressable control module with built-in isolator of 5 relay outputs free of voltage that provides two contacts C, NO, NC non-resettable.** It takes five loop addresses. Requires external 24 Vdc power. LED status indicator. Connection through removable strips up to 2.5mm<sup>2</sup> section. Includes mounting box. Dimensions: 172 x 170 x 48 mm. CPR certificate EN54-18 and EN54-17.



## MAD-419-I

**Addressable control module with built-in isolator of 10 relay outputs free of voltage that provides two contacts C, NO, NC non-resettable.** It takes ten loop addresses. Requires external 24 Vdc power. LED status indicator. Connection through removable strips up to 2.5mm<sup>2</sup> section. Includes mounting box. Dimensions: 172 x 170 x 48 mm. CPR certificate EN54-18 and EN54-17.

# Addressable



## MAD-425-I

**Addressable monitor module and control with built-in isolator of 5 supervised technical inputs for the status signaling of equipment that provide NC or NO contact and 5 voltage-free relay outputs providing two non-resettable C, NO, NC contacts.** It occupies 10 addresses in the loop. Requires external 24 Vdc power. LED status indicators. Connection through removable strips up to 2.5mm<sup>2</sup> section. Includes mounting box. Dimensions: 172 x 170 x 48 mm. CPR certificate EN54-18 and EN54-17.



## MAD-429-I

**Addressable monitor module and control with built-in isolator of 10 supervised technical inputs for the status signaling of equipment that provide NC or NO contact and 10 voltage-free relay outputs providing two non-resettable C, NO, NC contacts.** It occupies 20 addresses in the loop. Requires external 24 Vdc power. LED status indicators. Connection through removable strips up to 2.5mm<sup>2</sup> section. Includes mounting box. Dimensions: 172 x 170 x 48 mm. CPR certificate EN54-18 and EN54-17.

## Accessories for addressable modules



## BOX-ONE

**Transparent box for installation of one addressable module of the MAD-400 series.** Dimensions: 172 x 170 x 48 mm.



## BOX-SIX

**Transparent box for installation of addressable modules of the MAD-400 series.** Maximum capacity of 6 modules. Dimensions: 172 x 170 x 110 mm.



## Conventional control panels - ECO series



### CCD-020

**Conventional fire alarm control panel for 2 zones mounted on ABS plastic housing.** Discriminates between detector alarm and manual call points alarm. Up to 32 detectors per zone. It has 2 configurable supervised sounder outputs (500 mA each output), alarm and fault relay outputs free of voltage, auxiliary 24V output (500 mA maximum consumption), 24V resettable output (500 mA maximum consumption). Sounder output delay configurable on board. Multilingual keyboard. CPR certificate EN 54-2 and EN 54-4. Dimensions: 282 x 240 x 102 mm. Requires 2 batteries (2.3Ah) not included.



### CCD-040

**Conventional fire alarm control panel for 4 zones mounted on ABS plastic housing.** Discriminates between detector alarm and manual call points alarm. Up to 32 detectors per zone. It has 2 configurable supervised sounder outputs (500 mA each output), alarm and fault relay outputs free of voltage, auxiliary 24V output (500 mA maximum consumption), 24V resettable output (500 mA maximum consumption). Sounder output delay configurable on board. Multilingual keyboard. CPR certificate EN 54-2 and EN 54-4. Dimensions: 282 x 240 x 102 mm. Requires 2 batteries (2.3Ah) not included.

## Conventional control panels - CCD-100 series



### CCD-102

**Conventional fire alarm control panel for 2 zones mounted on ABS plastic housing.** Flush mount option. Discriminates between detector alarm and manual call points alarm. Up to 32 detectors per zone. Possibility to connect to PC via USB for complex programming. Integrable to addressable systems directly to the loop. It has 2 configurable supervised sounder outputs (500 mA each output), alarm and fault relay outputs free of voltage, auxiliary 24V output (500 mA maximum consumption), 24V resettable output (500 mA maximum consumption) and 1 programmable external input. TSD100: 4 supervised sounder outputs, TMD-100: Modbus output for integrations, TPLD-100: integration to addressable loop. Tele maintenance and remote control through TED-151-CL (Detnov Cloud) or TED-151-2PE card (Detnov Cloud and MOD-BUS). Multilingual keyboard. CPR certificate EN54-2, EN54-4 and EN54-13. Dimensions: 443 x 268 x 109 mm. Requires 2 batteries (7.2Ah) not included.



### CCD-104

**Conventional fire alarm control panel for 4 zones mounted on ABS plastic housing.** Flush mount option. Discriminates between detector alarm and manual call points alarm. Up to 32 detectors per zone. Possibility to connect to PC via USB for complex programming. Integrable to addressable systems directly to the loop. It has two configurable supervised siren outputs (500 mA each output), alarm and fault relay outputs free of voltage, auxiliary 24V output (500 mA maximum consumption), 24V resettable output (500 mA maximum consumption) and 1 external input programmable. TSD100: 4 supervised siren outputs, TMD-100: Modbus output for integrations, TPLD-100: integration to addressable loop. Tele maintenance and remote control through TED-151-CL (Detnov Cloud) or TED-151-2PE card (Detnov Cloud and MOD-BUS). Multilingual keyboard. CPR certificate EN54-2, EN54-4 and EN54-13. Dimensions: 443 x 268 x 109 mm. Requires 2 batteries (7.2Ah) not included.



### CCD-108

**Conventional fire alarm control panel for 8 zones mounted on ABS plastic housing.** Flush mount option. Discriminates between detector alarm and manual call points alarm. Up to 32 detectors per zone. Possibility to connect to PC via USB for complex programming. Integrable to addressable systems directly to the loop. It has two configurable supervised siren outputs (500 mA each output), alarm and fault relay outputs free of voltage, auxiliary 24V output (500 mA maximum consumption), 24V resettable output (500 mA maximum consumption) and 1 external input programmable. TSD100: 4 supervised siren outputs, TMD-100: Modbus output for integrations, TPLD-100: integration to addressable loop. Tele maintenance and remote control through TED-151-CL (Detnov Cloud) or TED-151-2PE card (Detnov Cloud and MOD-BUS). Multilingual keyboard. CPR certificate EN54-2, EN54-4 and EN54-13. Dimensions: 443 x 268 x 109 mm. Requires 2 batteries (7.2Ah) not included.



### CCD-112

**Conventional fire alarm control panel for 12 zones mounted on ABS plastic housing.** Flush mount option. Discriminates between detector alarm and manual call points alarm. Up to 32 detectors per zone. Possibility to connect to PC via USB for complex programming. Integrable to addressable systems directly to the loop. It has two configurable supervised siren outputs (500 mA each output), alarm and fault relay outputs free of voltage, auxiliary 24V output (500 mA maximum consumption), 24V resettable output (500 mA maximum consumption) and 1 external input programmable. TSD100: 4 supervised siren outputs, TMD-100: Modbus output for integrations, TPLD-100: integration to addressable loop. Tele maintenance and remote control through TED-151-CL (Detnov Cloud) or TED-151-2PE card (Detnov Cloud and MOD-BUS). Multilingual keyboard. CPR certificate EN54-2, EN54-4 and EN54-13. Dimensions: 443 x 268 x 109 mm. Requires 2 batteries (7.2Ah) not included.

## Accessories for conventional control panels - CCD-100 series



### TRD-100

**Expansion card of 4 free voltage relay outputs for conventional CCD-100 control panels.** Maximum load: 10A at 30Vdc. Maximum 3 cards per control panel. Programmable via SWD-100 software.



### TSD-100

**4 supervised sounder outputs card, for conventional CCD-100 control panels, allowing four independent sounder outputs.** Maximum load: 500 mA per output. Maximum 3 cards per control panel. Programmable via SWD-100 software.



### TMD-100

**RS485 communication card for integration to a network using the Modbus protocol, for conventional CCD-100 panels.** Allows remote control of the main functions of the control fire panel and integrate it with third parties.



### TPLD-100

**Addressable loop gateway card for conventional CCD-100 and CCD-103 panels range.** Allows alarms and faults communication from the conventional control panel to the addressable loop of CAD-150 and CAD-250 series.



### TED-151-CL

**TCP / IP communication card for our conventional CCD-100 or addressable CAD-150 control panels.** Remote monitoring and control of the fire alarm control panel through Detnov Cloud application, access through Detnov Remote Control Application SGD-RCD and supports 5 ModBus connection.



### TED-151-2PE

**TCP / IP, RS485 communication card for our conventional CCD-100 or addressable CAD-150 control panels.** Remote monitoring and control of the fire alarm control panel through Detnov Cloud application, access through the Detnov Remote Control Application and supports till 5 ModBus connection. Include two serial ports for extended requirements like ModBus RTU.



### CCC-100

**USB configuration cable for the conventional CCD-100 range and CCD-103 extinguishing panel connection to a PC.**



### SWD-100

**Conventional control panel CCD-100 series configuration software.** PC Connection via CCC-100 cable.

## Extinguishing system



### CCD-103

**Extinguishing control panel for 1 risk (3 detection zones).** 1 output for the activation of the bottle and 1 output for activating the sign, 2 inputs for monitoring the bottle, manual call point inputs: release, abort and pause, 2 sounder outputs for the two possible states extinguishing process, configurable extinction fire delay, 3 modes of operation of the extinguishing block: Manual, automatic and canceled, 2 inputs for monitoring the enclosure: door and ventilation. Historical event log. Possibility to connect to PC via USB for complex programming and event download. Integrable to addressable systems directly from the addressable loop. Certificate EN 12094/1 and CPR EN 54-2 and EN 54-4. Dimensions: 443 x 268 x 109 mm. Requires 2 batteries (7.2Ah) not included.



### SWD-103

**Extinguishing control panel CCD-103 configuration software.** PC Connection via CCC-100 cable.



### PDD-100

**Release manual call point.** Yellow color. With test key, surface mount. Protective plastic cover included. Use for indoor applications. Includes resistance of 100 Ohm -2W. Dimensions: 98 x 98 x 48 mm.



### PPD-100

**Abort manual call point.** Color blue. With test key, surface mount. Protective plastic cover included. Indoor use. Includes resistance of 100 Ohm -2W. Dimensions: 98 x 98 x 48 mm.



### DOA FJ/CPD (ENG-E)

**Warning sign with buzzer.** 24Vdc power supply. High brightness LED lighting. Polycarbonate case with transparent front. White color. "EXTINGUISHING SYSTEM ACTIVATED" label included. CPR EN54-3 certified.



### KIT WP D IP54

**Seal kit for DOA signs.**

## Conventional detectors - 200 series



### DOD-220

**Conventional optical smoke detector.** Led status indicator and output for remote pilot indicator PAD-10. White color. Allows installation without polarity. Requires connection base Z-200 or Z-200-H. Anti-theft system (only with Z-200). CPR certificate EN 54-7. Dimensions: 100 x 40 mm.



### DOTD-230

**Conventional optical and heat detector.** Led status indicator and output for remote pilot indicator PAD-10. White color. Allows installation without polarity. Requires connection base Z-200 or Z-200-H. Anti-theft system (only with Z-200). CPR certificate EN 54-5 and EN 54-7. Dimensions: 100 x 40 mm.



### DTD-210

**Conventional heat detector (58°C fixed temperature and thermal rate of rise).** Led status indicator and output for remote pilot indicator PAD-10. White color. Allows installation without polarity. Requires connection base Z-200 or Z-200-H. Anti-theft system (only with Z-200). CPR certificate EN 54-5. Dimensions: 100 x 40 mm.



### DTD-215

**Conventional heat detector (fixed temperature 78°C).** Led status indicator and output for remote pilot indicator PAD-10. White color. Allows installation without polarity. Requires connection base Z-200 or Z-200-H. Anti-theft system (only with Z-200). CPR certificate EN 54-5. Dimensions: 100 x 40 mm.

## Conventional detectors - 200 series (black)



### DOD-220-B

**Conventional optical smoke detector.** Led status indicator and output for remote pilot indicator PAD-10. Black color. Allows installation without polarity. Requires connection base Z-200-B or Z-200-B-H. Anti-theft system (only with Z-200). CPR certificate EN 54-7. Dimensions: 100 x 40 mm.



### DOTD-230-B

**Conventional optical and heat detector.** Led status indicator and output for remote pilot indicator PAD-10. Black color. Allows installation without polarity. Requires connection base Z-200-B or Z-200-B-H. Anti-theft system (only with Z-200). CPR certificate EN 54-5 and EN 54-7. Dimensions: 100 x 40 mm.



### DTD-210-B

**Conventional heat detector (58°C fixed temperature and thermal rate of rise).** Led status indicator and output for remote pilot indicator PAD-10. Black color. Allows installation without polarity. Requires connection base Z-200-B or Z-200-B-H. Anti-theft system (only with Z-200). CPR certificate EN 54-5. Dimensions: 100 x 40 mm.



### DTD-215-B

**Conventional heat detector (fixed temperature 78°C).** Led status indicator and output for remote pilot indicator PAD-10. Black color. Allows installation without polarity. Requires connection base Z-200-B or Z-200-B-H. Anti-theft system (only with Z-200). CPR certificate EN 54-5. Dimensions: 100 x 40 mm.

## Accessories for conventional detectors - 200 series



### Z-200

**Connection base for 200 and 200A series detectors.** It has an anti-theft detector system. Stainless steel contacts. White color. Dimensions: 5 x 100 mm.



### Z-200-H

**Deep connection base for 200 and 200A series detectors.** It has an anti-theft detector system. Stainless steel contacts. Ceiling mounted with conduit entries for standars 20mm conduit. White color. Dimensions: 43 x 100 mm. Provide extra height of 25 mm.



### STD-200

**Euro-mounting base for Z-200 connection base.** It allows the connection base to be ceiling mounted with conduit entries for standars 20mm conduit. White color. Dimensions 30 x 100 mm.



### Z-200-R

**Connection base with relay output for 200 series detectors.** Detector anti-theft system available. Stainless steel contacts. White color. Dimensions: 5 x 100 mm.



### Z-200-B

**Connection base for 200-B and 200A-B series detectors.** It has an anti-theft detector system. Stainless steel contacts. Black color. Dimensions: 5 x 100 mm.



### Z-200-B-H

**Deep connection base for 200-B and 200A-B series detectors.** It has an anti-theft detector system. Stainless steel contacts. Ceiling mounted with conduit entries for standars 20mm conduit. Black color. Dimensions: 43 x 100 mm. Provide extra height of 25 mm.



### STD-200-B

**Euro-mounting base for Z-200-B connection base.** It allows the connection base to be ceiling mounted with conduit entries for standars 20mm conduit. Black color. Dimensions 30 x 100 mm.



### STI-9604

**Galvanized steel cage coated with white polyester for the protection of fire detectors 200 series.** It protects against accidental or malicious blows that could damage the correct functioning of the device.



### STI-9605

**Galvanized steel cage coated with white polyester for the protection of fire detectors 200 series with tube inlet viewed.** Protects against accidental or malicious punctures that could damage the correct operation of the device.



### PAD-10

**Remote indicator for 200 and 200A detectors series.** Installed in enclosed or concealed enclosures. 5mA very low consumption. Dimensions: 80x80x27mm.



### PINT-DET

**Detector housing and base with color treatment for special installations (cinemas, discos, optics laboratories, dark rooms, etc.).** Available only on request. Minimum amount 15 pcs.

## Conventional call points



### PCD-100

**Conventional manual call point, with test key, for surface installation.** Suitable for indoor. Red color. Includes resistance of 100 Ohm.-2W. Dimensions: 98 x 98 x 48 mm. CPR certificate EN54-11.



### TBD-450

**Protective plastic cover, for indoors PCD-100, MAD-450 or MAD-450-I manual call points.**



### SMD-450

**Manual call point recessing bezel for indoor use, PCD-100, MAD-450 or MAD-450-I.** Red color.



### WRP2-R-01

**IP67 resettable conventional alarm manual call point, with test key, surface mounting.** Outdoor use. Red color. Does not include 100 Ohm.-2W resistor. Dimensions 90 x 89 x 72mm. CPR EN54-11 certified.



### RP-GS2-02

**Green resettable manual call point for emergencies, surface mounting.** Indoor use. Dimensions 98 x 98 x 48mm.



### TBD-450-IW

**Protective plastic cover for RP-GS2-02, WRP2-R-01, MAD-451-I and MAD-450-IW.**



### STI-13110ESP

**Outdoor protector for PCD-100, MAD-450 or MAD-451-I manual call points with siren.** Constructed of hard and transparent polycarbonate. Valid to avoid acts of vandalism, misuse, situations of involuntary activation of the manual call point, dust, water and inclement weather. It incorporates a gasket that seals the unit preventing the entry of dust, dirt and water. IP66/56. Integrated 95 dB siren, powered by a 9V PP3 battery (included) to warn of the opening of the guard. Dimensions: 138 x 205 x 102mm.



### STI-13620FR-ES

**Outdoor protector for PCD-100, MAD-450 and MAD-451-I manual call points.** Made of hard and transparent polycarbonate. Recommended to avoid vandalism, misuse, situations of involuntary activation of the manual call point, dust, water and weather incidencies. Includes a seal that seals the unit preventing the entry of dust, dirt and water. IP54. Dimensions: 101 x 126 x 18 mm.

## Conventional sounders



### SCD-100

**Indoor alarm sounder.** 3 selectable tones. Power at 24Vdc/7mA. IP21. Red color. Acoustic power between 82,5dB. CPR certificate EN54-3. Dimensions: 65 x 90 mm.



### SCD-200

**Indoor alarm sounder.** 32 selectable tones. Power at 24Vdc / 7mA at 32mA according to tone. IP21C. Red color. Acoustic power 95 up to 100 dB according to tone. CPR certificate EN54-3. Dimensions: 85x75 mm.



### SCD-210

**Indoor alarm sounder.** 32 selectable tones. Power at 24Vdc / 7mA at 32mA according to tone. IP33C. Red color. Acoustic power 95 up to 100 dB according to tone. CPR certificate EN54-3. Dimensions: 100 x 75 mm.



### SFD-220

**Indoor alarm sounder with beacon.** 32 selectable tones. Power at 24Vdc / 8mA at 36mA according to tone. IP21C. Red color. Acoustic power 78 up to 116 dB according to tone. CPR certificate EN54-3. Dimensions: 85 x 75 mm.



### SFD-230

**Indoor alarm sounder with beacon.** 32 selectable tones. Power at 24Vdc / 8mA at 36mA according to tone. IP33C. Red color. Acoustic power 78 to 116 dB according to tone. CPR certificate EN54-3. Dimensions: 100 x 75 mm.



### SCD-200-W

**Indoor alarm sounder.** 32 selectable tones. Power at 24Vdc / 7mA at 32mA according to tone. IP21C. White color. Acoustic power between 95 and 100 dB according to tone. CPR certificate EN54-3. Dimensions: 85x75 mm.



### SCD-210-W

**Indoor alarm sounder.** 32 selectable tones. Power at 24Vdc / 7mA at 32mA according to tone. IP33C. White color. Acoustic power between 95 and 100 dB according to tone. CPR certificate EN54-3. Dimensions: 100 x 75 mm.



### SFD-220-W

**Indoor alarm sounder with beacon.** 32 selectable tones. Power at 24Vdc / 8mA at 36mA according to tone. IP21C. White color. Acoustic power between 78 and 116 dB according to tone. CPR certificate EN54-3. Dimensions: 85 x 75 mm.



### SFD-230-W

**Indoor alarm sounder with beacon.** 32 selectable tones. Power at 24Vdc / 8mA at 36mA according to tone. IP33. White color. Acoustic power between 78 and 116 dB according to tone. CPR certificate EN54-3. Dimensions: 100 x 75 mm.



## WCW99

**Sounder with beacon for indoor use.** 32 tones, 2 volumes and 2 selectable covers. Power supply: 10 to 60 Vdc, consumption: 12.5 to 14 mA. IP21. Red color. Acoustic power 98dB at 105 dB according to selected volume. Coverage: W-3-7 (0.5Hz) or W-4-9 (1Hz). CPR Certificate EN 54-3 and EN 54-23. Dimensions: 44 x 118 x 106 mm.



## WCW98

**Sounder with beacon for outdoor use.** 32 tones, 2 volumes and 2 selectable covers. Power supply: 10 to 60 Vdc, consumption: 12.5 to 14 mA. IP65. Red color. Acoustic power 98dB at 105 dB according to selected volume. Coverage: W-3-7 (0.5Hz) or W-4-9 (1Hz). CPR Certificate EN 54-3 and EN 54-23. Dimensions: 44 x 118 x 106 mm.



## WCW69

**Sounder with beacon for indoor use.** 32 tones, 2 volumes and 2 selectable covers. Power supply: 10 to 60 Vdc, consumption: 12.5 to 14 mA. IP21. White color. Acoustic power 98dB at 105 dB according to selected volume. Coverage: W-3-7 (0.5Hz) or W-4-9 (1Hz). CPR Certificate EN 54-3 and EN 54-23. Dimensions: 44 x 118 x 106 mm.



## WCW68

**Sounder with beacon for outdoor use.** 32 tones, 2 volumes and 2 selectable covers. Power supply: 10 to 60 Vdc, consumption: 12.5 to 14 mA. IP65. White color. Acoustic power 98dB at 105 dB according to selected volume. Coverage: W-3-7 (0.5Hz) or W-4-9 (1Hz). CPR Certificate EN 54-3 and EN 54-23. Dimensions: 44 x 118 x 106 mm.



## KIT-SBN99

**Sounder beacon base kit with detector socket Z-200 pre-assembled.** 32 tones, 4 volumes and 2 selectable covers. Power supply: 10 to 40 Vcc, consumption: 12 to 20 mA. White color. Maximum acoustic power 92dB according selectable volume. Coverage: C-3.9x7 (0,5Hz) or C-3x15 (1Hz). Certificate CPR EN 54-3 and EN 54-23. Dimensions: 129 x 27 mm.



## KIT-SBN99-F

**Beacon base kit with detector socket Z-200 pre-assembled.** 2 selectable covers. Power supply: 10 to 40 Vcc, consumption: 12 to 20 mA. White color. Coverage: C-3.9x7 (0,5Hz) or C-3x15 (1Hz). Certificate CPR EN 54-3 and EN 54-23. Dimensions: 129 x 28 mm.



## HOLA F24EN (ENG)

**Outdoor alarm sounder with beacon.** Power supply at 24V dc (100 to 200 mA depending the tone selected). Maximum acoustic power 108,76 dB. Red color labeled "FIRE". IP44. CPR certificate EN54-3. Dimensions: 335 x 220x 85 mm.



## CBE6-RS-024-EN

**Indoor 6" alarm bell.** Power supply: 24 Vdc, consumption: 12 mA. IP21C. Maximum acoustic power 67 dB. CPR EN54-3 certified. Dimensions: Ø 150 x 64 mm.



## CBE6-RW-024-EN

**Outdoor 6" alarm bell.** Low-power at 24 Vdc / 12 mA. Red color. IP56. Maximum acoustic power: 96 dB. CPR Certificate EN54-3. Dimensions: Ø 150 x 87 mm.





## DOA FJ/CPD (ENG-A)

**Warning sign with buzzer.** 24Vdc power supply. High brightness LED lighting. Polycarbonate case with transparent front. White color. "ALARM" label included. CPR EN54-3 certified.



## DOA K (ENG-A)

**Warning sign with buzzer.** Power supply 24Vdc, consumption 55 mA. High brightness LED lighting. Polycarbonate case with transparent front. Acoustic power 91.7dB. IP21. "ALARM" label included. Dimensions: 331x150x68mm. CPR EN54-3 and EN54-23 certified.



## DOA K/WP (ENG-A)

**Warning sign with buzzer.** Power supply 24Vdc, consumption 55 mA. High brightness LED lighting. Polycarbonate case with transparent front. Acoustic power 91.7dB. IP54. "ALARM" label included. Dimensions: 331x150x68mm. CPR EN54-3 and EN54-23 certified.



## KIT WP D IP54

Seal kit for DOA signs

## Conventional beacons



## WBW99

**Beacon for indoor use.** Power supply: 9 to 60 Vdc, consumption: 12,5 to 14,5 mA. IP21. Red color. Coverage: W-3-7 (0.5Hz) or W-4-9 (1Hz). CPR Certificate EN 54-23. Dimensions: 44 x 118 x 106 mm.



## WBW98

**Beacon for outdoor use.** Power supply: 9 to 60 Vdc, consumption: 12,5 to 14,5 mA. IP65. Red color. Coverage: W-3-7 (0.5Hz) or W-4-9 (1Hz). CPR Certificate EN 54-23. Dimensions: 62 x 118 x 106 mm.



## WBW69

**Beacon for indoor use.** Power supply: 9 to 60 Vdc, consumption: 12,5 to 14,5 mA. IP21. White color. Coverage: W-3-7 (0.5Hz) or W-4-9 (1Hz). CPR Certificate EN 54-23. Dimensions: 44 x 118 x 106 mm.



## WBW68

**Beacon for outdoor use.** Power supply: 9 to 60 Vdc, consumption: 12,5 to 14,5 mA. IP65. White color. Coverage: W-3-7 (0.5Hz) or W-4-9 (1Hz). CPR Certificate EN 54-23. Dimensions: 62 x 118 x 106 mm.

## Beam detector



### FIREBEAM XTRA

**Motorized Beam detector for distances over 7 meters and up to 70 meters, expandable up to 140 or 160 meters with extension kits.** IP65 for use outdoors or indoor with extreme environmental conditions. 24Vdc power supply. CPR certificate EN 54-12. Dimensions: detector 180x155x137mm, controller 185x120x62mm.




### FIREBEAM BLUE

**Motorized Beam detector for distances over 7 meters and up to 70 meters, expandable up to 140 or 160 meters with extension kits.** Configuration and maintenance via App. IP65 for use outdoors or indoor with extreme environmental conditions. 24Vdc power supply. CPR certificate EN 54-12. Dimensions: detector 180x155x137mm.



### 70KIT-140

**Mid range distance kit for beam detector FIREBEAM.** Use this for distances over 70 meters and up to 140 meters.



### 140KIT-160

**Mid range distance kit for beam detector FIREBEAM.** Use this for distances over 140 meters and up to 160 meters.



### KIT-DL

**Anti-fog kit for FIREBEAM detector.** Developed to overcome condensation problems, this kit contains a reflector and lens cover that have been treated with special nano technology finish that will not miss over.



### REF-DL

**Additional anti-fog reflector.** Necessary for installations with a high level of condensation.



### SOP-DL

**Adjustable support for reflector of the FIREBEAM detector.**



### STI-9861

**Galvanized steel cage coated with white polyester for the protection for FIREBEAM detector from accidental or malicious blows that could misalign and / or affect the correct operation of the device.** The grille is made of 9 gauge steel with polyester coating resistant to the corrosion. Dimensions: 160 x 186 x 143 mm.



### STI-9862

**Galvanized steel cage coated with white polyester for FIREBEAM XTRA controller protection.** The grille is made of 9 gauge steel with polyester coating resistant to the corrosion. Dimensions: 122 x 187 x 70 mm.

## Duct detector



### DCON-DC700 (FDD-710)

**Ventilation duct detectors installation camera.** Compatible with all conventional and addressable Detnov detectors. IP54. Detector and base not included. Sampling pipe length: 600mm. Dimensions: 180 x 253 x 183 mm.



### DCON-TC700

**Pipe for the duct detector DCON-DC700.** 1,5 meters length for big size ducts.



### DCON-BM700

**Mounting arm for uneven ducts for DCON-DC700 detection camera.**

## Thermal probe



### TMP2-D-XX

**Temperature probe with trip from -20°C to 110°C (specify degrees Celsius in -XX).** Includes mounting box. Industrial application in hostile environments. IP65. CPR EN54-5 certified.



### TMP2-JO-XX





**Temperature probe with trip between -20°C and 110°C (specify degrees Celsius in -XX).** One way of entry. Includes mounting box with 1/2" thread. ATEX application for explosive atmospheres. ATEX II 2G Exd IIC T6. IP66. CPR EN54-5 certified.



### TMP2-TO-XX

**Temperature probe with trip from -20°C to 110°C (specify degrees Celsius in -XX).** Two ways of entry. Includes mounting box with 1/2" thread. ATEX application for explosive atmospheres. ATEX II 2G Exd IIC T6. IP66. CPR EN54-5 certified.

### CONFIGURATIONS

Model	Box Type	Temperature Class	Mode	Led Status	Alarm config.
<b>TMP2</b>					
J = Atex 1 way 1/2" connection box		A1 = Static alarm 54-65°C			M = Manual Reset
T = Atex 2 ways T 1/2" connection box		A2 = Static alarm 54-70°C			A = Auto Reset
JO = Atex 1 way connection box with glass		B = Static alarm 69-85°C		1 = OFF in normal condition ON in Alarm condition	
TO = Atex 2 ways T connection box with glass		C = Static alarm 84-100°C		2 = PULSE in normal condition OFF in Fault condition ON in Alarm condition	
D = Aluminium housing IP66		D = Static alarm 99-115°C	R = Static & Rate of Rise		
P = Only probe without housing			S = Static		
Example of J or T box	Example of JO or TO box	Example of D box	Example of P (Probe)		
					
Not suitable for Fire Detection	Suitable for Fire Detection	Suitable for Fire Detection	Not suitable for Fire Detection		
<b>Example of product code creation:</b>					
Heat detector ATEX certified T-box with glass, Temp. class C with alarm intervention at 90°C static with pulse LED and Auto Reset alarm: Code: <b>TMP2-TO-C90S2A</b>					
Heat detector Dust box, Temp. class A2 with alarm intervention at 57°C Rate of Rise with OFF LED in normal condition and Auto Reset alarm: Code: <b>TMP2-D-A257R1A</b>					

## Flame & spark detection



### UV-185/5CZ

**UV flame detector.** 90° detection cone and detection distance of up to 23 meters (0.09m heptane). UV spectral response: 185 - 260 nm. Relay output by dry contact or 4-20 mA output. Power supply 10 - 28 Vdc. Consumption: 25 - 35mA. Self test every hour. IP65. FM3260/3611 ATEX II 3G Ex nA IIC T4 Gc / II 3D Ex tc IIIC T71 °C Dc. For installation in zone 2. Dimensions: 125 x 80 x 57 mm. Optional SM21 articulated support. EN 54-10 certified.



### UV/IR-210/1CZ

**UV/IR flame detector.** 90° detection cone and detection distance of up to 23 meters (0.09m heptane). UV Spectral Response: 185 - 260 nm; IR: 2.7µm. Relay output by dry contact or 4-20 mA output. Power supply 10 - 28 Vdc. Consumption: 25 - 40mA. Self test every hour. IP65. FM3260/3611 ATEX II 3G Ex nA IIC T4 Gc / II 3D Ex tc IIIC T71 °C Dc. For installation in zone 2. Dimensions: 125 x 80 x 57 mm. Optional SM21 articulated support. EN 54-10 certified.



### IR3-109/1CZ

**IR3 (triple infrared) flame detector.** 90° detection cone and detection distance of up to 35 meters (0.09m heptane). Spectral response in the infrared: 2.7 µm and 5µm. Relay output by dry contact or 4-20 mA output. Power supply 10 - 28 Vdc. Consumption: 24mA. Self test every hour. IP65. FM3260/3611 ATEX II 3G Ex nA IIC T4 Gc / II 3D Ex tc IIIC T71 °C Dc. For installation in zone 2. Dimensions: 125 x 80 x 57 mm. Optional SM21 articulated support. EN 54-10 certified.



### SM21

**Swivel support for flame detectors models** IR3-109/1CZ, UV/IR-210/1CZ and UV-185/5CZ, Suitable for installation in ATEX classified areas.



### TC-169/1

**Non-ATEX test lamp** for IR3-109/1CZ, UV/IR-210/1CZ and UV-185/5CZ flame detectors, includes transport case, manual and 100-240 Vac universal charger.



### TC-940/1Z

**Test lamp for use in ATEX** classified areas for IR3-109/1CZ, UV/IR-210/1CZ and UV-185/5CZTC-940/1Z flame detectors includes transport case FM3610/FM3810 ATEX II 2 G Ex ib IIC T4/T3 GB.

## Non resettable linear heat detection



### SGNL-SLP-002

**Control unit for Linear Heat detector cable FT-78-EN and FT-88-EN.** For monitoring up to two 1 km zones in independent or interlinked mode. 2-line, 16-character display for line status supervision. Power, alarm and fault indicators. Power supply: 12 - 36 Vdc. Consumption: 7mA in standby / 23mA in alarm. End of line 3K6. Modbus. IP65. Dimensions: 10 x 120 x 60.5mm. Certificate: EN 54-28:2016.



### SGNL-FT-78-EN

**78° C Linear Sensor Cable FT-EN.** Price per linear meter, 100m coils. Certificate: EN 54-28:2016.



### SGNL-FT-88-EN

**88° C Linear Sensor Cable FT-EN.** Price per linear meter, 100m coils. Certificate: EN 54-28:2016.



### SGNL-FT-EOL-EN

**Connection box and end of line for FT-78-EN and FT-88-EN thermal cable.** IP66. Dimensions: 94 x 94 x 57mm. Polycarbonate material. Certificate: EN 54-28:2016.



### SGNL-FT-68

**68° C Linear Sensor Cable FT-68.** Wire resistance: 0.1Ω/m. PVC-material. Approvals: FM, UL, cUL, KFI. Price per linear meter, 100m coils.



### SGNL-FT-68-R

**68° C Linear Sensor Cable FT-68.** Wire resistance: 0.1Ω/m. With nylon protection cover for aggressive environments. Approvals: FM, UL, cUL, KFI. Price per linear meter, 100m coils.



### SGNL-FT-88

**88° C Linear Sensor Cable FT-88.** Wire resistance: 0.1Ω/m. PVC-material. FM, UL, cUL, KFI approvals. Price per linear meter, 100m coils.



### SGNL-FT-88-R

**88° C Linear Sensor Cable Signalline FT-88-R.** Wire resistance: 0.1Ω/m. With nylon protection cover for aggressive environments. Approvals: FM, UL, cUL, KFI. Price per linear meter, 100m coils.



### SGNL-FT-105

**105° C Linear Sensor Cable FT-105.** Wire resistance: 0.1Ω/m. PVC-material. Approvals: FM, UL, cUL, KFI. Price per linear meter, 100m coils.



### SGNL-FT-105-R

**105° C Linear Sensor Cable FT-105-R.** Wire resistance: 0.1Ω/m. With nylon protection cover for aggressive environments. Approvals: FM, UL, cUL, KFI. Price per linear meter, 100m coils.



### SGNL-FT-185-R

**185° C Linear Sensor Cable FT-230-R.** Wire resistance: 0.1Ω/m. With nylon protection cover for aggressive environments. Approvals: FM, UL, cUL, KFI. Price per linear meter, 100m coils.



### SGNL-FT-230-X

**230° C Linear Sensor Cable FT-230-X.** Wire resistance: 0.1Ω/m. With rubber cover resistant to chemical products for high temperatures, for aggressive environments. Approvals: FM, UL, cUL, KFI. Price per linear meter, 100m coils.



## SGNL-SLP-001

**Control unit for Linear Heat detector cable.** Supervision of up to two 3 km zones in independent or interlaced modes. Power, alarm and fault indicators. Power supply: 12 - 36 Vdc. Standby consumption 4 - 12 mA / alarm 15 -40 mA. 1 Kohm end of line included. Modbus. IP65. Dimensions: 10 x 120 x 60.5mm. UL 864 certified.



## SGNL-SUCB

**Connection box and end-of-line for FT Linear Heat detector cable.** IP66. Dimensions: 94 x 94 x 54mm. Material: Polycarbonate. Supplied with cable gland and terminal block.



## SGNL-A-CLIP

**Pack of 100 nylon A-type fixing clips for quick installation of the signaline FT thermal cable.** Dimensions: 12 x 27 x 16mm.



## SGNL-P-CLIP

**Pack of 100 K-type fixing clips, made of stainless steel and UV and ozone resistant nylon, resistant to fats and oils for quick installation of FT thermal cable.** Dimensions: 12.7 x 12.7 x 16mm.

## SGNL-PL-CLIP

**Pack of 100 P-type fixing clips with L support in galvanized steel for easy installation of FT Linear Heat detector cable**



## SGNL-T-CLIP

**Pack of 100 T-type fixing clips, made of polypropylene for quick installation of the FT linear heat detector cable.** Dimensions: 28 x 25 x 10mm.



## SGNL-E-CLIP

**Pack of 100 fixing clips type E, in galvanized steel for easy installation of the signaline FT thermal cable and with neoprene sheath and nylon flange.** Dimensions 40 x 32 x 42mm.



## SGNL-J-CLIP

**Pack of 100 J-type fixing clips, in galvanized steel for easy installation of FT thermal cable and with neoprene sheath and nylon flange.** Dimensions 42 x 19 x 9mm.

## SGNL-UCB-EX

**ATEX box for Linear Heat detector cable installation.**



## MM5561X001

**Galvanic Isolator for linear heat detection intrinsically safe installations**



## MM7761A001

**Zener barrier for linear heat detection intrinsically safe installations**

## Door holders



### RED-1804

**Electromagnetic door holder for surface mounting with release button.** Holding force: 500N. Power supply: 24Vdc/60mA. Supplied with retaining plate with ball joint. Dimensions: 105 x 72 x 40mm. EN 1155 certified. Black colour. Includes protection diode.



### RED-1803

**Electromagnetic door holder for surface mounting with release button.** Holding force: 500N. Power supply: 24Vdc/60mA. Supplied with retaining plate with ball joint. Dimensions: 105 x 72 x 40mm. EN 1155 certified. White colour. Includes protection diode.



### RED-1803/100

**Electromagnetic door holder for surface mounting with release button.** Holding force: 1000N. Power supply: 24Vdc/100mA. Supplied with retaining plate with ball joint. Dimensions: 105 x 72 x 52mm. EN 1155 certified. White colour. Includes protection diode.



### RED-1803/100S

**Electromagnetic door holder for surface mounting with release button.** Holding force: 1000N. Power supply: 24Vdc/100mA. Supplied with retaining plate with ball joint. Includes door status sensor. Dimensions: 105 x 72 x 52mm. EN 1155 certified. White colour. Includes protection diode.



### RED-1805

**Electromagnetic door holder for floor mounting with release button.** Holding force: 500N. Power supply: 24Vdc/60mA. Supplied with retaining plate with ball joint. Dimensions: 105 x 105 x 150mm. EN 1155 certified.



### RED-1805/100

**Electromagnetic door holder for floor mounting with release button.** Holding force: 1000N. Power supply: 24Vdc/100mA. Supplied with retaining plate with ball joint. Dimensions: 105 x 105 x 150mm. EN 1155 certified.



### RED-1801 IP65

**IP65 electromagnetic door holder for floor mounting with release button.** Holding force: 1500N. Power supply: 24Vdc/100mA. Supplied with retaining plate. Dimensions: 75 x 115 x 43mm. EN 1155 certified.



### RED-1801 IP67

**IP67 electromagnetic door holder for floor mounting with release button.** Holding force: 1500N. Power supply: 24Vdc/100mA. Supplied with retaining plate. Dimensions: 76 x 115 x 43mm. EN 1155 certified.



### RED-A1804

**Adjustable retention plate for 500N retainer, models for 1803, 1804 and 1805.**



### RED-A1804/100

**Adjustable retention plate for 1000N for 1803/100 door holder**



### RED-A1801

**Low fixed retaining plate for 500N for 1803, 1804 and 1806 door holders.**

## Door holders



### RED-A1801/100

Low fixed retaining plate for 1000N for 1803/100 door holder



### RED-CTR1

Retention plate for 1801IP 67 door holder



### RED-CTR2

Low cushioned retention plate for 1801IP 65 door holder



### RED-CTR3

High cushioned retention plate for 1801IP 65 door holder



### RED-S1800-2

Optional tube for S1800-1 and 1805



### RED-S1800-4N

L-bracket for floor. Black color.



### RED-S1800-4B

L-bracket for floor. White color.



### RED-S1800-1

130mm support for door holders 1803,1804 and 1803/100



### RED-S1800-3

Extendable support from 150 to 220 mm for door holder 1803,1804 and 1803/100



### RED-1801-ATEX

ATEX electromagnetic door holder. Holding force: 650N. Power supply: 24Vdc/60mA. Supplied without ball joint retaining plate. Dimensions: 155 X 66 X 42mm. EN 1155 certified.



### RED-CTR4

Retention lever for model RED-1801 ATEX



## Power supply units



### TUL500 EN

**Supervised power supply 24V 5A, with battery charger.** Built-in ammeter with 10 levels, indication of overload. 2 independent relay outputs (1 programmable mains absent and 1 battery failure). Opening tamper. Certified EN 54-4. Requires 2 batteries not included, max. battery capacity 18 Ah. Dimensions: 373 x 310 x 175 mm.

## CO detection control panels



### CMD-501

**Carbon monoxide control panel of 1 zone expandable up to 3 zones.** 32 detectors per zone. 2-wire installation without polarity, maximum distance of 2 km. 3 programmable level relays (extraction 1, extraction 2 and alarm). The relays can be configured for activation with a fault. Two shooting modes, standard (by value of each detector) or by the real average of the whole area. Test mode for the maintenance of the installation. Optional: TRMD-500 or TRMD-502 card allows the control of a speed regulator connected to an engine achieving energy efficiency and reduction of noise and vibrations. Housing made of ABS plastic, with possibility of being recessed. Dimensions: 439 x 268 x 112 mm. Power supply at 230 Vac. Certificate UNE 23300: 1984.



### CMD-502

**Carbon monoxide control panel of 2 zones expandable up to 3 zones.** 32 detectors per zone. 2-wire installation without polarity, maximum distance of 2 km. 3 programmable level relays (extraction 1, extraction 2 and alarm). The relays can be configured for activation with a fault. Two shooting modes, standard (by value of each detector) or by the real average of the whole area. Test mode for the maintenance of the installation. Optional: TRMD-500 or TRMD-502 card allows the control of a speed controller connected to an engine achieving energy efficiency and reducing noise and vibrations. Housing made of ABS plastic, with possibility of being recessed. Dimensions: 439 x 268 x 112 mm. Power supply at 230 Vac. Certificate UNE 23300: 1984.



### CMD-503

**Carbon monoxide control panel of 3 zones.** 32 detectors per zone. 2-wire installation without polarity, maximum distance of 2 km. 3 programmable level relays (extraction 1, extraction 2 and alarm). The relays can be configured for activation with a fault. Two shooting modes, standard (by value of each detector) or by the real average of the whole area. Test mode for the maintenance of the installation. Optional: TRMD-500 or TRMD-502 card allows the control of a speed regulator connected to an engine achieving energy efficiency and reduction of noise and vibrations. Housing made of ABS plastic, with possibility of being recessed. Dimensions: 439 x 268 x 112 mm. Power supply at 230 Vac. Certificate UNE 23300: 1984.

## Accessories for CO control panels



### MMD-509

**Expansion module for CMD-500 carbon monoxide control panels.** Up to 32 detectors per module. Installation with 2 wires without polarity.



### TRMD-500

**Expansion card for CMD-500 carbon monoxide control panels.** It allows the connection of up to 3 speed regulators for the control of the ventilation / extraction motors, obtaining optimum motor performance in addition to energy efficiency of the installation.



### TRMD-502

**Expansion card for CMD-500 carbon monoxide control panels with ModBus RTU integration port.** It allows the connection of up to 3 speed regulators for the control of the ventilation / extraction motors, obtaining optimum motor performance in addition to energy efficiency of the installation. Includes an RS485 port for ModBus integration to BMS system.

## CO detectors



### DMD-500

**Standard carbon monoxide detector with electrochemical cell with deep base included.** Connection to 2 wires without polarity. Diagnostic LED. Resolution: 1 ppm. Certificate UNE 23300: 1984. Dimensions: 77x100 mm. Ten years life time.



### DMDP-500

**Compact carbon monoxide detector with electrochemical cell.** Antivandal protection (wall fastening, shock resistance, protection against water). Connection to 2 wires without polarity. Diagnostic LED. Resolution: 1 ppm. Certificate UNE 23300: 1984. Dimensions: 93 x 93 x 55 mm. Ten years life time.



### DOA FJ/CPD (ENG-M)

**Warning with buzzer.** 24 Vdc power supply. High brightness LED lighting. Polycarbonate case with transparent front. White color. Label "DO NOT ENTER EXCESS OF CO" included. CPR certificate EN 54-3.



### KIT WP D IP54

Seal kit for DOA signs

## Emergency lights



### BY-Z2445E

**Emergency light.** Power supply: 220-240V AC/50Hz/0.06A. Light source: 27pcs SMD2835, power 5W. Flux luminosity  $\geq 135$ LM. Battery: Ni-Cd SC3.6V/1.5Ah. Emergency duration:  $\geq 3$  hours. IP65. Operation mode: Maintained / Non-Maintained. Material: Polycarbonate. Dimensions: 352 x 110 x 68mm.t



### BY-Z2445ET

**Emergency light.** Power supply: 220-240V AC/50Hz/0.06A. Light source: 27pcs SMD2835, power 5W. Flux luminosity  $\geq 150$ LM. Battery: Ni-Cd SC3.6V/1.5Ah. Emergency duration:  $\geq 3$  hours. IP65. Operation mode: Maintained / Non-Maintained. Material: Polycarbonate. Dimensions: 352 x 110 x 68mm.



### BY-B2236E

**Emergency light.** Power supply: 220-240V AC/50-60Hz/0.07A. Light source: 50pcs SMD 2835. Power: 8.5 W. Luminance  $\geq 500$ LM. emergency lighting.  $\geq 250$ LM. Battery: Ni-Cd SC3.6V/2.0Ah. Emergency duration:  $\geq 3$  hours. IP65. Operation mode: Maintained / Non-Maintained. Material: Polycarbonate. Dimension: 352 x 110 x 68mm.



### BY-Z2410E

**Emergency light.** Power supply: 220-240V AC/50/60Hz/0.06A. Light source: 18pcs SMD 2835. Viewing distance: 20m. Power: 5.5W. Emergency power: 1.5W. Luminance  $\geq 90$ LM. Emergency luminosity  $\geq 90$ LM. Battery: LFP 6.4V 1.5 Ah. Emergency duration:  $\geq 3$  hours. IP65. Operation mode: Maintained / Non-Maintained. Material: Polycarbonate. Dimensions: (in ceiling) 300 x 126 x 74 mm (flush mounting) 335 x 115 x 78 mm.





Notes:

Horizontal lines for notes.





Carrer de la Ciència, nº 30-32  
08840 Viladecans - Barcelona (Spain)  
+34 93 371 60 25  
info@detnov.com

C/ La Granja, 30  
28108 Alcobendas - Madrid (Spain)  
+34 91 919 79 69  
madrid@detnov.com



[www.detnov.com](http://www.detnov.com)

TP002 en 2023 a