

# FUN AT HOME

BROUGHT TO YOU BY



*We're all in this together!*

## A COLLECTION OF EXCITING AT-HOME ACTIVITIES

INCLUDING MANY THAT  
ARE ALSO GREAT FOR  
YOM TOV & CHOL HAMOED

# ***We're all in this together!***

**We are pleased to share with you a large collection of  
at-home activities your family is sure to enjoy.  
Make your stay-at-home time a pleasant family experience.**

**No electronic devices required for any of these activities.**

**Many activities are even suitable for Yom Tov and/or Chol Hamoed.**

*Wishing you a Chag Kosher V'sameach and hope you stay well!*

Thank you to Ariella Yudkowsky, LSW, CCTP for compiling this collection.

Not all activities listed are suitable for Shabbos, Yom Tov and/or  
Chol Hamoed. If not sure, please check with your Rav.



**YOUR  
DONATION  
WILL HELP US  
CARRY THE BURDEN  
OF YOUR FRIEND**



732.901.0482  
72B Park Ave. South  
Lakewood, NJ 08701  
info@chesedoflakewood.org  
www.chesedoflakewood.org


**CLICK LINK BELOW!**

**ONLINE DONATIONS:  
[www.chesedoflakewood.org](http://www.chesedoflakewood.org)**

**BY PHONE: CALL OUR AUTOMATED  
DONATION LINE 24 HRS A DAY:  
**732-797-9055****

**BY MAIL: Chased of Lakewood  
72B Park Ave. South  
Lakewood, NJ 08701**

**YOU CAN USE THE ENVELOPE  
RECEIVED IN PAST WEEKS' SHOPPERS**



# GAMES

## No Supplies Required

Many of these games may be played on Shabbos and Yom Tov as no supplies are needed.

### Profession Game

One player leaves the room and all the other players choose a profession for that player. The player comes back into the room and asks each player a question to determine the chosen profession. The questions must result in yes or no. The questions are asked until the profession is determined. This can get difficult. Think creatively. Professions such as astronauts are more difficult to guess.

### Human Knot

One player is chosen to undo the human knot. This player stands to the side. Players stand in a circle and reach out to grasp hands with other players, with each hand connecting to a different player across the circle, creating a "human knot." No two hands of any player can be connected to the same player. Once all hands are grasped with other players and in a knot, the chosen player proceeds to untangle the human knot! But!! Players MAY NOT let go of any hands while they are untangling and they MUST follow the instructions given to them.

### Who Has the Ring?

Players sit in a circle with their hands put together in front of them. One player leaves the room and another player is chosen to deposit the ring into another player's hands. The player comes back in and watches to see whose hands the ring is being slipped into. The trick is for all players in the circle to keep their hands shut and not give any signs as to whether they received the ring or not. The player watching must guess who received the ring.

### Guess the Pattern

One player leaves the room. While that player is out, the players inside choose a pattern in which they will answer the questions asked of them from the player who left the room. Player comes back into the room and asks each player a question to determine the pattern.

Example:

- The first word of every answer must contain the letter f
- Players must have one hand in their lap when they respond

The options for patterns are endless and it can be difficult to guess!

### Taboo

(Please see taboo cards on later pages that must be cut before Shabbos or Yom Tov)

Players all sit and one player is chosen to begin. Player takes a card from the pile of cards and proceeds to describe the main word on the top of the card without using the 5 taboo words on the card. Players must guess the word being described. The player who guesses it correctly, then selects a card and the game continues.

TWIST! Select another player to be the guard. The guard watches over the player who is describing the word on the card and ensures that none of the 5 taboo words are used.

### Concentration

Players sit in a circle and each take a number, starting with number one. Players start singing the following song by slapping their thighs twice then clapping their hands twice:

"Concentration (slap slap clap clap)

Are you ready? (slap slap clap clap)

If - so - (slap slap clap clap)

Let's - go!" (slap slap clap clap)

Then player 1, continuing the rhythm, says their own number twice followed by another player's number.

Example: 1, 1, 4, 4 (slap slap clap clap)

Player 4 then does the same, starting with their own number and following with another player's number.

Example: 4, 4, 7, 7 (slap slap clap clap)

Any player who makes a mistake or fails to keep the rhythm is out but remains in the circle, making it more difficult for the other players, who must remember not to use the numbers of the players who are out.

TWIST! This can be played with the names of the players.

### Lap Game

Players form a circle of chairs facing inwards so that all players have a seat. Ask players to remember the chair they are in as the object of the game is to move around the circle of chairs and get back to their >>>

own chair. One player is the 'Caller' who stand in the middle of the circle and calls out various things that could apply to other players and a number of places and a direction to move.

Example: "If you are wearing white socks, move 2 places to the right", "If your birthday is in January, move 1 place to the left."

If the fact applies to players they get up and move that number of places in the direction told to them and they sit on the chair or lap of the player or players' already there.

**TWIST!** Right can equal positive and Left can equal negative. So, instead of the Caller indicating a direction to move, the Caller asks a question. If the answer applies in the positive then players move to the right. If the answer is negative then players move to the left.

Example: Caller asks, "Did you drink water today, move 3 places?" Players who drank water move to the right 3 places and players who did not drink water move to the left 3 places.

## Mr. Crocodile

All players, except one who is chosen as 'Mr. Crocodile,' stand side by side at one side of the yard or room, facing the other side. Mr. Crocodile stands in the middle of the yard or room.

The players chant, "Crocodile Crocodile may we cross the golden river? If not, why not, what's your favorite color?"

Mr. Crocodile chants back, "Only if you have the color..."

Mr. Crocodile calls out one color name and any of the players wearing that color are safe to cross past Mr. Crocodile to the other side of the yard/room. Example: If Mr. Crocodile calls, "Blue," anyone wearing blue is safe to cross.

Once the safe players are across to the other side of the space, the players not wearing the selected color must try to run across to the other side of the yard/room without being caught by Mr. Crocodile.

The player that is caught becomes the next Mr. Crocodile and the game starts again.

## "Shabbos HaMalkah is the Shabbos Queen"

Players sit in a circle. One player is chosen to be the leader. The leader begins chanting "Shabbos

HaMalkah is the Shabbos Queen" while doing a repeatable motion, examples: clapping, snapping with their hands. As soon as the chant is done, player 2, player to the right, copies the leader's motion and chants, "Shabbos HaMalkah is the Shabbos Queen." The leader is now chanting with a NEW motion. Player 2 must watch to see what the leader's new motion is so that it can be copied during the next chant. Player 3, player to the right of player 2 will copy the motion of player 2 and join in the chanting as they do the motions. This continues around the circle with the chanting and copying of the motions. The goal is to do the correct motion while chanting the correct words.

## Broken Telephone

Players sit in a circle or line. Player 1 whispers a short message to the next player in line. The message must pass from one player to another around the circle. The last player in the circle must announce the message to the whole group. Everyone will have a good laugh at how the message changed and became distorted while being passed.

## Name Ten

One player chooses a category such as Famous Landmarks and the other players must come up with 10 examples of that category. The player who came up with the category gets to determine whether the examples fit.

## A My Name is Aviva

In this conversation game, each player takes a turn adding a name and an object in alphabetical order.

Example: Player 1 says "A my name is Aviva and I like apples." Player 2 says "A my name is Aviva and I like Apples; B my name is Benny and I like bears." The game continues with each player reciting and adding to the chain.

**TWIST!** With young players, you can drop the recitation of what others have said and just have them do the next letter.

Example: Player 1 says "A my name is Ari and I like airplanes." Player 2 says "B my name is Boruch and I like bread."

**TWIST #2!** With older players, each player can add to each letter as they recite.

Example: Player 1 says "A my name is Avigail and I like astronauts." Player 2 says "A my name is Avi-

gail and I like astronauts and atoms, B my name is Boruch and I like bananas.”

**EXTRA CHALLENGE!** You can choose whether you are going to say first names or last names and choose a category for all the objects.

## Two Truths and a Lie

In this game, each player takes turns telling two things about themselves that are true and one thing that is not true. The other players must guess which are the two truths and which is the one lie.

## I Spy

This game starts with the phrase “I spy with my little eye something...” and then one descriptor is added such as red, smaller than a mouse, made from wood. The other players take turns trying to guess what the item is. The player who guesses then gets to be the “spy”.

## Questions Only

Everything anyone says must be stated in the form of a question. This conversation game is incredibly simple, has no real winner or concrete ending and it will keep you giggling.

## 20 Questions

One player thinks of an object, and tells the others whether the object is an animal, a vegetable, or a mineral. Then the other players ask questions that can be answered only with yes or no. The objective is to guess the answer in fewer than 20 questions.

Example: If the object is a car (mostly mineral), the players will ask, “Is it bigger than a computer?” or “Can it move?”

## Botticelli

Each player takes on the persona of a well-known player and offers only that player’s initials as a clue. The questioners try to guess the identity of the player by asking specific questions that can be answered only with yes or no. The first questions may be general, followed by questions that zero in on the identity until a player correctly guesses the mystery person.

Example: First question “Are you alive today?” The player, answering in character as George Washington, for instance, may say, “No, I’m not alive today” without offering any other information.

**TWIST!** Use a specific Sefer from Tanach or a period in history.

**EXTRA CHALLENGE!** Use just a first or last initial of the player.

## Geography

Each player comes up with the name of a place (town, state, country, etc.) that begins with the same letter as the last letter of the place the previous player mentioned. Once a name of a place has been said, it cannot be repeated.

Example: Player 1 says “Spain.” Player 2 must name a place that begins with an N, such as “New York,” which ends in K. Player 3 then mentions “Kansas.” Keep going for as long as you can name a new place.

**HINT!** Many places that begin with the letter A also end in A, so try to stay clear of places that begin with A!

**EXTRA CHALLENGE!** Choose only towns, cities, countries, continents, or Southern/Northern Hemisphere.

**TWIST!** Play this with songs. Player 1 sings a song, then player 2 chooses a song with the last letter of the previous song. And so on...

## Ghost

Player 1 names a letter of the alphabet. Each player takes a turn adding a letter that contributes to the spelling of a word each has in mind. A player can be challenged if another player suspects the letter just added is not part of a real word. Players must avoid completing a word. Each time players complete a word; they get another letter in the word GHOST. When players accrue all five letters of GHOST, they are out of the game.

Example: Player 1 starts with the letter “B.” Player 2 adds “A.” Player 3 adds “L,” having in mind the word balance. Player 4, thinking about the word balloon, adds another “L,” forgetting that it completes the word ball. The fourth player, having inadvertently spelled a word, would get a G for ghost, but stay in the game.

## “I’m Going to Eretz Yisroel and I’m Bringing Along...”

Each player starts off with the same sentence: “I’m Going to Eretz Yisroel and I’m Bringing >>>



Along..." The player completes the sentence with a word that begins with the letter A. Players must remember what the past players have said and add an item that starts with the next letter of the alphabet.

Example: "I'm going to Eretz Yisroel and I'm bringing along an avocado." The next player repeats the previous sentence and must add a B word. "I'm going to Eretz Yisroel and I'm bringing along an avocado and a bicycle."

## How Many?

This simple game starts by asking a question about a specific attribute and the other players call out as many responses as they can think of.

Example:

- How many animals can you name that eat leaves?
- How many insects can you name that have six legs?
- How many vehicles can you name with four wheels?
- How many things can you name that are cone shaped?

## I Am Thinking of Something...

Start this game with a single object in mind and the phrase, "I am thinking of something ....," and then name a feature or attribute of the object or thing. The other players are welcome to make a guess or ask for a clue until they work out the correct answer.

Example: Player 1 says, "I am thinking of something that is square shaped." Other players ask for a clue or guess square shaped objects.

## Would You Rather?

This game involves players taking turns asking other players questions that offer two choices and begin with "Would you rather..."

Examples:

- "Would you rather ride a horse to school or eat supper on a farm?"
- "Would you rather wear two different shoes or drink lemonade in a sippy cup?"
- "Would you rather sleep in a tent in the Amazon Jungle or own 4 kangaroos?"

HINT! There is no objective to this game, other than to laugh!!!!

## What's Better?

In this fast-paced game, players take turns asking questions about their preferences between two things. This game can be played using any category: books, prizes, games, sports, etc.

Example:

- "What's better – banana or apple?"
- "Banana"
- "What's better – banana or cheese?"
- "Cheese"
- "What's better – cheese or chocolate?"
- "Chocolate"
- "What's better – chocolate or ice cream?"

## Free Association

In this game, player 1 begins by saying a word, and then going around in order, each player says the first one that comes to mind when hearing the previous word.

Example: Player 1 says "door." Player 2 says "heavy." Player 3 says "bowling ball." Player 4 says "fun." Player 5 says "carnival."

## Odd One Out

Player 1 begins by naming three items - two that are connected in some way and one that is not - and the other players need to choose the odd one out. The game can be as challenging as desired by using items that are more similar, yet different.

Example: Player 1 says "train, bus, hair." The other players identify that hair is the odd one out.

MATH CHALLENGE! Use numbers! Example: "21, 63, 78."

## Pass the Orange

(PLEASE NOTE! WHILE THIS GAME IS **NOT** ACCEPTABLE FOR CURRENT DAYS, IT IS BEING INCLUDED NONETHELESS BECAUSE IT IS A LOT OF FUN AND BE" H IT CAN BE PLAYED SOON.)

Freeze two oranges!! Divide players into two teams. Both teams must stand in separate lines and on the count of 3, they must pass the frozen orange down the line from neck to neck. **NO HANDS ALLOWED!**

## Silly Songs

Younger children love to listen to silly nursery rhymes created by altering the rhyming words of familiar nursery rhymes. Spotting the funny rhyme is fun for little ones whilst older children (5 years+) will enjoy making the rhymes with you.

Example:

- “Twinkle twinkle little bat, How I wonder where you’re at.”
- “Baa baa black sheep, have you any eggs? No sir, no sir, But I have some pegs.”

## Tongue-Twisters

Make up your own funny tongue twisters by choosing a letter or sound and working together to make a sentence with as many words beginning with the chosen sound as possible.

## Rhyming Tennis

Players agree on a rhyming family and take turns saying a new word that fits the family.

Example: Player 1 says “at.” Player 2 says “hat.” Player 3 says “chat.”

**TWIST!** Play this in Hebrew or Yiddish.

**EXTRA CHALLENGE!** Make a minimum number of letters allowed in a word.

## Sound Tennis

Players agree on an initial sound or blend and then take turns, each saying a new word that begins with that sound. The round comes to a finish when one player cannot think of a new word beginning with the nominated sound. The ‘winner’ chooses the new sound for the next round.

Example: Sound chosen is “h.” Player 1 says “hard.” Player 2 says “how.” Player 3 says “heard.”

**TWIST!** Play this in Hebrew or Yiddish using neku-dos.

**TWIST #2!** Select a sound or blend that is in the middle or the end of the word.

**EXTRA CHALLENGE!** Select a blend of two letters that also makes another sound. The focus is on the sound and not the letters.

Example: Blend chosen is “li” as in “like.” Player one says “lion.” Player 2 says “lime.” Player 3 says “lico-rice” and this player is out because the letters are correct but the sound is incorrect.

## Alphabet Chain

Choose a category and take turns naming an item that fits the category following the sequence of letters of the alphabet. Player 1 chooses a word starting with a, the second player a word beginning with b, the third player with c, etc. Any category can be used: animals, countries, names, etc.

# GAMES

## Supplies Required

## Flip the Book

**(Please see list of questions on later page.)**

**Items needed:**

- Variety of books – 1 per player

One player is chosen to gather a variety of books from around the house. One book per player. Book examples: phone book, comic, cook book, dictionary, English Sefer, children’s book, adult novel, etc. All players sit around a table with a book in hand. One player is chosen to read the questions and to be the Judge. This player asks the other players a question. Players need to open the book to any page and they must find the answer to that question on **THAT** page! Going around the room, players share their answers with the Judge. The Judge decides which answer is the best/funniest and either keeps a tally or provides the with a prize. And so, the game continues! This game is hilarious!

## Spider Web

**Items needed:**

- 1 ball of yarn/string

Players sit in a circle. One player holds a ball >>>

of yarn. Holding the end of the yarn, the player throws the ball of yarn to another player while asking a question. Any question! Players can select a topic or leave it open for each to decide. The recipient of the ball answers the question. Then the player throws the ball to another player and asks that player a question and so on...**MAKE SURE ALL PLAYERS HOLD ON TO THE YARN THROUGHOUT THE ENTIRE GAME!** At the end of the game, when the yarn is in a web, players must throw the ball back to one another to put the ball of yarn back together.

## Relay Races

### Items needed:

- Potato sacks/garbage bags
- Raw eggs
- Spoons
- Potatoes/other vegetables or fruit that need peeling
- Peelers

Players divide into two teams and race each other across a distance doing various things!

### Examples:

- Potato sacks – players step into a potato sack – or garbage bag – run to the other side, get out of the sack/bag and then the next player gets in and runs until all players have their turn
- Eggs on a spoon – players run to the other side with a raw egg on a teaspoon. They hand over the egg on a spoon to the next player who runs and this continues until players have their turn
- Potato peeling – **THIS CAN BE ITS OWN ACTIVITY!!** Players race to see how can peel a potato (or 10lbs of potatoes!) first. This can be done with apples, soup veggies, etc.!

## Balloon Relay Race

(Please note that there may be an issue of chometz with balloons.)

### Items needed:

- **Inflated balloons – 1 per player plus more for when they pop!**

Players are divided into relay teams, on opposite sides of the play space.

**TWIST #1:** Players place an inflated balloon between their knees and when told “Go!” jump across the play space. The winning team is the team that has all players across the play space.

**TWIST #2:** Players choose their own way of traveling across the space with the balloon but no hands allowed! Players can choose to travel across the space with a balloon squashed between heads, backs, or bellies! The winning team is the team that has all players across the play space.

**EXTRA CHALLENGE!** If the balloon pops, players are out! The team that wins is the one with the most balloons left!

## Telestrations

### Items needed:

- Index cards or 4x6 papers – 5 per player
- Pens – 1 per player

Give all players 5 index cards or 4x6 pieces of paper.

On the first card, write each player should write their name in small letters.

Number each card 1 through 5 in the corner.

(Wait until everyone writes their name and numbers their cards.)

All players then put all 5 cards in a stack.

On card number 1, players write a sentence as exotic as they would like.

Example: “When my family was camping in the Sahara Desert, I noticed there were 36 giraffes dancing and banging on purple bongo drums.”

(Wait 2 minutes until all players write a sentence.)

Then, all players take their stack of 5 papers with card number 1 on top and pass it to the player on their right.

(All players pass their stack.)

Then, all players read the sentence on card number 1 and put it to the back of the stack. On card number 2 all players draw the sentence that they just read on card number 1.

(Wait 2 minutes until all players have drawn a picture.)



Then, all players take their stack with card number 2 on top and pass to the player on their right.

(All players pass their stack.)

Then, all players look at the picture on card number two and put it to the back. On card number 3, all players write the sentence of what they saw in the picture on card number 2.

(Wait 2 minutes until all players have written the sentence.)

Then, all players take their stacks with card number 3 on top and pass it to the player on their right.)

(All players pass their stacks.)

Then, all players look at the sentence on card number 3 and put it to the back. On card number 4, all players draw the sentence.

(Wait 2 minutes until all players have drawn a picture.)

Then, all players take their stack with card number 4 on top and pass it to the player on their right.

(All players pass their stack.)

Then, all players look at the picture on card number 4 and put it to the back. On card number 5, all players write the sentence of what they saw on card number 4.

(Wait 2 minutes until all players have written the sentence.)

Then, all players put card number 5 to the back – **MAKE SURE PLAYERS DON'T READ THE SENTENCE ON CARD NUMBER 1-** and pass the entire stack to the player whose name is on card number 1.

Then, once all players have their stacks back, select players to show and tell their cards.

They read card 1, show drawing on card 2, read card 3, show drawing on card 4, read card 5.

## Balloon Stomp

(Please note that there may be an issue of chometz with balloons.)

### Items needed:

- Balloons
- String

Players remove their shoes before playing. Each player will need an inflated balloon tied to a short piece of string and then tied around one ankle. On 'go' players attempt to stomp on and pop the other players' balloons, while trying to protect their own balloon– no hands allowed! The last person with an

inflated balloon tied to their ankle wins. Add music for extra fun!

## Concert

### Items needed:

- Lights – flash lights, chain lights, etc.
- Music
- Costumes
- Refreshments

Players rehearse and perform songs for other players, dances, jokes, etc. For added fun, add lighting, music, costumes, and refreshments.

**TWIST!** This can be turned into a competition with a Judge deciding on which performance is best!

## Carnival

### Items needed:

- Tickets
- Supplies for booths
- Signs indicating what each booth is
- Prizes
- Refreshments

Make an in-house carnival! Each player chooses a booth and players take turns going from booth to booth.

## Cooking Competition

### Items needed:

- Boxes
- Ingredients
- Oven/stove

One player puts ingredients in boxes for other players. Players compete in cooking or baking using only the ingredients in the box. One player is chosen to be the Judge!

**TWIST!** All players taste all foods and they vote on the winner!

## Pass the Parcel

### Items needed:

- Parcel – gifts wrapped in newspaper
- Music

One player prepares the parcel by placing a >>>

gift at the center of the parcel, wrapping it in newspaper and then continuing to add gifts and wrapping them until the player creates a big parcel. Players sit in a circle. One player is chosen to be the music-keeper. The music starts and players pass the parcel. The music-keeper stops the music at random intervals and the parcel must stay with the player who is holding it. The player unwraps the newspaper and finds the gift. The music goes back on and the game continues until the last layer is unwrapped.

## Musical Chairs

### Items needed:

- Chairs – for all players minus one
- Music

Players form two lines of chairs placed back to back, with ONE less chair than the number of players. One player is chosen to be the music-keeper. The music begins and the players walk around the perimeter of the chairs. The music-keeper When the music stops, all players must immediately sit in a chair. The one player left standing is out. Remove another chair and continue playing until only one player is left in the game.

TWIST! This can be played without chairs. Players need to bob to the ground or freeze in a standing position. The last player to bob or freeze is out!

## Name That Tune!

### Items needed:

- Music
- 1 piece of paper for scoring
- 1 pen for scoring

One player is chosen to be the music-keeper. The music-keeper creates a playlist of favorite and popular songs. Players are divided into teams. The music-keeper plays a tiny snippet of each tune and the teams guess the name of the song. The music-keeper keeps score of the winners and the team who guesses the most songs correctly, wins!

TWIST! Only use intros to songs!

EXTRA CHALLENGE! Only use music! No lyrics!

## Snowman

### Items needed:

- 1 large poster size paper
- 1 pen

One player thinks of a word or phrase; the others try to guess what it is one letter at a time. The player draws a number of dashes equivalent to the number of letters in the word. If a guessing player suggests a letter that occurs in the word, the other player fills in the blanks with that letter in the right places. If the letter suggested is not in the word, the player who chose the word writes the letter down and starts to draw a Snowman. The game ends either when the word is guessed or when the Snowman is built.

TWIST! Instead of drawing a Snowman, players can select another noun to draw or BUILD 3D with blocks, Lego, etc.

## Positive Experience Bingo

### Items needed:

- Bingo boards – 1 per player
- Pens – 1 per player
- Tokens

One player is chosen to run the game. All players, except the facilitator, make one combined list of all their positive experiences, examples: adventurous holiday, day camp, Chol Hamoed trip, etc. The facilitator hands players a blank bingo sheet and the players write one positive experience from the list in each box. Then the game begins by the facilitator calling out a positive experience. Players who have the positive experience on their Bingo board cover it with a token. The game continues until players get five spaces in a row on the bingo card.

TWIST! Any topic can be used. Examples: names, animals, hobbies, gratitude list, colors, etc.

## Treasure Hunt

### Items needed:

- Candy or prizes

One player hides wrapped candy/prizes around the house/outside for players to hunt. All players are told to go hunt for the treasures. Players get to keep what they find.

HINT! This is a great way to reward children and keep them busy!

TWIST! Play this hunt using a theme – players need to find items that fit a specific alphabet, theme, season, color, texture, etc.

## Scavenger Hunt

### Items needed:

- Paper for clues
- 1 pen to write the clues
- Envelopes – 1 per clue x 2 for both teams

One player plans the hunt for all other players. All other players are divided into two teams. The planner plans the route and selects locations around the house/outside. The planner then writes and number the clues and puts them in numbered envelopes in the chosen locations. The planner must create two of each clue and envelope, so both teams have their own set of clues. The team that finishes first wins!

## The Chocolate Game

### Items needed:

- 2 dice
- Big chocolate bars
- Plastic knives
- Dress up

Players sit in a circle on the floor and take turns to roll two dice, passing them around the circle in a clockwise direction. If a player rolls a double number, they put on a set of two dress ups. Examples: a hat and scarf or coat and boots. The player then uses a knife and fork to cut individual squares from a family sized block of chocolate and eat them. They keep cutting and eating until the next player rolls a double. The key is to keep the dice moving as fast as possible so that the player eating the chocolate changes regularly.

## Limbo

### Items needed:

- 1 broomstick

Two players hold either end of a broomstick loosely, at stomach height. The other players take turns going under the stick without touching it, bending their knees, and leaning back as necessary. The stick is lowered after all the players have filed under it. Players who fall, touch the ground with their hands or touch the stick are out.

## A-Z (please see board on further page)

### Items needed:

- A-Z board – 1 per player
- Tokens
- Pen – 1 per player

One player is chosen to ask questions. Players place a token on the alphabet/s that they have an answer for. Players write their answer in the box. The goal is to finish the board first.

TWIST! Play this game with the aleph-bais!

EXTRA CHALLENGE! Players may not keep track of their answers and when they complete the board, they must be able to remember all the answers!!

## Pin the Tail on the Donkey

### Items needed:

- 1 Poster
- 1 Blindfold
- 1 Tail

Player hangs donkey poster up on the wall. The poster can be drawn or bought. One at a time, players are blindfolded and are spun in a circle a few times before they try to stick the donkey tail as close as possible to its rump!

TWIST! Any animal or figure can be drawn on the poster.

## Trait Roulette

### Items needed:

- Paper cut into slips
- Pens – 1 per player
- 1 bag or envelope

This game is ideal for players who know each other well. Players come up with a list of positive character traits that other players might have.

Examples: kind, generous, adventurous, and wise.

Players write the attributes on slips of paper and put them in a bag. The players take turns taking out one character trait slip from the bag. The player now must announce who they think possesses that >>>

character trait and explain that choice was made.

## Hide and Speak

### Items needed:

- Index cards

Prepare several questions and write each on the index card. Divide the players into two teams. Explain to them that you have index cards throughout the room. At the call of 'go', the players must start finding the cards. They must bring the cards to you and then answer the question on it. If players answer the question on the card correctly, they will earn the card for their team. If they are unable to answer, then the card goes to the other team. The team with the most cards will be the wins.

# DRAMA ACTIVITIES

## Compound Word Skits

Two players step out of the room and choose a compound word that they act out. The other players watching the skit need to guess the compound word.

Examples:

- Catfish
- Hotdog
- Rainbow
- Footstool

## Freeze and Justify

Two players are selected to act out a skit. Two other players in the audience are selected to call out "freeze" and "justify" in the middle of the skit. When "freeze" is called, the actors must freeze in their position. Then "justify" is called and must change the skit using the frozen position. One actor or both actors can be told to justify.

## Skits

One player writes down on a piece of paper 2 people, 2 objects, 1 song and 1 quote. Then the piece of paper is given to two players who need to act a skit personifying those 2 people, utilizing those 2 objects and under the theme of the quote. The amount of people and objects can be adjusted according to the size of the group playing. For large groups, this can become a competition. One player is the Judge and decides whose skit is the funniest!!! Goal is to laugh!!

Example:

- 2 people – local gas attendant and President Trump
- 2 objects – umbrella and octopus
- 1 song – "Dayenu"
- 1 quote – "When life gives you lemons, make lemonade."

SHABBOS AND YOM TOV HINT!!! This is a phenomenal activity for Shabbos and Yom Tov afternoons. Prepare the pieces of paper prior. Make sure that each groups items are on separate pieces of paper.

## Actionary

Like Pictionary but with acting! Players are divided into two teams. One team goes out of the room, while the other team plans what they will act out. Example: driving a school bus through the ocean. The team comes back into the room and watches them act out their scene. They must guess what the scene is being acted out.

## Charades

This is a skit without words! Pantomime time! Players take turns acting out mimes and the other players must guess what the actors are doing.

<p>PURIM</p> <p>Costumes Seudah Mishloach Manos Gragger</p>	<p>ROSH HASHANAH</p> <p>Tashlich Honey Fish Head Apple</p>	<p>SHABBOS</p> <p>Challah Kiddush Shalosh Seudos Shul</p>
<p>SUKKOS</p> <p>Sukkah Esrog Decorations Lulav</p>	<p>SIMCHAS TORAH</p> <p>Flag Dance Hakafos Candy</p>	<p>SUMMER</p> <p>Camp Swimming Ice cream Sun</p>
<p>WEDDING</p> <p>Chuppah Chosson Kallah Married</p>	<p>KINDERGARTEN</p> <p>Morah Songs Davening Games</p>	<p>FRIENDS</p> <p>Games Play Fun Laugh</p>
<p>PESACH</p> <p>Matzah Wine Maror Haggadah</p>	<p><b>Cards for Taboo Game</b></p> <p>Cut out or make a copy and then cut out</p> <p>See game instructions on earlier page</p>	<p>BAR MITZVAH</p> <p>Thirteen Aliyah Torah Tefillin</p>
<p>CHOMETZ</p> <p>Bread Cake Mezonos Crumbs</p>	<p>UPSHERIN</p> <p>Three Haircut Boy Aleph-Bais</p>	<p>LAG BAOMER</p> <p>Bonfire Music Dancing Bows 'n' Arrows</p>
<p>SCHOOL</p> <p>Teacher Principal Secretary Homework</p>	<p>SHAVUOS</p> <p>Torah Har Sinai Cheesecake Mountain</p>	<p>CHANUKAH</p> <p>Menorah Dreidel Latkes Oil</p>



## For A-Z Game

Cut out or make a copy and then cut out

A - Z

See game instructions on earlier page

A	B	C	D	E
F	G	H	I	J
K	L	M	N	O
P	Q	R	S	T
U	V	W	X	Y
Z				

## For Scattergories Game

Cut out or make a copy and then cut out

See game instructions on earlier page

## SCATTERGORIES

BOY'S NAME	GIRL'S NAME	ANIMAL	FOOD	PLACE	COLOR

## For Bingo Game

Cut out or make a copy and then cut out

See game instructions on earlier page

# BINGO

		!!!		

## For Flip the Book Question Game

See game instructions on earlier page

### FLIP THE BOOK QUESTIONS

1. What is your dream family outing?
2. Which store is your favorite to shop in?
3. What hobby would you want to pursue?
4. What toy or game do you wish you could have?
5. If you could speak any language, which one would you choose?
6. If you could relive a memory, which one would you choose to relive?
7. If you could only have one mode of transportation, which would you choose?
8. Where do you envision yourself living in 7.5 years?
9. If you would be stuck in a blackout what would you want to have with you?
10. What is your favorite food?
11. What type of things make you cry?
12. What do you do when you are bored?
13. How do you spend your long Shabbos afternoons?
14. Which Sefer do you use most often?
15. What would you do if you had a million dollars?
16. If you could pick one item that you would buy thirty-five cases of what would it be?
17. What is your favorite part of life?
18. What makes you happy?
19. If you could experience a major miracle what would it be?
20. How do you see yourself in twenty years?
21. If you had endless time in your day how would you spend it?
22. What part of yourself do you like most?
23. If you had a signet ring what would you do with it?
24. If you could get into the Guinness Book of Records, what would it be for?
25. When you think about Pesach what comes to mind?
26. Where does happiness come from?
27. What do you look for in a friend?
28. If you could pick one word to describe yourself what would it be?
29. What time do you wake up in the morning?
30. What is one thing you never tried but want to try?

# ARTS 'N CRAFTS

## Safety Pin Bracelets

### Items needed:

- 3/4" safety pins
- Elastic beading cord
- Seed beads, desired colors
- White craft glue
- Toothpick

Open a safety pin and thread as many seed beads on as you can, leaving enough room to close the pin. Fasten the pin and squeeze it together using needle nose pliers to keep it from opening. Continue this process until you have enough pins for your bracelet.

Cut two pieces of elastic beading cord, about 12" long each. Line them up evenly and loosely tie together at the end. This is just temporary so that your pins do not fall off the other end as you thread them on.

Thread one of the cords through the head of a pin, then the other cord through the bottom of the pin. To add the second pin, reverse it, so that your pins alternate, top, bottom, top, bottom. Be sure that the beads are all on the same side as you work or you will end up taking a bunch of pins off and starting over.

When you have enough pins to create your bracelet, remove the knot from the tied end. Bring the bracelet together to create a circle.

Tie the top cords together and the bottom cords together. Trim all but about two inches off the cords. Tuck remaining cord into the underside of the pins and add a little bit of glue. Let dry.

These napkin folding ideas were taken from Bumble Bee Linens.

## Diamond Napkin Fold

*These folds are a perfect way to prepare the silverware for the Pesach Seder and place them in a basket to be given out to each person when it is time to eat! No more crumbs, marmor and grape juice all over your silverware.*

Please note: This may need to be done before Shabbos/Yom Tov.

Napking folding idea was taken from Bumble Bee Linens.



### Step 1

Place the napkin flat.



### Step 2

Fold the napkin in half and position the open end toward you.



### Step 3


Fold the napkin into quarters.



### Step 4

Position the napkin so that the open end is facing away from you.

>>>



#### Step 5

Fold the top-most layer almost all the way forward and press it down flat.



#### Step 6

Fold the next top-most layer of napkin forward almost as far as the previous one and press it down as well. Make sure the edges are even with the previous fold.



#### Step 7

Fold the next layer forward as you did the two before it.



#### Step 8

Turn the napkin over and fold the right side back about 1/3 of the way.



#### Step 9

Fold the left side back and over the right side (about 1/3 of the way), check for symmetry and press the fold down well.



#### Step 10

Flip the napkin over.



#### Step 11

Insert your favorite silverware into this lovely diamond envelope napkin!



## Other Craft Ideas

- Clay
- Color by Number
- Diamond Painting
- Dot Art
- Finger Painting
- Friendship Bracelets
- Friendship Stars
- Havdalah Plates
- Jewelry Making
- Magazine collages
- Mosaic
- Mural Painting
- Origami
- Paint Fight!
- Painting
- Perler Beads
- Plaster
- Play Dough (may be a problem of chometz)
- Sand Art
- Splatter Painting
- Sponge Painting
- String Art
- Sukkah Decorations
- Play dough (may be a problem of chometz)
- Bubbles
- Mission Statement Board – the family creates a large poster with their family's mission statement Example: "keep your head up," "we got this"
- Scrapbook - documenting each day using what is in your house and objects or pictures from the day
- Feeling Puppets - use paper plates and wooden skewers to create puppets!
- Geometric Shapes - using tape and chalk to create geometric shapes

## SENSORY AND EMOTIONS BASED ACTIVITIES

### Make Your Own!

- Glitter globes - water bottle or jar with a lid, water, and glitter
- Slime
- Stress balls- balloons and rice, beans, or flour

### TAKE CARE OF YOU!

- Find an object around the house for each of the 5 senses that brings comfort and joy
- Give yourself a "butterfly hug" – wrap your arms tightly around you - and say a mantra that fits for you - "I am safe right now," "I can be okay even with this difficulty"
- Put music on and DANCE!!!
- Square Breath – Breathe in for 4 seconds, hold for 4 seconds, out for 4 seconds, hold for seconds, and repeat.
- Journal
- Poetry

Some of these craft ideas and activities may not be suitable for Pesach. If not sure, please check with your Rav.

# FREE RAFFLE!

Kosher Grocery  
Gift Cards

# Giveaway

Five winners will each win a  
**\$300 GIFT CARD**  
to a local Kosher grocery.

We're all in  
עת צרה  
together!

Winners will be notified via email. Make sure your email address is correct as that's the only way we will be communicating.

BROUGHT TO YOU BY CHESED OF LAKEWOOD

HOW TO ENTER THE RAFFLE:

**SAY 2 KAPITLACH  
OF TEHILLIM  
FOR ACHEINU  
BNEI YISROEL**

CLICK LINK



and then enter the raffle at  
[www.cov19raffle.com](http://www.cov19raffle.com).





# CHESED OF LAKEWOOD: Confronting Corona

As this heartrending gezeirah continues to wreak havoc on our community, there is no one who is unaffected. From those grieving the loss of loved ones taken so suddenly at one extreme, to those whose main struggle is keeping their children gainfully occupied while trying to clean for Pesach.

But in all this darkness and confusion, there are so many sparks of light. There are heroes bringing comfort and solace to those who are struggling. Every organization in town and countless individuals have stepped up to do their part in mitigating the pain and assuaging loneliness to whatever degree they can.

Chesed of Lakewood is no stranger to pain and loneliness, as year round our phones ring with tales of crises beyond belief. Of course, as COVID-19 began rearing its frightening head, our hotline went into overdrive. Dozens of calls a day are coming in from families. Families who always managed are now struggling. Families who always struggled are now collapsing. For every call, we try to help, to assist in whatever way we can.

Many of the services Chesed of Lakewood families rely on this time of year are not available due to the current crisis. The Dress Your Best program that provided a modicum of dignity to struggling families isn't operational with the clothing stores closed. Families that relied on COL volunteers to come into their homes and help with the children and housekeeping have to manage without as everyone stays put in their own home. Gevirim who financially support COL's endeavors to help families make Pesach need to withhold their support as their businesses flounder.

And yet, klal yisroel finds a way. The needs and the resources may have shifted but the heart is still there. At the core of Chesed of Lakewood is a dedicated cadre of volunteers who have been working non stop to help those who need it, from shopping for families who are quarantined to finding housing

for those who are sick and have lost their current accommodations. Busier than ever, these volunteers are saving dozens of local families from despair, all in their quiet, out-of-the-limelight manner.

"It's amazing how many women and girls have made themselves available at a moment's notice during this hectic time," says Mrs. T., one of Chesed of Lakewood's coordinators. "There are seminary girls who are home now, possibly for good, and they are spending their time doing chesed. It's a beautiful thing. So many people need help now. We've been getting dozens of calls every day and we try to help everyone who can. It's thanks to our volunteers who drop everything to do a shopping trip, to drop off essentials at people's door or just to give a few minutes to someone who needs a listening ear that we have been able to."

This is all on the physical hishtadlus front. But a colossal crisis such as this one needs a colossal spiritual response, and that is why Chesed of Lakewood launched the Covid-19 raffle. The premise is simple; the impact is profound: The campaign urges residents to say two perakim of tehillim to plead for an end to this mageifah. After saying two perakim, you are eligible to enter into the raffle online. Five winners will be picked, each winning a \$300 gift card to a local grocery store. Thousands of perakim of tehillim have rocked the shaarei shomayim as a result of this campaign, and five local families will be able to breathe a little easier with their Pesach shopping this year.

Your tehillim is still desperately needed. So many karbanos are being taken from us, and we all must storm the heavens with our tefillos to beg Hashem to bring an end to this mageifah once and for all.

Please join Chesed of Lakewood in crying out to Hashem, and may we soon be zoche to see the day when all suffering will cease and our services will no longer be needed.



***Chesed of Lakewood***

**BRINGING  
THE WHOLE  
*Community  
Together*  
TO HELP  
EACH OTHER**

Chesed of Lakewood has seen this time and time again. Calls will come in from friends or relatives to see what can be done to help one of their own who is struggling. As a coordinator mentioned "It seems no one goes unnoticed". A family or a group of friends will sit with Chesed of Lakewood to strategize and see what can be done to bring a very challenged mishpacha to a better place. "After growing very concerned, we have seen neighbors or even teachers reach out and get seriously involved with us in saving a family. Our team will sit with the extended family or friends and carefully review and discussing options and see how we can get the resources the family needs. Rabbanim and our Board of Directors all



**There is something special about Klal Yisroel,** even with all of its tremendous growth and constant changes. Neighbors notice each other; families, although spread throughout the town, fend for one another; teachers are there for their students; and people genuinely care.

play a central role in this"

A Chesed of Lakewood coordinator relates, "Over the years, many have come to us on behalf of a broken family. Baruch Hashem, many of them are back on their feet today and are on the giving end, helping us help others who are in the same position they were once in.

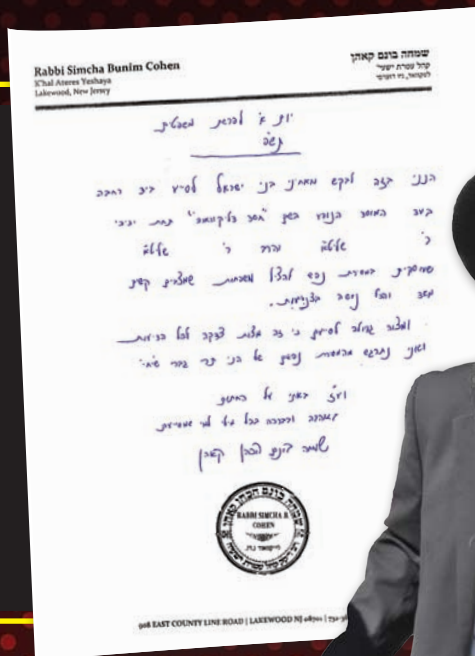
It's the power of the klal, and the zchus of the achdus that keep COL going and able to provide real assistance to those in need. A large group of volunteers stand ready to respond to concerns that come our way as a chesed organization.

Chesed of Lakewood operates a 24 hour hotline where those requests come in. A coordinator



**"It is a great mitzvah to help Chesed of Lakewood. It is a mitzvah of tzedaka according to all dayos. I am very moved by their mesiras nefesh."**

**Harav Simcha Bunim Cohen שליט"א**



describes a "typical" day at COL: "The phone rings at any hour of the day, from early morning to the middle of the night. The requests range from simple needs, to more complex life threatening matters. When a family is carrying a heavy burden, they often need assistance for every little thing that we take for granted. They are in no state to deal with the challenges they face on their own, and turn to us for help in all matters they must face."

"When people ask me what Chesed of Lakewood's mission is," she relates, "I answer that we try to help families that face multiple challenges. We do get other chesed related requests on a daily basis with most fitting under one of our fourteen ongoing programs. With the incredible army of volunteers and businesses in Lakewood who give of themselves as well, we have been able to accomplish so much."

When a fire broke out in a local business, an entire neighborhood had to be evacuated temporarily. This coordinator manned the hotline for hours, finding out exactly who was evacuated and needed a place to stay and finding people willing to take in displaced families and house them.

A volunteer who initiated and runs the Chesed of Lakewood's "Purim Project" relates, "I've been in a position where I needed help. Baruch Hashem, I have not been in need of help from others for many years, but I know what it is like to need assistance and to feel embarrassed by having your station lowered. Three years ago, working with Chesed of

Lakewood coordinators, I decided to start a Purim Fund. I personally know the difference it makes. It can change your day from a Tisha B'Av to a real Purim. This help really can make or break a person."

Amongst the many other programs offered by COL is the Tefillin Shadchan Program, which matches up tefillin with the surprisingly large number of people who, for whatever reason, are unable to purchase their own pair. The amount of calls that came in from men in need of tefillin surprised even the veteran COL volunteers.

**This coordinator manned the hotline for hours, finding out exactly who was evacuated and needed a place to stay and finding people willing to take in displaced families and house them.**



Another program provides backpacks and school supplies for children before the school year begins. These children may come from homes where the mother is emotionally unable to prepare them for the new school year with the supplies they need, or for various other reasons, she may be unable to go shopping with their kids. COL takes the child's school supply list and fully gets them ready for the year.

>>>



There is completely separate mentoring program that provides mentors to girls and boys who need help to navigate the challenges that they face at home or school. This program has already saved lives, turning pre-at risk kids into thriving and successful teens, rising to the tops of their classes.

The Sukkah Exchange Program pairs up families in need of sukkah, with no way to purchase one, with others who own a sukkah and are not using it. This requires hours and hours of coordination by volunteers, with calls coming in from the entire tri-state area. Hundreds of families have benefitted from this beautiful program.


They also provide overstock items to the tzibur for free throughout the year. These can include baby supplies, clothing, and other staples a family needs. COL's Dress Your Best Program helps struggling families purchase clothes for yom tov, providing them with needed clothing they otherwise would have no way of obtaining. Recently, COL distributed 500 suits free of charge to local families.

The grassroots chesed reaches proportions beyond the imagination. For instance, COL arranges Megillah readings and Shofar blowings for dozens of homebound individuals who otherwise would have no chance to participate in the mitzvah.

COL is renowned for its Wednesday evening Business Courses. One free course is offered every week, giving participants a chance to learn directly from the experts in the fields of marketing, communication, computers and finance. These Business Courses have helped many start businesses and revive existing ones. As we know, giving someone parnasah is the highest

**"It is a great mitzvah to support Chesed of Lakewood, and doing so falls under the category of providing tzedakah for aniyei ircha...their hands are outstretched to support and assist bnei Torah. Boruch Asher Yakim Es Divrei Hatorah Hazos!"**

שליט"א Harav Malkiel Kotler

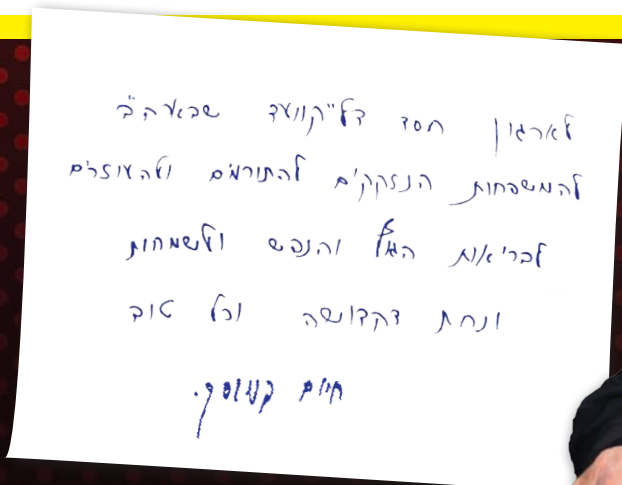


form of chesed.

The Rabbanim have strongly endorsed Chesed of Lakewood's holy work and urge everyone to grab a share in this incredible mitzvah by generously open-

**When told about the work of Chesed of Lakewood and asked to bless those who donate, Rav Chaim responded, "Bracha V'hatzalacha L'kulam!"**

ing their hearts and their wallets to this cry for help. The letters of approbation penned by the Roshei Yeshiva and >>>



SPONSORED BY



שיעורי ליל הכדר

4" x 7"

LIGHT BLUE AREA



KORECH

MATZAH



ACHILAS MATZAH & AFIKOMEN

6 1/4" x 7" - LIGHT BLUE & MEDIUM BLUE AREAS COMBINED

NOTE: If using thin matzah, one will need a larger *shiur* of 7.5" x 8".

BROUGHT TO YOU BY



SAVING  
LIVES,  
ONE FAMILY  
AT A TIME.

MAROR

STALKS

3" x 5" - GREEN AREA

MAROR

LEAVES

8" x 10"

ENTIRE WHITE AREA

# שיעורי ליל הסדר

## MINIMUM AMOUNT OF

# MATZAH

**EACH PERSON MUST EAT THE MINIMUM AMOUNT OF MATZAH (SHMURAH) AT EACH OF THE FOLLOWING TIMES:**

### 1. After the Brochos of Hamotze and Al Achilas Matzah

One must eat a piece of matzah **6¼ x 7** inches in size (light blue and medium blue areas combined - see reverse side).

**NOTE:** If using thin matzah, one will need a larger shiur of **7.5 x 8** inches in size.

### 2. For Korech

One must eat a piece of matzah **4 x 7** inches in size (light blue area - see reverse side).

**NOTE:** Even if using thin matzah, this shiur does suffice.

### 3. For the Afikomen

One must eat a piece of matzah **6¼ x 7** inches in size (light blue and medium blue areas combined - see reverse side).

**NOTE:** If using thin matzah, one will need a larger shiur of **7.5 x 8** inches in size.

## MINIMUM REQUIREMENTS

FOR THE FULFILLMENT OF THE

## Mitzvos of the Seder

**In order for one to fulfill the mitzvos of arba kosos, matzah and maror, one must eat or drink specific, rabbinically-designated minimums. If these minimum amounts are not consumed, one has not fulfilled these mitzvos properly.**

The amounts listed are based on the findings and ruling of the Bais Medrash L'Torah V'Horoah under the guidance and direction of Rabbi Moshe Feinstein zt"l.

## MINIMUM AMOUNT OF

# MAROR

**ONE MUST EAT THE MINIMUM AMOUNT OF MAROR TWICE DURING THE SEDER:**

1. After the Brocho of Al Achilas Maror
2. For Korech

#### IF USING PURE GRATED HORSE RADISH:

Use an amount that can be compacted into a vessel measuring **0.8 fluid ounces**.

#### IF USING WHOLE LEAVES OF ROMAINE LETTUCE:

Use enough leaves to cover an area of **8 x 10** inches (entire white area - see reverse side).

#### IF USING ROMAINE LETTUCE STALKS:

Use enough stalks to cover an area of **3 x 5** inches (green area - see reverse side).

## MINIMUM SIZES FOR

# WINE CUPS

**For the ARBA KOSOS, the cups must be able to contain a minimum of 2.9 fluid ounces.**

When the Seder takes place on Friday night, then the first cup of wine (which is used for kiddush) must be large enough to contain 4.42 fluid ounces.

**To protect this shiurim card, simply place it in a plastic bag or place it under your plastic tablecloth when using it.**

This diagram and information is for reference only and not a psak halacha.

REPRINTED WITH PERMISSION FROM CHAGAYNU

### TO DONATE

TO CHESED OF LAKEWOOD:

PHONE: 24 HR. DONATE LINE: 732-797-9055

ONLINE: WWW.CHESEDOFLAKEWOOD.ORG

MAIL: 72B PARK AVE. SOUTH, LAKEWOOD, NJ 08701

BROUGHT TO YOU BY:



**SAVING LIVES,  
ONE FAMILY  
AT A TIME.**



SPONSORED BY:





**"This mossad does many, many important chasadim. Many families in very dire situations receive crucial assistance from them."**

של"ס א"י הרב ירuchim Olshin



Rabbanim of Lakewood say it all – clearly stating that the assistance provided by Chesed of Lakewood is crucially needed, and often even falls under the category of “*Pikuach Nefesh mamash*”, literally saving lives!

Maran Rav Chaim Kanievsky *shlita* has issued a powerful *bracha* to all donors to Chesed of Lakewood. When told about the work of Chesed of Lakewood and asked to bless those who donate, Rav Chaim responded, “*Bracha V’hatzalacha L’kulam!*”

By partnering with Chesed of Lakewood, we are fulfilling the incredible mitzvah of doing chesed with the most needy in our own backyard, as well as heeding the call of our revered Rabbanim, and are ensuring ourselves of needed *zechusim* in the process.

Hashem tells us, “If you bring joy to mine, I shall bring joy to yours.” They are crying out to you for help. You

can be their savior. We can accept to do all we can to assist them – and help ourselves in the process?

**Chesed of Lakewood is currently running a communal campaign to raise \$250,000 to allow them to continue their lifesaving work. The support of the entire community is needed to reach this goal. You can donate by calling the 24-hour automated hotline at 732-797-9055 or by mail to Chesed of Lakewood, 72B Park Ave., South, Lakewood, NJ 08701. Or online at [www.chesedoflakewood.org](http://www.chesedoflakewood.org) or <https://www.rayze.it/chesedoflakewood/>.**

**SAVING LIVES**  
ONE FAMILY AT A TIME



**HELP US RAISE  
MUCH NEEDED FUNDS**

הרב אלי דוב וכתפוגל  
Rabbi Eli Dov Wachtfogel  
6 Yeshiva Lane  
Fallsburg, NY 12733

כ"ד שבט תש"פ

באורי בזה להמליץ בעבור המוסד החשוב והיקר "חסד ד'לקוואד", אשר כשמן כן הוא מוסיף יד לעזור לתושבי חסד לקוואד בכל אופני החסד והעזרה במסד זה ידוע כי שם פחות רבות מונים אליהם ושענים עליהם בעת מוסד יום ואין לאל דים לספק צרכי חיהם הבסיסיים. יתברכו המסקנים והיקרים של"ס א"י המסודים בלב נפש לכל דורש ולכל מבקש לעזור להם בסיוע שיש בו ממש, באהבת חסד ובהצנע לכת, וכל המסייעים על ידם בנוסם אז במסגרת חסד בכל הברכות האמורות על דורשי צדקה וחסד.

א"י דוב וכתפוגל



**"Chesed of Lakewood extends a hand to help Lakewood residents with all types of chesed. Many families turn to them and depend on them when they cannot manage on their own."**

של"ס א"י הרב Elya Ber Wachtfogel

Erev Pesach 5780

Dear Acheinu Bnei Yisroel,

The response of the community to the COVID-19 pandemic has been an outpouring of chesed and love for our fellow yidden. As we face tragedy and suffering in our midst, the bright ray of hope has been the incredible kindness that is on display. We can truly declare "Mi K'Amcha Yisroel!"

In this trying time, our Roshei Yeshiva and Rabbanim continue to stress the urgency of being there for the most vulnerable members of our society – those going through overwhelming challenges in any number of ways. They encouraged everyone to go above and beyond to support Chesed of Lakewood, a local organization on the front lines of providing these suffering families with the help and assistance they need to carry on. With the new difficult reality, their challenges have become even tougher, and Chesed of Lakewood is standing at their side through it all, providing them with what they require to endure.

We humbly thank the entire community for their warm response to our current Emergency Campaign. The support of every yachid is necessary in this uniquely challenging time and we are overcome with gratitude to all those who stood up and did all they can to ease their pain. Much help is still needed as we near Zeman Cheiruseinu, and we hope we can count on you to be there for them and continue to demonstrate true ahavas Yisroel. May we all be zoche to see the binyan Beis Hamikdash in our time.

B'birchas chag kasher v'sameach,

Chesed of Lakewood

Please accept the Pesach seder shiurim chart inside this booklet as a small token of appreciation. Additionally, anyone who donates \$72 or more will be sent a deluxe Ner Mitzvah measurement set.



**FREE GIFT**  
with your donation  
of \$72 or more!  
(with mailed in  
donation and form)

**Deluxe Ner Mitzvah  
Measurement Set**

Includes two  
measuring cups and  
a ruler that can be  
used to measure any  
shiur all year round

Name \_\_\_\_\_ Phone number \_\_\_\_\_

Email \_\_\_\_\_

Full address \_\_\_\_\_

☐ \$18 ☐ \$36 ☐ \$54 ☐ \$72 ☐ \$100 ☐ \$150 ☐ \$180 ☐ \$360 ☐ Other: \_\_\_\_\_

☐ Enclosed is my check (Please make payable to Chesed of Lakewood) ☐ Bill my credit card

Cardholder name \_\_\_\_\_ Code \_\_\_\_\_ Exp. date \_\_\_\_\_

Card number \_\_\_\_\_

**FREE GIFT (for donations of \$72 or more) IS ONLY AVAILABLE  
WITH ABOVE FORM AND PAYMENT (check/cc info) MAILED TO:**

**Chesed of Lakewood, 72B Park Avenue South, Lakewood, NJ 08701**

Donations can also be made by phone or online (732-797-9055 or [www.chesedoflakewood.org](http://www.chesedoflakewood.org))  
but are not eligible for the free gift.



**YOUR  
DONATION  
WILL HELP US  
CARRY THE BURDEN  
OF YOUR FRIEND**



**BY PHONE:  
CALL OUR  
AUTOMATED  
DONATION LINE  
24 HRS. A DAY:**

**732-797-9055**

**CLICK LINK BELOW!**

**ONLINE  
DONATIONS:**

[www.chesedoflakewood.org](http://www.chesedoflakewood.org)

YOU CAN FOLLOW A LINK TO VIEW  
THE LETTERS OF THE RABBONIM  
SHOWN ON THE PREVIOUS PAGES

**BY MAIL:**

**Chesed of Lakewood  
72B Park Ave. South  
Lakewood, NJ 08701**

YOU CAN USE THE ENVELOPE  
RECEIVED WITH PAST ISSUES  
OF THE SHOPPER

