



PINNACLE

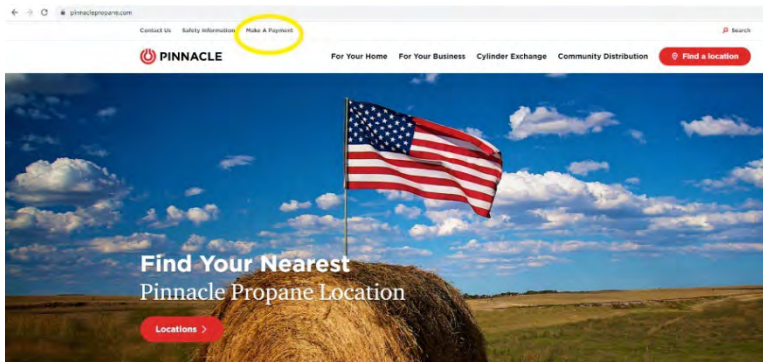


Pinnacle Propane's Online Bill Pay **Step by Step Guide**

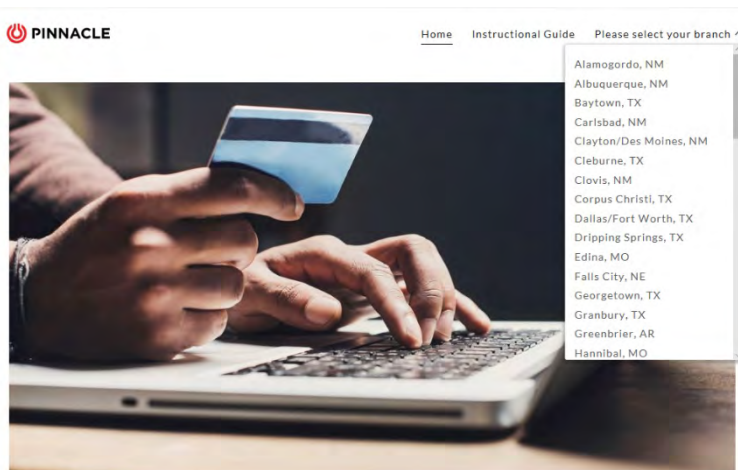
Please follow the steps below to begin:

- ① From your internet browser, go to www.pinnaclepropane.com
 - Supported browsers: Microsoft Edge, Chrome or Safari

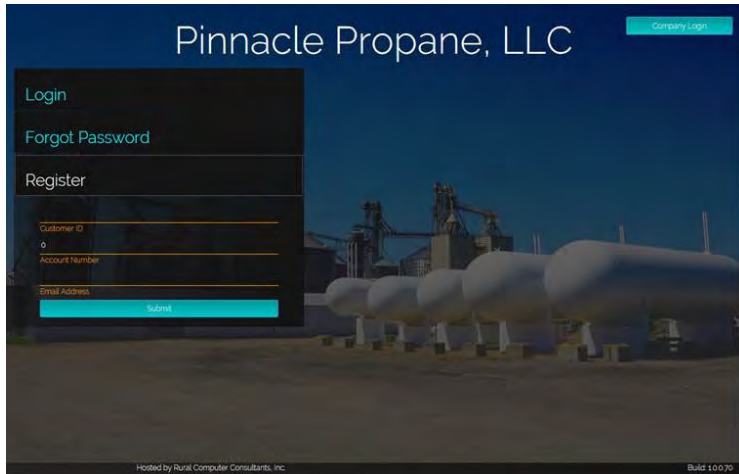
- ② Click on **Make A Payment** from the menu bar



- ③ Select your local branch from the drop-down bar



- ④ From the Pinnacle Propane Login Page, click Register.



You will need the following from your Statement to register.

- a. Customer ID
- b. Account Number
- c. Email Address
- d. If you have forgotten your credentials, please look below at an example of where to find yours on the RCC Statement.

Contract Information	
Current Contracted Gallons	Contract Gallons Remaining
650.00	0.00

Account Status			
Current	30 Days	60 Days	90 Days
\$110.73	\$0.00	\$0.00	\$0.00

Budget Information	
Budget Balance	Scheduled Budget Payment
0.00	0.00

Payment Due	
Please Pay This Amount	\$110.73

Customer Name: JOHN SMITH
Customer ID: CUST1
Account Number: 012345
Statement Date: 02/29/20

At Pinnacle Propane, we strive to continuously improve our business to ensure a happy customer. We are very excited to provide this Online Bill Pay benefit to ultimately make your life easier.

Thank you again for being a part of the Pinnacle Propane family!

Have any questions?
Contact your local branch for assistance.