
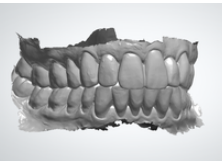







Hurst Dental Studio

Aesthetic Checklist

QUICK GUIDE - FINALS

	<p>Provisional Full Face Natural Smile Photo <i>Anterior cases <u>cannot</u> begin without this photo.</i> Critical for accurate mounting, horizontal plane reference, and smile design references. <i>Patient cannot be numb.</i></p>
	<p>Corresponding Model OR Scan of the Temps <i>Anterior cases <u>cannot</u> begin with out this model or scan.</i> Critical for reference points, not to copy.</p>
	<p>Provisional Nose to Chin Natural Smile Photo</p>
	<p>Provisional Full Face Retracted Smile Photo</p>
	<p>Provisional Nose to Chin Retracted Smile Photo</p>
	<p>Stump Shade with multiple shade tabs in picture: *Critical for material selection, shade numbers must be visible</p>
	<p>Final Shade with multiple shade tabs in picture: *Shade numbers must be visible</p>

- THESE ARE THE MINIMUM PHOTO REQUIREMENTS.
ADDITIONAL PHOTOS SHOWING DIFFERENT SMILES AND
ANGLES ARE HELPFUL.

- PATIENTS EYES MUST BE OPEN AND UNOBSTRUCTED (NO
GLASSES) AND THEY CANNOT NOT BE NUMB FOR SMILE
PHOTOS.