

Sophos Wireless

The smarter way to simple, secure Wi-Fi

Sophos Wireless provides an easy, effective way to manage and secure your wireless networks. You can use it on its own or as part of your Sophos Central portfolio of cloud-managed security solutions.



Highlights

- ▶ Managed from Sophos Central
- ▶ Superior visibility into wireless health
- ▶ Simple deployment and administration
- ▶ Synchronized Security-ready
- ▶ Enhanced security with rogue AP detection
- ▶ Multi-site management and cloud scalability

Manage all your security on a single platform

Sophos Central is a scalable management platform which gives you a single pane of glass for all of your cloud-managed security solutions. Using Sophos Central, you can manage Sophos Wireless on its own, or alongside your Endpoint, Mobile, Email, Encryption and Server Protection.

Superior visibility into wireless health

All the key information about the health of your wireless networks and connecting clients is directly at your fingertips. With visibility into potential threats, such as rogue APs, insight into clients with compliance or connectivity issues and advanced diagnostics, identifying and troubleshooting issues is quick and easy.

Simple deployment and administration

Using the step-by-step guidance in our on-boarding wizard, creating networks, registering one or more access points, and adding sites is child's play. Our solution is built to be simple to use, even for non-wireless experts, but that doesn't mean you forfeit functionality. Schedule firmware upgrades to keep your network up to date and benefit from new features and enhancements in every release.

Intelligence connected with Security Heartbeat™

When using our Security Heartbeat™ enabled APX Series access points, you can monitor the health status of any Sophos Central-managed endpoint or mobile device and so automatically restrict web access on trusted Wi-Fi networks. Users with serious compliance issues see a splash screen to alert them to their walled garden status but receive full connectivity again, once health is restored.

Security enhanced for your trusted Wi-Fi networks

Our Enhanced Rogue AP Detection classifies neighboring Wi-Fi networks to identify threats and prevent attempts to infiltrate an organization via Wi-Fi.

Additionally, you can keep your networks secure by providing controlled internet access and hotspots for visitors, contractors, and other guests on your network. Use enterprise-grade backend authentication for a seamless user experience.

Multi-site management and cloud scalability





Whether you have just one growing network, or multiple sites, extending your Wi-Fi is as simple as adding an additional access point.



Sophos APX Series Access Points – at a glance

The Sophos APX Series is a growing portfolio of Security Heartbeat-enabled access points. With 802.11ac Wave 2 technology, they are custom-built for increased throughput at load and better performance and security.

Product Matrix

				
MODEL	APX 120	APX 320	APX 530	APX 740
MANAGEMENT	Cloud: Sophos Central On-premises: Sophos XG Firewall (v17.5.3/v17.5.5) or SG UTM (v9.7)			
DEPLOYMENT	Indoor; desktop, wall, or ceiling mount.			
WLAN STANDARDS	802.11 a/b/g/n/ac Wave 2			
RADIOS	1x 2.4 GHz single-band 1x 5 GHz single-band	1x 2.4 GHz/5 GHz dual-band 1x 5 GHz single-band 1x Bluetooth low-energy (BLE)	1x 2.4 GHz single band 1x 5 GHz single band 1x Bluetooth low energy (BLE)	
ANTENNAS	2x internal dual-band antenna for Radio-1 and 2	2x internal dual-band antenna for Radio-1 2x internal 5 GHz antenna for Radio-2 1x internal 2.4 GHz antenna for BLE (for future use)	3x internal 2.4 GHz antenna for Radio-1 3x internal 5 GHz antenna for Radio-2 1x internal 2.4 GHz antenna for BLE (for future use)	4x internal 2.4 GHz antenna for Radio-1 4x internal 5 GHz antenna for Radio-2 1x internal 2.4 GHz antenna for BLE (for future use)
DFS	✓	✓	✓	✓
PERFORMANCE	2x2:2 MU-MIMO	2x2:2 MU-MIMO	3x3:3 MU-MIMO	4x4:4 MU-MIMO
INTERFACES	1x 12V DC-in (power supply not included) 1x RJ45 10/100/1000 Ethernet w/PoE	1x RJ45 connector console serial port 1x RJ45 10/100/1000 Ethernet w/PoE	1x RJ45 connector console serial port 1x RJ45 10/100/1000 Ethernet port 1x RJ45 10/100/1000 Ethernet w/PoE	
POWER (MAX.)	11.8 W	11.5 W	16.7 W	22.4 W
POWER-OVER-ETHERNET (MIN.)	PoE 802.3af		PoE+ 802.3at	
DIMENSIONS	144x144x33.5 mm	155x155x38 mm	183x183x39 mm	195x195x43 mm
WEIGHT	0.256 kg	0.474 kg	0.922 kg	1.012 kg
CERTIFICATIONS & COMPLIANCE	CB, UL, CE, FCC, ISED (IC), RCM, MIC, Anatel, EN 60601-1-2 (Medical Equipment Directive)	CB, UL, CE, FCC, ISED (IC), RCM, MIC, NCC, Anatel (planned), EN 60601-1-2 (Medical Equipment Directive) Plenum-rated (UL2043)	CB, UL, CE, FCC, ISED (IC), RCM, Anatel (planned), EN 60601-1-2 (Medical Equipment Directive) Plenum-rated (UL2043)	CB, UL, CE, FCC, ISED (IC), RCM, Anatel (planned), EN 60601-1-2 (Medical Equipment Directive) Plenum-rated (UL2043)

Please check our website under sophos.com/wireless or reach out to your authorized Sophos Partner for more details.