

2023 CAMPING AND OUTDOORS





EXPLORE MORE

FOR LESS

CONTENTS

TENTS	3
SUN SHELTERS	20
CANOPIES	27
SLEEPING BAGS	38
CAMP PADS	46
FLOOR MATS	48
CHAIRS	51
TABLES	67
COTS	69
WAGONS	70
GEAR BAGS	71
COOLERS	82
OUTDOOR BLANKETS	87
CAST IRON	88



TENTS



**SLEEPS**

1

**SIZE**

7.75ft x 3.2ft x 2ft

**WEIGHT**

2.79 lbs

**TYPE**

HIKER (BIVY) TENT

**BODY**

1500mm COATING

**FLOORING**

1000mm DENIER POLYETHYLENE

**T-BIVY
GREEN HORN****FEATURES**

- TAPED RAIN COVER SEAMS
- SHOCK CORDED FIBERGLASS POLES
- MESH ROOF PANEL
- COMPLETE WITH STORAGE BAGS AND STAKES



**SLEEPS**

1

**SIZE**

7ft x 3.25ft x 3.08ft

**WEIGHT**

4 lbs

**TYPE**

HIKER TENT

**BODY**

POLY TAFFETA 185T 600mm

**FLOORING**

POLYETHYLENE 190gr



T-BIVY-2 RANGER

FEATURES

- TAPED RAIN COVER SEAMS
- SHOCK CORDED FIBERGLASS POLES
- LARGE D-STYLE DOOR FOR EASY ENTRY
- FREE STANDING FRAME
- FULL RAIN COVER
- COMPLETE WITH STORAGE BAG AND STAKES

**SLEEPS**

2

**SIZE**

7ft x 5ft x 4.33ft

**WEIGHT**

4.33 lbs

**TYPE**

DOME TENT

**BODY**

800mm POLYURETHANE COATED

**FLOORING**

1000mm DENIER POLYETHYLENE



TNT-1

OWL CREEK

FEATURES

- SHOCK CORDED FIBERGLASS POLES
- HIGH-ARCHED DOOR
- MESH SKY PANELS
- ZIPPERED REAR WINDOW
- EASY TO USE RAIN COVER
- COMPLETE WITH STORAGE BAG AND STAKES



**SLEEPS**

3

**SIZE**

7ft x 7ft x 4ft

**WEIGHT**

5.95 lbs

**TYPE**

SQUARE DOME TENT

**BODY**

800mm POLYURETHANE COATED

**FLOORING**

1000mm DENIER POLYETHYLENE



X740 SELKIRK

FEATURES

- SHOCK CORDED FIBERGLASS POLES
- SPEED CLIP ASSEMBLY
- RAIN COVER
- ZIPPERED REAR WINDOW
- COMPLETE WITH STORAGE BAG & STAKES

**SLEEPS**

3

**SIZE**

7ft x 7ft x 4.5ft

**WEIGHT**

6.83 lbs

**TYPE**

SQUARE DOME TENT

**BODY**

800mm POLYURETHANE COATED

**FLOORING**

1000mm DENIER POLYETHYLENE



741

FRONT RANGE

FEATURES

- SHOCK CORDED FIBERGLASS POLES
- E-PORT FOR ELECTRICAL CORD ACCESS
- RAIN COVER W/ TAPED SEAMS FOR WEATHER PROTECTION
- EAVE LONG RAIN COVER
- LARGE MESH STAR GAZER PANELS
- SPEED CLIP ASSEMBLY
- LARGE ZIPPERED REAR WINDOW
- COMPLETE WITH STORAGE BAGS, MUD FLAP & STAKES



**SLEEPS**

4

**SIZE**

8ft x 8ft x 4.7ft

**WEIGHT**

8.33 lbs

**TYPE**

SQUARE DOME TENT

**BODY**

800mm POLYURETHANE COATED

**FLOORING**

1000mm DENIER POLYETHYLENE



742 BOULDER

FEATURES

- RAIN COVER W/ TAPED SEAMS FOR WEATHER PROTECTION
- E-PORT FOR ELECTRICAL CORD ACCESS
- SHOCK CORDED FIBERGLASS POLES
- LG MESH STAR GAZER PANELS & PEAK RAIN COVER
- SPEED CLIP ASSEMBLY
- LARGE ZIPPERED REAR WINDOW
- COMPLETE WITH STORAGE BAG & STAKES

**SLEEPS**

4

**SIZE**

9ft x 7ft x 6ft

**WEIGHT**

11.45 lbs

**TYPE**

DOME TENT

**BODY**

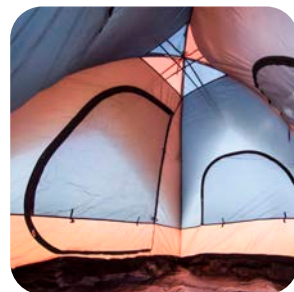
800mm POLYURETHANE COATED

**FLOORING**

1000mm DENIER POLYETHYLENE

**730
HIGHLAND****FEATURES**

- BUILT IN E-PORT FOR EASY ELECTRICAL ACCESS
- LARGE MESH STAR GAZER PANELS
- LARGE DOUBLE "D" DOOR
- 4-WAY PEAK RAIN COVER / AWNINGS OVER DOOR / WINDOWS
- SHOCK CORDED FIBERGLASS POLES W/ SPEED CLIP ASSEMBLY
- FOUR PANORAMIC ZIPPERED WINDOWS
- COMPLETE WITH STORAGE BAGS, MUD FLAP & STAKES



**SLEEPS**

5

**SIZE**

10ft x 10ft x 6ft

**WEIGHT**

12 lbs

**TYPE**

SQAURE DOME TENT

**BODY**

800mm POLYURETHANE COATED

**FLOORING**

1000mm DENIER POLYETHYLENE



BF733-72 NORTH RIM

FEATURES

- GEAR LOFT
- RAIN COVER W/ TAPED SEAMS FOR WEATHER PROTECTION
- BUILT IN E-PORT FOR EASY ELECTRICAL ACCESS
- SHOCK CORDED FIBERGLASS POLES W/ SPEED CLIP ASSEMBLY
- ZIPPERED WINDOWS
- LARGE ENTRY
- COMPLETE WITH STORAGE BAGS, MUD FLAP & STAKES

**SLEEPS**

5

**SIZE**

10ft x 10ft x 6.5ft

**WEIGHT**

16 lbs

**TYPE**

SQUARE DOME TENT

**BODY**

800mm POLYURETHANE COATED

**FLOORING**

1000mm DENIER POLYETHYLENE

**733****SIERRA MADRE****FEATURES**

- RAIN COVER W/ TAPED SEAMS FOR WEATHER PROTECTION
- BUILT IN E-PORT FOR EASY ELECTRICAL ACCESS
- SHOCK CORDED FIBERGLASS POLES W/ SPEED CLIP ASSEMBLY
- LARGE MESH STAR GAZER PANELS
- SPEED CLIP ASSEMBLY
- 4-WAY PEAK RAIN COVER / AWNINGS OVER DOOR / WINDOWS
- LARGE ENTRY & FOUR PANORAMIC ZIPPERED WINDOWS
- COMPLETE WITH STORAGE BAGS, MUD FLAP & STAKES



**SLEEPS**

7

**SIZE**

11.7ft x 11.7ft

**WEIGHT**

15 lbs

**TYPE**

TEE PEE TENT

**BODY**

800mm POLYURETHANE COATED

**FLOORING**

1000mm DENIER POLYETHYLENE



TNT-TP TEEPEE TENT

FEATURES

- CENTER HEIGHT: 92 IN
- LARGE MESH PANELS FOR PANORAMIC VIEW
- TENT SET-UP SYSTEM: INTERNAL STEEL POLES
- 3 PEAK VENTS FOR EXTRA VENTILATION
- LARGE FULL ENTRY
- COMPLETE WITH STORAGE BAGS AND STAKES

**SLEEPS**

6

**SIZE**

13ft x 12ft

**WEIGHT**

20.65 lbs

**TYPE**

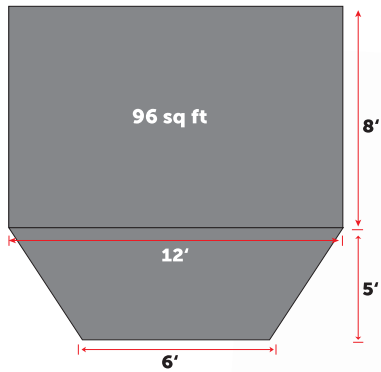
SCREEN PORCH TENT

**BODY**

800mm POLYURETHANE COATED

**FLOORING**

1000mm DENIER POLYETHYLENE

**746****COLTER BAY****FEATURES**

- RAIN COVER W/ TAPED SEAMS FOR WEATHER PROTECTION
- FRONT ENCLOSED SCREEN PORCH
- SHOCK CORDED FIBERGLASS POLES W/ SPEED CLIP ASSEMBLY
- INCLUDES: E-PORT, GEAR LOFT, MUD FLAP & 2 SECTION ORGANIZER
- COMPLETE WITH STORAGE BAG & STAKES



**SLEEPS**

8

**SIZE**

18ft x 10ft x 6.5ft

**WEIGHT**

23.4 lbs

**TYPE**

CABIN TENT

**BODY**

800mm POLYURETHANE COATED

**FLOORING**

1000mm DENIER POLYETHYLENE



X744-III VOYAGER

FEATURES

- RAIN COVER W/ TAPED SEAMS FOR WEATHER PROTECTION
- TWO SIDE ROOMS WITH DOORS
- SHOCK CORDED FIBERGLASS POLES W/ SPEED CLIP ASSEMBLY
- BUILT IN E-PORT FOR EASY ELECTRICAL ACCESS
- LG MESH STAR GAZER PANELS & 4 LARGE ZIPPERED WINDOWS
- LONG PEAK RAIN COVER WITH VIEW-THRU PANELS
- LG ENTRY MUD FLAP & 2 ADDITIONAL ENTRIES WITH MESH NETTING

**SLEEPS**

8

**SIZE**

12ft x 9ft x 6.5ft

**WEIGHT**

20 lbs

**TYPE**

DOME TENT

**BODY**

800mm POLYURETHANE COATED

**FLOORING**

1000mm DENIER POLYETHYLENE

**748****BLACKOUT****FEATURES**

- BLACK OUT COATED FABRIC FOR RESTFUL MORNINGS
- INCLUDES E-PORT AND GEAR LOFT FOR ELECTRONIC ACCESSORIES
- ELONGATED ROOF DESIGN FOR MORE INTERIOR SPACE
- TAPED SEAMS FOR WEATHER PROTECTION
- SHOCK CORDED FIBERGLASS POLES
- SPEED CLIP ASSEMBLY
- 2 SECTION ORGANIZER & E-PORT
- COMPLETE WITH STORAGE BAG & STAKES



**SLEEPS**

8

**SIZE**

15ft x 10ft x 7ft

**WEIGHT**

33.8 lbs

**TYPE**

2 ROOM CABIN TENT

**BODY**

800mm POLYURETHANE COATED

**FLOORING**

1000mm DENIER POLYETHYLENE



TNT-10 BIG SUR

FEATURES

- TAPED SEAMS RAIN FLY FOR WEATHER PROTECTION
- LARGE 1200MM COATED RAIN COVER
- BUILT-IN E-PORT FOR EASY ELECTRICAL ACCESS
- SHOCK CORDED FIBERGLASS & CHAIN CORDED STEEL FRAME POLES
- LARGE MESH STAR GAZER PANELS
- 2 LARGE DOORS, 6 SPACIOUS WINDOWS
 - HIGH CABIN CEILINGS
 - ZIPPERED ROOM DIVIDER
- COMPLETE WITH MUD FLAP, STORAGE BAG & STAKES

**SIZE**

10ft x 10ft

**WEIGHT**

1.15 lbs

**TYPE**

CANOPY INSERT

**BODY**

800mm POLYURETHANE COATED

**FLOORING**

1000mm DENIER POLYETHYLENE

TRANSFORM YOUR CANOPY INTO A TENT

* CANOPY NOT INCLUDED

**TNT-CANOPY-STRAIGHT
CONVERT CANOPY****FEATURES**

CANOPY NOT INCLUDED

- TRANSFORMS ANY 10 X 10 CANOPY INTO A TENT
- LARGE MESH WINDOW PANELS
- LARGE "D" DOOR ENTRANCE



**SIZE**

4ft x 4ft x 7ft

**WEIGHT**

5.5 lbs

**TYPE**

PRIVACY TENT

**BODY**

800mm POLYURETHANE COATED

**FLOORING**

NO FLOOR



*CAMP SHOWER NOT INCLUDED

T-PRIVACY PRIVACY SHELTER

FEATURES

- RAIN COVER W/ TAPED SEAMS FOR WEATHER PROTECTION
- REINFORCED SHOWER HOOK
- SHOCK CORDED FIBERGLASS POLES W/ SPEED CLIP ASSEMBLY
- LARGE ZIPPERED "D" STYLE DOOR FOR EASY ACCESS
- DOUBLE WINDOWS FOR ADDED VENTILATION
- COMPLETE W/ STORAGE BAG, STORAGE POCKET, STAKES, & RAINFLY
- GREAT USE FOR OUTDOOR PRIVACY, TOILET, CAMP SHOWER, CHANGING ROOM, ETC.

SUN SHELTERS



**SIZE**

82 in x 80 in

**WEIGHT**

4 lbs

**TYPE**

SUN SHELTER

**BODY**

UPF 50+ LYCRA/NYLON BLEND

**FLOORING**

NO FLOOR



BC5000 STAKELESS FLY TENT

FEATURES

- 1.5 FT HEIGHT
- QUICK AND EASY SETUP
- NO STAKES NEEDED
- RUST PROOF ALUMINUM POLES
- COLLAPSIBLE FOR EASY CARRY AND STORAGE
- CARRY BAG INCLUDED

**SIZE**

8 ft x 4 ft x 3.5 ft

**WEIGHT**

3 lbs

**TYPE**

SUN SHELTER

**BODY**

600mm POLYURETHANE COATED

**FLOORING**

1000mm DENIER POLYETHYLENE

**BC-1000
BEACH FRONT****FEATURES**

- EXTENDED FLOOR
- EXTENDED ROOF FORMS AWNING FOR SUN PROTECTION
- SHOCK CORDED FIBERGLASS POLES
- SAND POCKETS FOR ADDED STABILITY IN WINDY CONDITIONS
- EXTREMELY LIGHT, COMPACT, EASY TO CARRY
- GREAT FOR THE CAMPGROUND, BEACH, AND PARK
- COMPLETE WITH TENT STAKES & CARRYING BAG



**SIZE**

9 ft x 6 ft x 5.67 ft

**WEIGHT**

6 lbs

**TYPE**


SUN SHELTER

**BODY**

600mm POLYURETHANE

**FLOORING**

NO FLOOR



BC2000 GRAND VIEW

FEATURES

- SHOCK CORDED FIBERGLASS POLES
- MESH SIDE / BACK PANELS FOR MAXIMUM AIRFLOW
- SAND POCKETS FOR ADDED STABILITY IN WINDY CONDITIONS
- EXTREMELY LIGHT, COMPACT, EASY TO CARRY
- GREAT FOR THE CAMPGROUND, BEACH, AND PARK
- COMPLETE WITH STORAGE BAG & STAKES

**SIZE**

4ft x 7.2ft x 4ft

**WEIGHT**

4.85 lbs

**TYPE**

POP-UP SUN SHELTER

**BODY**

600mm POLYURETHANE COATED

**FLOORING**

1000mm DENIER POLYETHYLENE

**BC3000****ISLAND SHELTER****FEATURES**

- EASY SET UP POP-UP FEATURE
- MESH STORAGE POCKETS
- 2 LARGE ZIP DOWN WINDOWS FOR VENTILATION
- DURABLE WATER RESISTANT LAMINATED FLOOR
- SAND POCKETS FOR ADDED STABILITY IN WINDY CONDITIONS
- PRIVACY DOOR (EXTENDED FLOOR FOLDS UPWARDS)
- COMPLETE WITH STAKES & CARRYING BAG



**SIZE**

10 ft x 10 ft x 7 ft

**WEIGHT**

8 lbs

**TYPE**

SCREEN HOUSE

**BODY**

600mm POLYURETHANE

**FLOORING**

NO FLOOR



GZ-20 BIG BREEZE

FEATURES

- 2 ZIPPERED DOORS
- 190T POLYESTER FABRIC TOP
- POLYETHYLENE SPLASH GUARD
- EXTREMELY LIGHT, COMPACT, EASY TO CARRY
- 9.5MM SHOCK CORDED FIBERGLASS POLES SPEED CLIP ASSEMBLY
- GREAT FOR THE CAMPGROUND, BEACH, AND PARK
- COMPLETE WITH STORAGE BAG & STAKES

**SIZE**

11.5ft x 10ft x 9.5ft

**WEIGHT**

27 lbs

**TYPE**

HUB SCREEN HOUSE

**BODY**

600mm POLYURETHANE COATED

**FLOORING**

NO FLOOR






GZ-HUB-22

APEX SCREEN HOUSE

FEATURES

- ZIPPERED DOOR
- 190T POLYESTER FABRIC TOP
- POLYETHYLENE SPLASH GUARD
- 9.5MM SHOCK CORDED FIBERGLASS POLES SPEED CLIP ASSEMBLY
- GREAT FOR THE CAMPGROUND, BEACH, AND PARK
- COMPLETE WITH STORAGE BAG & STAKES



CANOPIES



**SIZE**

7 ft x 7 ft (Base)

**WEIGHT**

18 lbs

**COVER**

POLYESTER SILVER COATED

**FRAME**

POWDER COATED STEEL

**GZ-31****BACKPACK SHADE****FEATURES**

- 1-PIECE STEEL FRAME
- RAIN RESISTANT 190T POLYESTER TOP
- SILVER COATED BACKING PROVIDES 99% UV PROTECTION
- BACK WALL FOR SHADE
- NO ASSEMBLY REQUIRED
- FITS IN PROVIDED 600D BACKPACK
- INCLUDES CANOPY, INTEGRATED WALL, 600D BACKPACK AND 4 STAKES



**SIZE**

10 ft x 10 ft (Base)

**WEIGHT**

24 lbs

**COVER**

POLYESTER SILVER COATED

**FRAME**

POWDER COATED STEEL



GZ-32

SHADE 32

FEATURES

- 64 SQ. FT. OF SHADE (8' X 8' TOP)
- QUICK SET-UP & 3 HEIGHT OPTIONS
- VENTED TOP W/ SILVER COATING
- HEAVY-DUTY ADJUSTABLE STEEL POLES
- STEEL FOOT PADS
- COMPLETE WITH CARRY BAG, TENT STAKES & GUY LINES

**SIZE**

10 ft x 10 ft x 8.5 ft

**WEIGHT**

34 lbs

**COVER**

POLYESTER SILVER COATED

**FRAME**

POWDER COATED STEEL

**CANOPY + SIDE WALL + 4 SAND BAGS****GZ-34****CANOPY COMBO****FEATURES**

- 100 SQ FT OF SHADE (10 X 10 FT)
- SINGLE BACK-WALL + 4 SAND BAGS INCLUDED
- QUICK SET-UP & 3 HEIGHT OPTIONS
- HEAVY-DUTY ADJUSTABLE STEEL POLES
- PEAK HEIGHT 8'6" / WALL HEIGHT 6'2"
- STEEL FOOT PADS
- VENTED TOP W/ SILVER COATING
- COMPLETE WITH TENT STAKES, GUY LINES, & WHEELED STORAGE BAG



**SIZE**

10 ft x 10 ft x 8.5 ft

**WEIGHT**

33 lbs

**COVER**

POLYESTER

**FRAME**

POWDER COATED STEEL



SCREEN AVAILABLE

GZ-35

10 X 10 CANOPY

FEATURES

- 100 SQ FT OF SHADE (10 X10 FT)
- SILVER COATED TOP
- QUICK SET-UP & 3 HEIGHT OPTIONS
- HEAVY-DUTY ADJUSTABLE STEEL POLES
- PEAK HEIGHT 8'6" / WALL HEIGHT 6'2"
- STEEL FOOT PADS
- COMPLETE WITH WHEELED STORAGE BAG, TENT STAKES & GUY LINES
- AVAILABLE IN **BLUE**, **RED**, OR **WHITE**

**SIZE**

10 ft x 10 ft

**WEIGHT**

28 lbs

**COVER**

POLYESTER STARS & STRIPES

**FRAME**

POWDER COATED STEEL

**GZ-37****10 X 10 AMERICAN****FEATURES**

- 100 SQ FT OF SHADE (10 X 10 FT)
- QUICK SET-UP & 3 HEIGHT OPTIONS
- HEAVY-DUTY ADJUSTABLE STEEL POLES
- SILVER-COATED TOP
- STEEL FOOT PADS
- COMPLETE WITH TENT STAKES, GUY LINES, & STORAGE BAG



WALL AVAILABLE

**SIZE**

12 ft x 12 ft

**WEIGHT**

34 lbs

**COVER**

POLYESTER

**FRAME**

POWDER COATED STEEL

**GZ-40****12 X 12 CANOPY****FEATURES**

- 12' X 12' CANOPY
 - QUICK SET-UP & 3 HEIGHT OPTIONS
 - HEAVY-DUTY ADJUSTABLE STEEL POLES
 - STEEL FOOT PADS
 - PACKS INTO CARRY BAG
 - SILVER COATED TOP
- COMPLETE WITH WHEELED STORAGE BAG, TENT STAKES & GUY LINES

**SIZE**

10 ft x 10 ft x 7.08 ft

**WEIGHT**

40 lbs

**COVER**


SILVER COATED

**FRAME**

POWDER COATED STEEL

**GZ-50
SHADE 50 DELUXE****FEATURES**

- 100 SQ FT OF SHADE (10 X10)
- QUICK SET-UP & 3 HEIGHT OPTIONS
- SILVER COATED CANOPY
- DURABLE REINFORCED CENTER POST FRAME
- 85" EAVE HEIGHT
- COMPLETE WITH WHEELED CARRY BAG, TENT STAKES & GUY LINES



**SIZE**

10 ft x 10 ft (Base)

**WEIGHT**

25 lbs

**COVER**

SILVER COATED OXFORD

**FRAME**

POWDER COATED STEEL

**GZ-60****ONE-TOUCH SLANT LEG CANOPY****FEATURES**

- 64 SQ FT OF SHADE (8' X '8 TOP)
- EASY ONE-TOUCH ASSEMBLY/DISASSEMBLY
 - 9' HEIGHT AT CENTER
 - SLANT LEGS
- WHITE POWDER COATED FRAME
 - SILVER COATED OXFORD
 - CARRY BAG INCLUDED

**SIZE**

10 ft x 10 ft

**WEIGHT**

32 lbs

**COVER**

SILVER COATED OXFORD

**FRAME**

POWDER COATED STEEL

**GZ-65****ONE-TOUCH STRAIGHT LEG CANOPY****FEATURES**

- 10' x 10'
- EASY ONE-TOUCH ASSEMBLY/DISASSEMBLY
- 9' HEIGHT AT CENTER
- STRAIGHT LEGS
- WHITE POWDER COATED FRAME
- SILVER COATED OXFORD
- CARRY BAG INCLUDED



*** CANOPY NOT INCLUDED***



*** CANOPY NOT INCLUDED***



*** CANOPY NOT INCLUDED***



GZ-WALL

FEATURES

- AVAILABLE IN BLUE OR STAR & STRIPES
- TYPE: CANOPY WALL
- SIZE: 10 FOOT WALL
- COVER: POLYESTER
- STANDARD SIZE TO FIT 10 X 10 CANOPY

GZ-35-SCREEN

FEATURES

- SCREEN FOR 10 X 10 STRAIGHT LEG CANOPIES
- REMOVEABLE MESH SCREEN
- 2 ZIPPERED ENTRIES

GZ-BAG

FEATURES

- ANCHORS ANY CANOPY
- STRAPS AROUND CANOPY LEG
- EASY TO ATTACH
- EASY FILL OPENING WITH HOOK AND LOOP CLOSURE
- FILL WITH SAND OR GRAVEL
- SET OF 4

SLEEPING BAGS





* 2 BAGS ZIP TOGETHER

A1001
PALM CREEK

SPECS

SIZE: 33" X 75"
INSULATION WEIGHT: 3 LBS
COVER: POLYESTER
WEIGHT: 3.5 LBS
INSULATION: HOLLOW CORE FIBER
LINER: POLYESTER



RATING

40° - 50°



* 2 BAGS ZIP TOGETHER

CM1001
CEDAR CREEK

SPECS

SIZE: 33" X 75"
INSULATION WEIGHT: 3 LBS
COVER: POLYESTER
WEIGHT: 4.4 LBS
INSULATION: HOLLOW CORE FIBER
LINER: BRUSHED POLYESTER TRICOT



RATING

40° - 50°



* 2 BAGS ZIP TOGETHER

MD4004
MISSION TRAILS

SPECS

SIZE: 33" X 75"
INSULATION WEIGHT: 4 LBS
COVER: POLYESTER
WEIGHT: 4.6 LBS
INSULATION: HOLLOW CORE FIBER
LINER: POLYESTER FLANNEL



RATING

30° - 40°



* 2 BAGS ZIP TOGETHER

FM6006 BIG BEAR

SPECS

SIZE:	34" X 80"
INSULATION WEIGHT:	5 LBS
COVER:	POLY COTTON
WEIGHT:	7 LBS
INSULATION:	DOUBLE LAYER HOLLOW CORE
LINER:	COTTON FLANNEL



RATING

25° - 35°



* 2 BAGS ZIP TOGETHER

MT7007 FALCONER

SPECS

SIZE:	39" X 84"
INSULATION WEIGHT:	7 LBS
COVER:	HEAVY POLY FABRIC
WEIGHT:	10 LBS
INSULATION:	DOUBLE LAYER HOLLOW CORE
LINER:	COTTON FLANNEL



RATING

- 20°



* 2 BAGS ZIP TOGETHER

M8008 HUNTSMAN

SPECS

SIZE:	39" X 84"
INSULATION WEIGHT:	8 LBS
COVER:	HEAVY COTTON
WEIGHT:	12 LBS
INSULATION:	DOUBLE LAYER HOLLOW CORE
LINER:	COTTON FLANNEL



RATING

- 30°





* OPENS FULL



*SCULPTURED HOOD

X-LITE

X-LITE

SPECS

SIZE:	83" X 30"
INSULATION WEIGHT:	1.4 LBS
COVER:	DIAMOND RIPSTOP
WEIGHT:	1.4 LBS
INSULATION:	ULTRA LIGHT HOLE FIBER
LINER:	210T SOFT MICRO FIBER



RATING

40° - 50°

XSG-1010

DELANO

SPECS

SIZE:	85" X 33"
INSULATION WEIGHT:	2.75 LBS
COVER:	DURABLE RIPSTOP POLYESTER
WEIGHT:	4 LBS
INSULATION:	HOLLOW CORE FIBER
LINER:	POLYESTER



RATING

25° - 35°

XSG-1313

RIVER FALLS

SPECS

SIZE:	84" X 33" X 22"
INSULATION WEIGHT:	3 LBS
COVER:	210T RIPSTOP POLYESTER
WEIGHT:	4.25 LBS
INSULATION:	HOLLOW CORE FIBER
LINER:	170T POLYESTER



RATING

10° - 15°

* CONTOUR INSULATED HOOD



*INCLUDES ADJUSTABLE HEATING ELEMENT

*SCULPTURED HOOD

M2525
THOR PEAK

SPECS

SIZE: 91" X 32" X 22"
INSULATION WEIGHT: 5 LBS
COVER: POLYESTER
WEIGHT: 5.1 LBS
INSULATION: 7 HOLE HOLLOW CORE
LINER: POLYESTER



RATING

- 25°

XSG-TECH
IRON MOUNTAIN

SPECS

SIZE: 90" X 34" X 22"
INSULATION WEIGHT: 3 LBS
COVER: 230T DIAMOND RIPSTOP NYLON
WEIGHT: 4.15 LBS
INSULATION: 4 HOLE MICRO
LINER: 210T SOFT MICROFIBER



RATING

10° - 15°

*HEATED SLEEPING BAG

XSG-2020
3 LEVEL HEATED SLEEPING BAG

SPECS

SIZE: 32" X 86"
INSULATION WEIGHT: 3.6 LBS
COVER: POLYESTER
WEIGHT: 4.4 LBS
INSULATION: HOLLOW CORE FIBER
LINER: POLYESTER



RATING

VARIES



*BACKPACK CARRY BAG INCLUDED

JR-004-DINO KIDS DINO SLEEPING BAG

SPECS

SIZE:	28" X 55"
INSULATION WEIGHT:	2 LBS
COVER:	POLYESTER
WEIGHT:	2.5 LBS
INSULATION:	HOLLOW CORE FIBER
LINER:	POLYESTER



RATING

50°



*BACKPACK CARRY BAG INCLUDED

JR-004-UNICORN KIDS UNICORN SLEEPING BAG

SPECS

SIZE:	28" X 55"
INSULATION WEIGHT:	2 LBS
COVER:	POLYESTER
WEIGHT:	2.5 LBS
INSULATION:	HOLLOW CORE FIBER
LINER:	POLYESTER



RATING

50°



X-BLKT-M

X-BLKT ULTRALIGHT QUILT BLANKET


SPECS

SIZE:	(M) 75" X 52" / (XL) 84" X 80"
INSULATION WEIGHT:	90 GM
COVER:	320T SOFT MICROFIBER
WEIGHT:	(M) 2 LBS / (XL) 3 LBS
INSULATION:	ULTRA LIGHT HOLE FIBER
LINER:	320T SOFT MICROFIBER POLYESTER



RATING

50°



971

FEATURES

- SIZE: 84" X 33" X 22"
- WEIGHT: 2 LBS
- MATERIAL: NON-PILL FLEECE AND POLYESTER
- FULL ZIP
- MACHINE WASHABLE
- INCLUDES SELF-COMPRESSING WEBBING STRAP

XB-LINER

FEATURES

- SIZE: 86" X 32"
- WEIGHT: 5 LBS
- MATERIAL: NON-PILL FLEECE AND POLYESTER
- FULL ZIP
- MACHINE WASHABLE
- INCLUDES SELF-COMPRESSING WEBBING STRAP

989

FEATURES

- SIZE: (PILLOW) 16" X 12"
- WEIGHT: .15 LBS
- CAMPING PILLOW
- INCLUDES STUFF BAG
- EASY TO INFLATE
- SOFT AND COMFORTABLE NYLON
- AVAILABLE COLORS: GREEN, ORANGE

SLEEPING PADS



980 981 982 983 SELF-INFLATING MATTRESS

FEATURES

- 75D POLYESTER PONGEE PVC
- ELASTIC STRAPS
- INCLUDES STUFF BAG
- RECTANGULAR DIAMOND CUT

SIZE

980	72in x 20in x 1in
981	72in x 20in x 1.25in
982	78in x 25in x 2in
983	78in x 30in x 3in

**SIZE**

72" X 20" x 1"

**SIZE**

75" X 22" x 2"

**SIZE**

75" X 22" x 2"

984**FEATURES**

- SELF INFLATING MATTRESS
- STUFF BAG & ELASTIC STRAPS
- 210T / PVC
- PU FOAM DIAMOND CUT

990**FEATURES**

- TYPE: AIR MAT
- EASY TO INFLATE
- LIGHTWEIGHT: 1.5 LBS
- 40D NYLON (TPU)
- STUFF BAG INCLUDED
- AVAILABLE COLORS: BLUE, GREEN

999**FEATURES**


- FLOOR MAT
- LIGHTWEIGHT
- 100% POLY PROPYLENE
- MOLD & MILDEW RESISTANT
- EASY TO STORE

FLOOR MATS



SIZE

72" X 106"



FM-72-LED


FEATURES

- INCLUDES LED LIGHTS
- 3 LED LIGHT MODES: ON/OFF/TIMER
- REVERSIBLE
- 100% POLY PROPYLENE
- UV PROTECTED
- MOLD & MILDEW RESISTANT
- EASY TO STORE
- INCLUDES CARRY BAG






SIZE
108" X 144"



SIZE
72" X 106"



SIZE
108" X 144"

FM-73-LED

FEATURES

- INCLUDES LED LIGHTS
- 3 LED LIGHT MODES: ON/OFF/TIMER
- REVERSIBLE
- 100% POLY PROPYLENE
- UV PROTECTED
- MOLD & MILDEW RESISTANT
- EASY TO STORE
- INCLUDES CARRY BAG

FM-72

FEATURES

- FLOOR MAT
- LIGHTWEIGHT
- REVERSIBLE
- 100% POLY PROPYLENE
- UV PROTECTED
- MOLD & MILDEW RESISTANT
- EASY TO STORE
- INCLUDES CARRY BAG

FM-73

FEATURES


- FLOOR MAT
- LIGHTWEIGHT
- REVERSIBLE
- 100% POLY PROPYLENE
- UV PROTECTED
- MOLD & MILDEW RESISTANT
- EASY TO STORE
- INCLUDES CARRY BAG

**SIZE**

72" X 106"

**SIZE**

108" X 144"

**SIZE**

36" X 72"

**FM-72-SS****FEATURES**

- FLOOR MAT
- LIGHTWEIGHT
- REVERSIBLE
- 100% POLY PROPYLENE
- UV PROTECTED
- MOLD & MILDEW RESISTANT
- EASY TO STORE
- INCLUDES CARRY BAG

FM-73-SS**FEATURES**

- FLOOR MAT
- LIGHTWEIGHT
- REVERSIBLE
- 100% POLY PROPYLENE
- UV PROTECTED
- MOLD & MILDEW RESISTANT
- EASY TO STORE
- INCLUDES CARRY BAG

FM-36**FEATURES**

- FLOOR MAT
- LIGHTWEIGHT
- REVERSIBLE
- 100% POLY PROPYLENE
- UV PROTECTED
- MOLD & MILDEW RESISTANT
- EASY TO ROLL UP
- INCLUDES STORAGE STRAPS

CHAIRS





QAC QUAD FOLDING CHAIR

FEATURES

- SIZE: 20.5" X 19" X 34.5"
- FOAM PADDED BACK
- FOAM PADDED ARM RESTS
- CUP HOLDER
- STORAGE BAG INCLUDED
- AVAILABLE COLORS: BLUE, GREEN, BLACK



QAC-MESH-DLX DELUXE MESH QUAD CHAIR

FEATURES

- SIZE: 23.5" x 23.5" x 38"
- 600D OXFORD
- VENTED MESH BACK AND SEAT PANEL
- CUP HOLDER
- .8 mm STEEL TUBE
- AVAILABLE COLORS: RED, BLACK, BLUE, GREEN



QAC-KIDS KIDS QUAD CHAIR

FEATURES

- SIZE: 15" X 14" X 21.5"
- FOAM PADDED BACK AND ARMS
- CUP HOLDER
- HEAVY DUTY STEEL FRAME
- STORAGE BAG INCLUDED
- AVAILABLE COLORS: PINK, AQUA, LIME



QAC-SS

STARS & STRIPES QUAD CHAIR

FEATURES

- SIZE: 21" X 20" X 33.5"
- FOLDING CHAIR
- ARM RESTS
- CUP HOLDER
- STORAGE BAG INCLUDED



QAC-CAMO

CAMO QUAD CHAIR

FEATURES

- SIZE: 21" X 20.5" X 34"
- FOLDING CHAIR
- FOAM PADDED BACK
- FOAM PADDED ARM RESTS
- CUP HOLDER
- STORAGE BAG INCLUDED
- AVAILABLE COLORS: BURLY CAMO, PINK CAMO



QAC-LOVESEAT

TWO PERSON QUAD CHAIR

FEATURES

- SIZE: 32" x 26" x 42.8"
- SUPPORTS ~300lbs
- 2 CUP HOLDERS
- MIDDLE MESH ACCESSORY POCKET
- SOLID STEEL FRAME
- CARRY BAG INCLUDED



Q-ARM QUAD PADDED ARM CHAIR

FEATURES

- SIZE: 27" X 22.5" X 35"
- SEAT FROM FLOOR: 19"
- FOLDING CHAIR
- STURDY BUILD
- SOLID STEEL PADDED ARM REST
- BUILT IN CUP HOLDER
- MESH BACK
- STORAGE BAG INCLUDED



Q-MOON PADDED MOON CHAIR

FEATURES

- SIZE: 12" X 10" X 42"
- EXTRA-WIDE PADDED CHAIR FOR EXTRA COMFORT
- STURDY POWDER-COATED STEEL FRAME
- FOLDS FOR EASY TRANSPORT
- SUPPORTS UP TO 225 LBS.
- STORAGE BAG INCLUDED



QAC-BIGBOY OVERSIZED QUAD CHAIR

FEATURES

- *OVERSIZED: 24" X 23.5" X 36"
- FOAM PADDED BACK AND ARM RESTS
- CUP HOLDER
- HEAVY DUTY STEEL FRAME
- 350 LBS WEIGHT CAPACITY
- STORAGE BAG INCLUDED
- AVAILABLE COLORS: BLUE, GREEN, BLACK, BURLY CAMO, PINK CAMO



QAC-BIGBOY-DLX DELUXE MEGA FOLDING CHAIR

FEATURES

- SIZE: 23.6" X 23.6" X 41.3"
- 600D FABRIC
- HEAVY FOAM PADDED BACK AND ARMS
- CUP HOLDER
- .7MM STEEL TUBE
- INCLUDES OVERSIZED STORAGE BAG
- AVAILABLE COLORS: BLACK, BLUE, BURGUNDY



Q-DIR-TABLE DIRECTORS CHAIR W/ TABLE

FEATURES

- SIZE: 24" X 18.25" X 33"
- TABLE: 10" X 15"
- FOAM PADDED BACK & ARMS
- ATTACHED FOLD OUT TABLE WITH CUP HOLDER
- PADDED ARM RESTS
- AVAILABLE COLORS: BLUE, BURLY CAMO, STARS & STRIPES



Q-DIR-TAB-COOL

DIRECTORS CHAIR W/ COOLER

FEATURES

- SIZE: 21" X 20" X 33.5"
- ATTACHED FOLD OUT TABLE
- ATTACHED FOLD OUT COOLER
- PADDED ARM RESTS
- EASY TO FOLD AND STORE
- AVAILABLE COLORS: BLUE, BURLY CAMO

Q-DIR-COLLAPSE

COLLAPSIBLE DIRECTORS CHAIR

FEATURES

- SIZE: 19" X 22.8" X 33"
- SEAT FROM FLOOR: 18.5"
- COLLAPSED: 19" X 19" X 5"
- ~300 lbs WEIGHT CAPACITY
- WEATHER-RESISTANT POLYESTER FABRIC
- ATTACHED FOLD-OUT TABLE
- POWDER COATED STEEL FRAME
- EVA ARM COVER
- STABLE FEET PADS

Q-DIR-ROCKER

DIRECTORS ROCKING CHAIR

FEATURES

- SIZE: 20.5" X 15" X 32"
- ROCKING CHAIR
- STURDY BUILD
- SOLID STEEL PADDED ARM REST
- STORAGE BAG INCLUDED



Q-0-LOUNGE-COMBO

ZERO GRAVITY LOUNGE COMBO

FEATURES

- INCLUDES 2 LOUNGE CHAIRS WITH TABLE
- P.O.P. DISPLAY BOX INCLUDED
- POWDER COATED STEEL FRAME
- DURABLE OXFORD FABRIC
- AVAILABLE COLORS: BLACK, BLUE, BROWN, STARS & STRIPES

Q-0-LOUNGE

ZERO GRAVITY LOUNGE CHAIR

FEATURES

- SIZE: 20" X 63.5"
- LOUNGER CHAIR
- POWDER COATED STEEL FRAME
- TEXTILINE MESH
- ADJUSTABLE PADDED HEADREST
- ADJUSTABLE LOCKING POSITION
- AVAILABLE COLORS: BLACK, BLUE, BROWN, GREEN

Q-0-LOUNGE-SS

STARS & STRIPES LOUNGE CHAIR

FEATURES

- SIZE: 21.5" X 62.5"
- STARS AND STRIPES PRINT LOUNGE CHAIR
- POWDER COATED STEEL FRAME
- TEXTILINE MESH
- PADDED HEADREST
- ADJUSTABLE PADDED HEADREST
- ADJUSTABLE LOCKING POSITION



Q-0-LOUNGE-CAMO CAMO PRINT LOUNGE CHAIR

FEATURES

- SIZE: 21.5" X 62.5"
- CAMO PRINT LOUNGE CHAIR
- POWDER COATED STEEL FRAME
- DURABLE PADDED OXFORD
- PADDED HEADREST
- ADJUSTABLE LOCKING POSITION
- AVAILABLE COLORS: BURLY CAMO, PINK CAMO



Q-0-LOUNGE-MESH 2-TONE MESH LOUNGE CHAIR

FEATURES

- SIZE: 20.5" X 64.5"
- RECTANGLE FRAME
- POWDER COATED STEEL FRAME
- PADDED MESH BODY
- LARGE ARM RESTS
- ADJUSTABLE PILLOW
- ADJUSTABLE LOCKING POSITION
- AVAILABLE COLORS: BRONZE/BROWN, GREEN/BLUE



Q-0-XL-LOUNGE JUMBO LOUNGE CHAIR

FEATURES

- SIZE: 24" X 64.5"
- RECTANGLE FRAME EXTRA LARGE LOUNGER
- POWDER COATED STEEL FRAME
- WOODEN ARM RESTS
- ADJUSTABLE PILLOW
- ADJUSTABLE LOCKING POSITION
- 2 TONE TEXTILINE MESH



Q-ROCKER ROCKING LOUNGE CHAIR

FEATURES

- SIZE: 21.5" X 18" X 43"
- ROCKING CHAIR
- POWDER COATED STEEL FRAME
- DURABLE OXFORD FABRIC
- ADJUSTABLE PILLOW
- EASY TO STOW AND STORE
- AVAILABLE COLORS: BLUE, RED, GREY



Q-0-LOUNGE-BED LOUNGER BED

FEATURES

- SIZE: 70" X 25.5" X 39"
- CONVERTS FROM LOUNGE CHAIR TO BED
- POWDER COATED STEEL FRAME
- LARGE ARM RESTS
- ADJUSTABLE PILLOW



Q-0-TABLE ZERO GRAVITY TABLE

FEATURES

- SIZE: 20" X 20" X 19.5"
- LOUNGE TABLE
- POWDER COATED STEEL FRAME
- TEXTILINE MESH
- INCLUDES 2 CUP HOLDERS
- AVAILABLE COLORS: BLACK, BLUE, BROWN, GREEN



CK-161-STEEL STEEL BUCKET CHAIR

FEATURES

- SIZE: 24" X 21.5" X 26"
- COLLAPSIBLE CHAIR
- SOLID STEEL FRAME
- MESH PANEL FOR COOLING AIR FLOW
- SINGLE SHOCK-CORDED POLE STRUCTURE FOR EASY SETUP
- EASILY COMPACTS TO 4.5" X 14" X 5" INCHES FOLDED
- EASY TRANSPORT

CK-161-ALUMI ALUMINUM BUCKET CHAIR

FEATURES

- SIZE: 13" X 22" X 26"
- COLLAPSIBLE CHAIR
- STURDY ALUMINUM FRAME
- MESH PANEL FOR COOLING AIR FLOW
- SINGLE SHOCK-CORDED POLE STRUCTURE FOR EASY SETUP
- EASILY COMPACTS TO 4.5" X 14" X 5" INCHES FOLDED
- EASY TRANSPORT

CK-161-HB HIGH BACK BUCKET CHAIR

FEATURES

- SIZE: 24" X 21.5" X 26"
- COLLAPSIBLE CHAIR
- SOLID STEEL FRAME
- MESH PANEL FOR COOLING AIR FLOW
- SINGLE SHOCK-CORDED POLE STRUCTURE FOR EASY SETUP
- EASILY COMPACTS TO 4.5" X 14" X 5" INCHES FOLDED
- EASY TRANSPORT



Q-LOW-CHAIR

LOW SEAT FOLDING CHAIR

FEATURES

- SIZE: 27" X 26" X 21"
- LOW SEAT PROVIDES OFF-GROUND COMFORT
- FOLDS DOWN FLAT FOR EASY STORAGE
- DURABLE STEEL FRAME
- COMPACT SIZE FOR EASY TRAVEL

Q-KERMIT-LOW

KERMIT CHAIR

FEATURES

- SIZE: 21.5" x 21.5" x 24.4"
- SEAT FROM GROUND: 12"
- STURDY STEEL TUBE FRAME
- 600D OXFORD FABRIC
- WEIGHT: 6 lbs

Q-KERMIT-HIGH

KERMIT CHAIR

FEATURES

- SIZE: 21.5" x 21.5" x 31"
- SEAT FROM GROUND: 15.5"
- STURDY STEEL TUBE FRAME
- 600D OXFORD FABRIC
- WEIGHT: 6 lbs



Q-BEACH BEACH CHAIR

FEATURES

- SIZE: 21.25" x 20.5" x 25.2
- OXFORD FABRIC
- 25mm STEEL TUBE
- PATTERN PRINT DESIGN



Q-STOOL

4-LEG FOLDING STOOL

FEATURES

- SIZE: 16" X 12.5" X 12"
- RUGGED 600 DENIER POLY
- INCLUDES STORAGE BAG WITH CARRY STRAPS
- AVAILABLE COLORS: BLUE, BLACK, GREEN, BURLY CAMO



Q-SWIVEL

SWIVEL STOOL

FEATURES

- SIZE: 14" X 13" X 16"
- SWIVELS 360°
- 3-LEG STOOL
- FOLDS DOWN COMPACT
- INCLUDES STORAGE BAG WITH CARRY STRAPS
- AVAILABLE COLORS: BLACK, BURLY CAMO



Q-STOOL-SCOPE

TELESCOPE STOOL

FEATURES

- EXTENDS UP TO 17.7 INCHES
- 9.8" DIAMETER SEAT
- COLLAPSIBLE TO 2.5"
- ~395 WEIGHT CAPACITY
- ADJUSTABLE HEIGHT WITH SNAP AND LOCK JOINTS
- ANTI-SLIP BASE
- STURDY, DURABLE PLASTIC



Q-SWIVEL-RND-SEAT SWIVEL ROUND CHAIR

FEATURES

- POLYESTER BODY
- STEEL FRAME
- 360 DEGREE
- ROUNDED PADDED SEAT
- EASY TO CARRY



Q-SWIVEL-BACKREST SWIVEL CHAIR W/ BACK

FEATURES

- SIZE: 14" X 16" X 31"
- SWIVEL CHAIR
- PADDED BACK REST
- CUSHIONED SEAT
- SWIVELS 360°
- EASY TO FOLD & STORE
- AVAILABLE COLORS: BLACK, BURLY CAMO



Q-SWIVEL-H-BACKREST SWIVEL BLIND CHAIR

FEATURES

- ADJUSTABLE HEIGHT (UP/DOWN FUNCTION)
- FULL 360 DEGREE ROTATION
- ADJUSTABLE LEGS & FEET
- POLYESTER BODY
- STEEL FRAME
- EASY TO CARRY



Q-TRI 3-LEG CAMPING CHAIR

FEATURES

- SIZE: 16.5" X 18" X 29"
- FOLDABLE CAMP CHAIR
- INCLUDES CARRY STRAP
- AVAILABLE COLORS: BLACK, BURLY CAMO



Q-STOOL-BACKREST FOLDING STOOL W/ BACK

FEATURES

- SIZE: 11" X 11" X 24"
- FOLDING CHAIR
- BACK REST
- EASY TO CARRY
- INCLUDES CARRY STRAP
- ZIPPER FRONT COMPARTMENT



Q-STADIUM STADIUM CHAIR

FEATURES

- SIZE: 16" X 16" X 16"
- FOLDABLE FOR EASY CARRY
- ARMS FOR EXTRA COMFORT
- REINFORCED METAL FRAME
- MESH BACKING




* CHAIR NOT INCLUDED

Q-UMB

UMBRELLA ATTACHMENT

FEATURES

- SIZE: 38" X 29"
- 360° ADJUSTABLE CLIP
- FLEXIBLE HANDLE
- STORES INTO COMPACT CARRY BAG
- CLIPS TO ANYTHING
- AVAILABLE COLORS: BLUE, GREY, RED
- *CHAIR NOT INCLUDED



Q-H-PAD

3-LEVEL HEATED CUSHION

FEATURES

- SIZE: 16" x 16" x 2"
- 3 LEVELS OF HEAT
- OPERATES WITH RECHARGEABLE USB POWER BANK (NOT INCLUDED)
- HEAT ACTIVATED BY POWER BUTTON
- RUGGED OXFORD FABRIC
- LIGHTWEIGHT FOR EASY PORTABILITY

TABLES



CK-151

ALUMINUM FOLDING TABLE

FEATURES

- SIZE: 26.7" X 18" X 15.7"
- FOLDS INTO COMPACT SIZE FOR EASY TRAVEL
- LIGHTWEIGHT, DURABLE, WATERPROOF SURFACE
- NO TOOLS REQUIRED
- DESIGNED TO FOLD OPEN WITH EASE
- CARRY BAG INCLUDED




CK-152

ALUMINUM SQUARE TABLE

FEATURES

- SIZE 27.5 in³ TABLE
- FOLDS INTO COMPACT SIZE FOR EASY TRAVEL
- 210D CARRY BAG
- TABLE PLATE: ALUMINUM
- DESIGNED TO FOLD OPEN WITH EASE



Q-TABLE-FOLD-4

4' FOLDABLE TABLE

FEATURES

- SIZE: 23.6" X 47.2" X 19.7"~29.1"
- FOLDS UP FOR EASY STORAGE AND CARRYING
- ADJUSTABLE HEIGHT FOR CONVENIENCE
- WEB HANDLE FOR EASY TRANSPORT
- DURABLE STEEL LEGS
- IMPACT RESISTANT



Q-TABLE-FOLD-6

6' FOLDABLE TABLE

FEATURES

- SIZE: 29" X 72" X 29"
- FOLDS UP FOR EASY STORAGE AND CARRYING
- LOCKING LEG MECHANISM
- WEB HANDLE FOR EASY TRANSPORT
- DURABLE STEEL LEGS
- IMPACT RESISTANT



Q-COT MILITARY COT

FEATURES

- SIZE: 28.5" X 16.5" X 77"
- REINFORCED FRAME
- 6 LEGS & REINFORCEMENT BARS
- EASY SET-UP
- STORAGE BAG INCLUDED
- AVAILABLE COLORS: GREEN, BURLY CAMO

Q-QF-COT COLLAPSIBLE COT

FEATURES

- SIZE: 25" X 73" X 15"
- 16MM STEEL TUBE FRAME
- POWDER COATED FRAME
- 600 DOUBLE POLYESTER FABRIC
- STORAGE BAG INCLUDED

Q-XXL-COT EXTRA LARGE COLLAPSIBLE COT

FEATURES

- SIZE: 85" X 39" X 22.5"
- WEIGHT CAPACITY: 500 LBS
- EASY VELCRO ASSEMBLY SYSTEM
- EXTRA LARGE SIZE FOR COMFORT
- STRONG 6 LEGS & CROSSBARS
- EASY SET-UP
- FOLDS COMPACT INTO INCLUDED STORAGE BAG



Q-WAGON WAGON

FEATURES

- SIZE: 35.5" X 19.5" X 13"
- COLLAPSIBLE FOR EASY STOW
- EXTENDABLE HANDLE
- MESH CUP HOLDERS
- AVAILABLE COLORS: BLUE, RED



Q-WAGON-OT ALL TERRAIN WAGON

FEATURES

- SIZE: 35.5" X 19.5" X 13"
- COLLAPSIBLE FOR EASY STOW
- OFF TERRAIN WHEELS
- EXTENDABLE HANDLE
- MESH CUP HOLDERS



GEAR BAGS





SIZE

2 LITER



WEIGHT



SIZE

2 LITER



WEIGHT



SIZE

2 LITER



WEIGHT



XHB-010 DROPLET HYDRATION

FEATURES

- 2 LITER HYDRATION BLADDER INCLUDED
- HOOK AND LOOP HYDRATION POUCH
- ELASTIC CROSS TOGGLE CORD
- LIGHTWEIGHT
- EASY TRAVEL

XHB-020 DESERT SPRINGS HYDRATION

FEATURES

- 2 LITER HYDRATION BLADDER INCLUDED
- SIDE MESH STUFF POCKETS
- FRONT ZIPPER COMPARTMENT
- PADDED SHOULDER STRAPS
- ADJUSTABLE STERNUM STRAPS
- AVAILABLE COLORS: BLACK, BLUE

XHB-030 TANK HYDRATION BAG

FEATURES

- 2 LITER HYDRATION BLADDER INCLUDED
- OUTER MESH UTILITY POCKET
- PADDED SHOULDER STRAPS
- ADJUSTABLE STERNUM STRAPS
- COMPRESSION STRAPS



SIZE

2 LITER



WEIGHT



SIZE

2 LITER



WEIGHT



SIZE

2 LITER



WEIGHT



XHB-049

ACTION-12 HYDRATION BAG

FEATURES

- 2 LITER HYDRATION BLADDER INCLUDED
- FRONT MESH COMPARTMENT
- PADDED SHOULDER STRAPS
- VENTILATION AIR FLOW BACK
- 3 ZIPPER COMPARTMENT
- AVAILABLE COLORS: BLUE, GREEN, ORANGE

XHB-050

PEAK HYDRATION

FEATURES

- 2 LITER HYDRATION BLADDER INCLUDED
- DURABLE RIPSTOP SHELL FABRIC
- ADJUSTABLE SHOULDER STRAPS
- MESH PADDED BACK
- 6 ACCESSORY POCKETS
- EXPANDING MAIN COMPARTMENT
- REFLECTIVE SAFETY DAISY CHAIN
- AVAILABLE COLORS: BLACK, BLUE

XHB-BDR

2 LITER BLADDER

FEATURES

- 2 LITER CAPACITY
- 3FT HYDRATION HOSE
- BITE VALVE SYSTEM
- WIDE MOUTH FULL CAP
- EASY TO FILL CAP HANDLE

**SIZE**

6.6 in x 4.3 in

**WEIGHT**

1.3 oz

AB-HIPBELT HIPBELT POCKET

FEATURES

- ADDS EXTRA STORAGE TO HIP BELT
- ATTACHES DIRECTLY TO ANY HIPBELT STRAP
- ZIPPERED CLOSURE
- FITS MOST HIPBELTS / WAIST STRAPS

**SIZE**

18 LITER

**WEIGHT**

17 oz

AB-KIDS KIDS DAY PACK

FEATURES

- SIZED FOR KIDS
- PADDED HIPBELT FOR EXTRA COMFORT
- HYDRATION BLADDER COMPATIBLE
- MULTIPLE COMPARTMENTS
- REFLECTIVE COMPONENTS FOR EXTRA SAFETY
- AVAILABLE COLORS: BLUE, RED

**SIZE**

22 LITER

**WEIGHT**

13 oz

AB-0722 FLASH PACK

FEATURES

- ULTRALIGHT AND COMFORTABLE
- HYDRATION COMPATIBLE
- WAISTBELT AND STERNUM STRAP
- STASH SIDE POCKETS HOLD WATER BOTTLES AND OTHER TRAIL ESSENTIALS
- PADDED BACK FOR COMFORT
- AVAILABLE COLORS: BLUE, BLACK, RED

**SIZE**

25 LITER

**WEIGHT**

2.7 lbs

**SIZE**

40 LITER

**WEIGHT**

3.6 lbs

**SIZE**

40 LITER

**WEIGHT**

3 lbs

AB-0752 DISCOVERY

FEATURES

- 2 ZIPPERED POCKETS
- 2 SIDE MESH POCKETS
- ADJUSTABLE SHOULDER STRAPS
- ADJUSTABLE WAIST BELT
- BUILT IN RAIN COVER
- PADDED MESH BACK

AB-0712 ZION FRAME PACK

FEATURES

- 4 ZIPPER POCKETS
- HYDRATION COMPATIBLE
- EXTENDABLE BOTTLE POCKETS
- MESH SUSPENSION SYSTEM
- VENTILATION MESH BACK & SHOULDER STRAPS
- AVAILABLE COLORS: BLUE, GREEN, BLACK

AB-0759 TAHOE FRAME PACK

FEATURES

- TOP AND BOTTOM ZIPPERED ENTRY
- 2 SIDE MESH POCKETS
- ADJUSTABLE PADDED SHOULDER STRAPS
- ADJUSTABLE WAIST BELT
- BUILT IN RAIN COVER
- TRAMPOLINE VENTED MESH BACK
- H2O BLADDER INCLUDED

**SIZE**

60 LITER

**WEIGHT**

4.2 lbs

AB-0747 GLACIER FRAME PACK

FEATURES

- ADJUSTABLE FRAME SYSTEM
- STOW-A-WAY RAIN COVER
- DUAL-ENTRY COMPARTMENT
- PADDED HIP BELT
- VENTILATION MESH BACK & SHOULDER STRAPS
- AVAILABLE COLORS: GREEN, BLACK, ORANGE

**SIZE**

70 INTERNAL + 15

**WEIGHT**

5.1 lbs

AB-0750 LONG HAUL

FEATURES

- 55 L FRAME HYDRATION PACK
- 15L DETACHABLE PACK
- 2L BLADDER INCLUDED
- WATERTIGHT ZIPPERS
- PADDED HIPBELT W/ ACCESSORY POCKETS
- ADJUSTABLE SHOULDER STRAP POSITION
- RAIN COVER

**XDB-650****XDB-951****XDB-953****XDB-952****XDB-954****THE FLEET SERIES****FEATURES**

- RUGGED 600 DENIER PVC SHELL
- SHOULDER STRAP
- SWIVEL BUCKLES
- ZIPPERED ACCESSORY POCKET
- PACKS INTO ZIPPERED STORAGE BAG

	SIZE
XDB-650	18 in x 10 in
XDB-951	24 in x 12 in
XDB-952	30 in x 14 in
XDB-953	36 in x 14 in
XDB-954	42 in x 14 in

AB-4436**AB-4437****AB-4438****EXPEDITION SERIES****FEATURES**

- TARPAULIN BODY
- 1680D POLYESTER BOTTOM
- LINED INTERIOR WITH POCKETS
- SELF-REPAIRING COIL ZIPPER
- TOP DOUBLE ZIPPER ACCESS

	SIZE
AB-4436	42 LITER
AB-4437	70 LITER
AB-4438	95 LITER
COMBO	12PK: 4 OF EACH

DB-15**DB-25****DB-35****WATERPROOF DRY BAG****FEATURES**

- LIGHTWEIGHT TPU FABRIC
- WINDOW
- 3 SIZES AVAILABLE

	SIZE
DB-15	15 LITER
DB-25	25 LITER
DB-35	35 LITER



AB-4435

MEDIUM DRY DUFFLE BAG

FEATURES

- RF WELDED DOUBLE COATED FABRIC
- CRACK, CHEMICAL & ABRASION RESISTANT
- COMPRESSION STRAPS
- NEOPRENE PADDED HANDLE
- ADJUSTABLE & REMOVABLE SHOULDER STRAP



SIZE

35 LITER

AB-4460

LARGE DRY DUFFLE BAG

FEATURES

- RF WELDED DOUBLE COATED FABRIC
- CRACK, CHEMICAL & ABRASION RESISTANT
- COMPRESSION STRAPS
- NEOPRENE PADDED HANDLE
- ADJUSTABLE & REMOVABLE SHOULDER STRAP



SIZE

60 LITER

**SIZE**

19 in x 9 in x 4 in

**SIZE**

8 in x 12 in x 6 in

**SIZE**

19 in x 11 in x 8 in

TB-010

3 LITER TACTICAL H²O PACK

FEATURES

- 3 LITER H₂O BLADDER INCLUDED
- AIR COOL MESH PADDED BACK PANEL
- 1000 DENIER COVER
- WIDE MOUTH OPENING
- INSULATED HYDRATION TUBE
- AVAILABLE COLORS: BLACK, OLIVE, TAN

TB-411

SLING BAG

FEATURES

- MOLLE WEBBING COMPATIBLE
- PADDED CARRY HANDLE
- MAIN PADDED SHOULDER STRAP W/ QR BUCKLES
- SNAP CLOSURE CONCEALED CARRY SLEEVE ON BACK SIDE
- AVAILABLE COLORS: BLACK, OD GREEN, COYOTE

TB-500

2 LITER TACTICAL H²O PACK

FEATURES

- 2 LITER H₂O BLADDER INCLUDED
- PADDED SHOULDER STRAPS
- 1000 DENIER COVER
- 2 ACCESSORY POCKETS
- EXTERIOR MESH STORAGE POUCH
- AVAILABLE COLORS: BLACK, OLIVE, TAN

**SIZE**

19 in x 12 in x 10 in

TB-511

MEDIUM TRANSPORT

FEATURES

- MOLLE SYSTEM TACTICAL BACKPACK
- 1000 DENIER COVER
- EXPANSION AND COMPRESSION CAPABILITY
- "Y" STRAP SYSTEM ALLOWS FOR EXTRA CARRYING
- AIR COOL MESH PADDED BACK PANEL
- ZIPPER FRONT POCKETS WITH ZIPPER PULL
- PADDED SHOULDER STRAPS
- AVAILABLE COLORS: BLACK, OLIVE, TAN

**SIZE**

16 in x 12 in x 7 in

TB-711

TACTICAL DAY PACK

FEATURES

- HYDRATION COMPATIBLE
- 600 DENIER POLYESTER
- MULTIPLE COMPARTMENTS
- MOLLE WEBBING
- PADDED SHOULDER PADS

**SIZE**

26 in x 13 in x 11.5 in

TB-621

TACTICAL DUFFLE

FEATURES

- MOLLE SYSTEM CONVERTIBLE TRAVELER TACTICAL DUFFLE
- HIDEAWAY/ REMOVABLE PADDED SHOULDER STRAP
- FOAM PADDED BOTTOM (BACK)
- PADDED HANDLE
- 1000 DENIER COVER
- ZIPPERED TOP ACCESS AND MULTI-COMPARTMENTS
- AVAILABLE COLORS: BLACK, TAN

**SIZE**

22 in x 17 in x 11 in

TB-880

LARGE 3-DAY PACK

FEATURES

- INTERNAL COMPRESSION STRAPS
- CONTOUR PADDED BACK PANELS
- 1000 DENIER COVER
- ZIPPER FRONT POCKETS
- PADDED SHOULDER STRAPS
- AVAILABLE COLORS: BLACK, OLIVE, TAN



COOLERS



SIZE

15 LITER



CAN CAPACITY

12 CAN

SSP-12

BUDDY COOLER

FEATURES

- 11" x 10" x 7.5"
- HOLDS ICE FOR 12 HOURS
- RF WELDED SEAMS, DOUBLE LAMINATION
- PADDED SHOULDER STRAP
- SMALLER SIZED FOR EASY TRAVEL
- AVAILABLE COLORS: GREY, CAMO





SIZE

30 LITER



CAN CAPACITY

24 CAN



SIZE

30 + 15 LITER



CAN CAPACITY

24 + 12 CAN



SIZE

11.5 IN X 13 IN X 9 IN



CAN CAPACITY

24 CAN

SSP-30L-COOL GLACIER COOLER

FEATURES

- 14" x 12" x 17.5"
- HOLDS ICE FOR 12 HOURS
- INTERIOR FOOD GRADE LINING
- PADDED SHOULDER STRAPS
- HIGH FREQUENCY WELDED SEAMS, DOUBLE LAMINATION
- ZIPPERED ACCESSORY POCKET
- AVAILABLE COLORS: GREY, CAMO

SSP-COMBO GLACIER + BUDDY COOLERS

FEATURES

- SSP-30L-COOL & SSP-12 COOLER COMBO
- HOLDS ICE FOR 12 HOURS
- TOTAL 45 LITER, 36 CAN CAPACITY
- PADDED SHOULDER STRAP
- AVAILABLE COLORS: GREY, CAMO

SSP-SPEAKER COOLER SPEAKER COOLER

FEATURES

- BUILT IN SPEAKERS
- TRAVEL SIZED COOLER
- PADDED SHOULDER STRAPS
- SIDE MESH COMPARTMENT
- FRONT ZIPPERED COMPARTMENT



CAN CAPACITY



SIZE

20 LITER



CAN CAPACITY

30 CAN

SSP-10-COOL PARTY TOTE

FEATURES

- MOLLE SYSTEM TACTICAL BACKPACK
- 1000 DENIER COVER
- EXPANSION & COMPRESSION CAPABILITY
- "Y" STRAP SYSTEM ALLOWS FOR EXTRA CARRYING
- AIR COOL MESH PADDED BACK PANEL
- ZIPPER FRONT POCKETS W/ ZIPPER PULL
- PADDED SHOULDER STRAPS

7 ACCESSORIES INCLUDED:

- 1) 9" PS PLATE: 2 PCS
- 2) 605 STAINLESS STEEL KNIFE: 2 PCS
- 3) PS WINEGLASS: 2 PCS
- 4) 605 STAINLESS STEEL FORK: 2 PCS
- 5) 605 STAINLESS STEEL SPOON: 2 PCS
- 6) COTTON NAPKIN: 2 PCS



SIZE

17" x 12" x 7"



CAN CAPACITY

30 CAN

SSP-11-PICNIC PICNIC BACKPACK

FEATURES

- SYNTHETIC LEATHER DECORATION
- FRONT CUTLERY COMPARTMENT
- LARGE BACK FOOD COMPARTMENT
- 1 INSULATED DETACHABLE WINE BOTTLE HOLDER
- 1 ROLLED PICNIC BLANKET
- 6 DIFFERENT ACCESSORIES INCLUDED (SEE ABOVE)



SIZE

20 LITER



CAN CAPACITY

12 CAN

DB-20L-COOL ICE COOLER BAG

FEATURES

- INSULATED DRY BAG COOLER
- 16 in x 15 in
- PEVA LINING
- RF WELDED SEAMS
- PADDED SHOULDER STRAPS
- LEAK PROOF



SIZE

18 LITER



CAN CAPACITY

24 CAN

SSP-25-COOL MALIBU COOLER

FEATURES

- 18.5" X 15" X 6" // INSULATED COOLER BACKPACK
- DURABLE PVC TARPULIN SHELL FABRIC
- DOUBLE CLOSURE, HOOK AND LOOP AND ROLL
- ACCESSORY ZIPPERED POCKET
- PADDED MESH BACK PANEL
- NO SWEAT EXTERIOR
- EXTRA THICK INSULATION FOR MAXIMUM EFFECT

**SIZE**

15 LITER

**CAN CAPACITY**

28 CAN

**SIZE**

20 LITER

**CAN CAPACITY**

32 CAN

SS-15L-COOL FAIRBANKS TOTE

FEATURES

- 18" X 10" X 12"
- WATERPROOF ZIPPERS
- PADDED SHOULDER STRAP
- FLIP TOP & HEAVY DUTY HANDLES
- HOLDS ICE FOR 24 HOURS
- LEAK PROOF
- NO SWEAT EXTERIOR
- RF WELDED SEAMS, DOUBLE LAMINATION
- AVAILABLE COLORS: GREY, CAMO

SS-20L-COOL FAIRBANKS COOLER


FEATURES

- 14" X 13" X 14"
- WATERPROOF ZIPPERS
- PADDED SHOULDER STRAP
- FLIP TOP & HEAVY DUTY HANDLES
- HOLDS ICE FOR 24 HOURS
- LEAK PROOF
- NO SWEAT EXTERIOR
- RF WELDED SEAMS, DOUBLE LAMINATION
- AVAILABLE COLORS: GREY, CAMO





WATER-RESISTANT PEVA BACKING



FM-30 PICNIC BLANKET

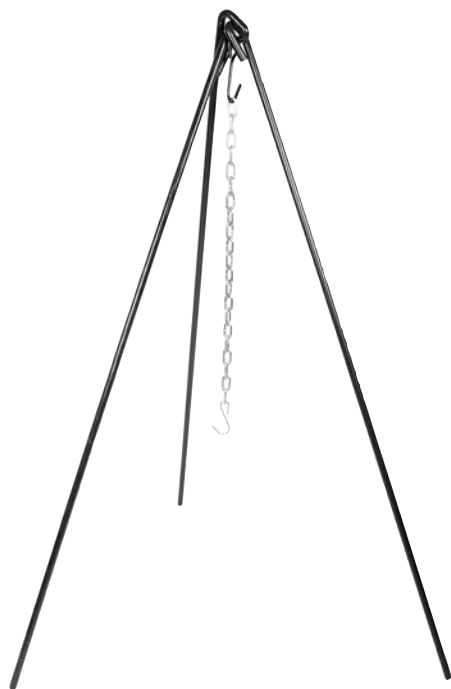
FEATURES

- SIZE: 59" X 53"
- SOFT & COMFORTABLE COTTON FEEL (POLY) PLAID
- WATER-RESISTANT PEVA BACKING
- BUILT IN CARRY STRAPS
- LIGHTWEIGHT: ONLY 1.4 LBS

FEATURES



CAST IRON



DO-TRI

CAST IRON TRIPOD



SIZE

43 INCHES





DUTCH OVENS

DO-2

2.5 QUART

DO-4

4 QUART

DO-6

6 QUART

DO-9

9 QUART

DO-12

12 QUART

DO-20

20 QUART

**AVAILABLE TREATED*

DO-T-4

4 QUART

DO-T-6

6 QUART

DO-T-9

9 QUART

DO-T-12

12 QUART

DO-T-20

20 QUART

DO-LFT

17 INCH OVEN LID LIFTER





SKILLETS

DO-SK-6

6 INCH

DO-SK-8

8 INCH

DO-SK-10.5

10.5 INCH

DO-SK-12

12 INCH

DO-SK-15.5

15.5 INCH

**AVAILABLE TREATED*

DO-T-SK-6

6 INCH

DO-T-SK-8

8 INCH

DO-T-SK-12

12 INCH

DO-T-SK-10.5

10.5 INCH

DO-T-SK-15.5

15.5 INCH





WOKS

DO-WOK-I

13 INCH

**AVAILABLE TREATED*

DO-T-WOK-I

13 INCH



DO-WOK-II

16 INCH

**AVAILABLE TREATED*

DO-T-WOK-II

16 INCH

**DO-GR14**

14 INCH ROUND GRIDDLE

AVAILABLE TREATED*DO-T-GR14****DO-GR21**

21" X 9" DOUBLE SIDED GRIDDLE

AVAILABLE TREATED*DO-T-GR21****DO-HDSTK**

39 INCH HOT DOG/MARSHMALLOW STICK

**687 ANITA ST.
CHULA VISTA, CA 91911**

**(619) 231-4800
TOLL FREE (800) 848-9848
FAX (619) 231-1717**

worldfamoussports.com