


☐


I'm not robot


reCAPTCHA

I'm not robot!

How do i cite an article in apa format

How to cite in apa format for an article.

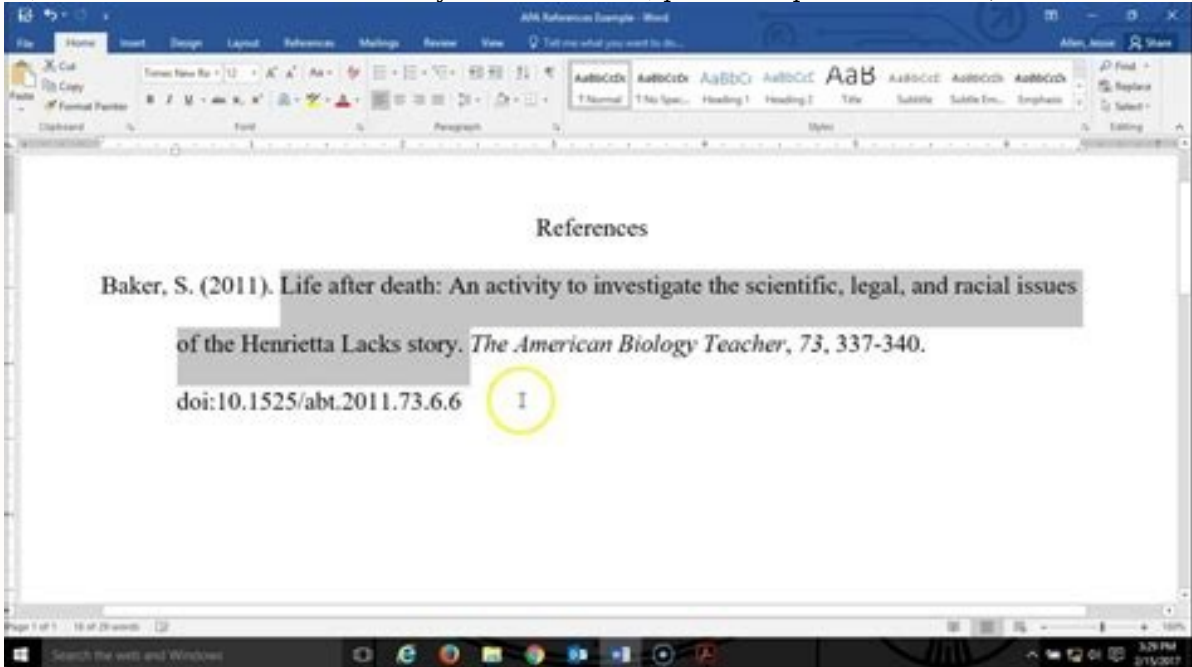


How do i cite an internet article in apa format. How do i cite an article from a website in apa format. How do i cite an article in apa format with no author. How do i cite an article in apa format in text. How do you cite an article in apa style.

Resources on using in-text citations in APA style Resources on writing an APA style reference list, including citation formats APA Style is widely used by students, researchers, and professionals in the social and behavioral sciences. Scribbr's APA Citation Generator automatically generates accurate references and in-text citations for free. This citation guide outlines the most important citation guidelines from the 7th edition APA Publication Manual (2020). Scribbr also offers free guides for the older APA 6th edition, MLA Style, and Chicago Style. Generate accurate APA citations with Scribbr APA in-text citations The basics In-text citations are brief references in the running text that direct readers to the reference entry at the end of the paper.



For example, they every time you quote or paraphrase someone else's ideas or words to avoid plagiarism. An APA in-text citation consists of the author's last name and the year of publication (also known as the author-date system). If you're citing a specific part of a source, you should also include a locator such as a page number or timestamp. For instance: (Smith, 2020, p. 170). Parenthetical vs. narrative citation The in-text citation can take two forms: parenthetical and narrative. Both types are generated automatically when citing a source with Scribbr's APA Citation Generator. Parenthetical citation: According to new research ... (Smith, 2020). Narrative citation: Smith (2020) notes that ... Multiple authors and corporate authors The in-text citation changes slightly when a source has multiple authors or an organization as an author. Pay attention to punctuation and the use of the ampersand (&) symbol. Author type Parenthetical citation Narrative citation One author (Smith, 2020) Smith (2020) Two authors (Smith & Jones, 2020) Smith and Jones (2020) Three or more authors (Smith et al., 2020) Smith et al. (2020) Organization (Scribbr, 2020) Scribbr (2020) Missing information When the author, publication date or locator is unknown, take the steps outlined below. Missing element What to do Parenthetical citation Author Use the source title. * (Source Title, 2020) Date Write "n.d." for "no date". (Smith, n.d.) Page number Either use an alternative locator or omit the page number. (Smith, 2020, Chapter 3) or (Smith, 2020) *Format the title in the same way as in the corresponding reference entry (either italicized or, if the title in the reference entry is not italicized, placed in quotation marks).



Use title case capitalization. For court cases, use italics in the in-text citation but not in the reference entry. APA references generally include information about the author, publication date, title, and source. Depending on the type of source, you may have to include extra information that helps your reader locate the source. Reference examples Citing a source starts with choosing the correct reference format. Use Scribbr's Citation Example Generator to learn more about the format for the most common source types. Pay close attention to punctuation, capitalization, and italicization. Generate APA citations for free It is not uncommon for certain information to be unknown or missing, especially with sources found online. In these cases, the reference is slightly adjusted. Missing element What to do Reference format Author Start the reference entry with the source title. Title. (Date). Source. Date Write "n.d." for "no date". Author. (n.d.). Title. Source. Title Describe the work in square brackets. Author. (Date). [Description]. Source. The AI-powered Citation Checker helps you avoid common mistakes such as: Missing commas and periods Incorrect usage of "et al." Ampersands (&) in narrative citations Missing reference entries Learn more Formatting the APA reference page The basics On the reference page, you list all the sources that you've cited throughout your paper.




The page right after the main body and before any appendices. On the first line of the page, write the section label "References" (in bold and centered). On the second line, start listing your references in alphabetical order. Apply these formatting guidelines to the APA reference page: Double spacing (within and between references) Hanging indent of ½ inch Legible font (e.g., Times New Roman 12 or Arial 11) Page number in the top right header Which sources to include On the reference page, you only include sources that you have cited in the text (with an in-text citation). You should not include references to personal communications that your reader can't access (e.g., emails, phone conversations or private online material). Free lecture slides Are you a teacher or professor looking to introduce your students to APA Style? Download our free introductory lecture slides, available for Google Slides and Microsoft PowerPoint. Open Google SlidesDownload PowerPoint Frequently asked questions How do I cite a source with no page numbers in APA Style? When you quote or paraphrase a specific passage from a source, you need to indicate the location of the passage in your APA in-text citation. If there are no page numbers (e.g., when citing a website) but the text is long, you can instead use section headings, paragraph numbers, or a combination of those: (Caulfield, 2019, Linking section, para. 1). Section headings can be shortened if necessary. Kindle location numbers should not be used in ebook citations, as they are unreliable. If you are referring to the source as a whole, it's not necessary to include a page number or other marker. This article reflects the APA 7th edition guidelines. Click here for APA 6th edition guidelines. An APA Style citation for a journal article includes the author's name(s), publication year, article title, journal name, volume and issue number, page range of the article, and a DOI (if available). Use the buttons below to explore the format. Generate accurate APA citations with Scribbr Basic format for an APA journal citation The article title should appear in plain text, and in case, use the journal name (italicized) and issue number (parenthesized). Example: Smith, J. (2018). The impact of climate change on global biodiversity. *Journal of Environmental Science*, 45(3), 1-10. In-text citation: (Smith, 2018; Smith, 2018, p. 1; Smith, 2018, pp. 1-10). Information about a culture A Journal of Culture, 41(4), 1-10. In-text citation: (Mounier, 2012; Mounier, 2012, p. 1; Mounier, 2012, pp. 1-10). Linking to online journal articles A DOI should always be included where available. Some databases do not list one, but you may still find one by looking for the same article on another database. You don't need to include the name of the database in your citation. If no DOI is available and the article was accessed through a database, do not include a URL. If the article is not from a database, but from another website (e.g., the journal's own website), you should ideally use a stable URL: this is often provided under a "share" button. Otherwise, copy the URL from your browser's address bar. Citing unpublished journal articles When citing from an article that has not yet been formally published, the format varies depending on whether or not it has already been submitted to a journal.



Note that different formats are used for unpublished dissertations and raw data. Unpublished article The text of an article which has not yet appeared online or in publication (i.e. which is only available directly from the author) should be cited as an “Unpublished manuscript.” The title is italicized and information about the author’s university is included if available: APA format Last name, Initials. (Year).
Article title [Unpublished manuscript]. Department Name, University Name. APA reference entry Smith, J. M., & Davis, H. (2019). Language acquisition among autistic children [Unpublished manuscript]. Department of Psychology, University of Notre Dame. APA in-text citation (Smith & Davis, 2019) An article that has been submitted to a journal but not yet accepted is cited as a “Manuscript submitted for publication.” The title is italicized, and the name of the journal to which it was submitted is not included: APA format Last name, Initials. (Year). Article title [Manuscript submitted for publication]. Department Name, University Name. APA reference entry Smith, J. M., & Davis, H. (2019). Language acquisition among autistic children [Manuscript submitted for publication]. Department of Psychology, University of Notre Dame. APA in-text citation (Smith & Davis, 2019) Article in press An article that has been submitted and accepted for publication in a journal is cited as “in press.” Here, the name of the journal is included, university information is omitted, and “in press” is written in place of the year (both in the reference list and the in-text citation): APA format Last name, Initials. (in press). Article title. Journal Name. APA reference entry Smith, J. M., & Davis, H. (in press). Language acquisition among autistic children. *Journal of Developmental Psychology*. APA in-text citation (Smith & Davis, in press) The AI-powered AI Citation Checker points out every error, tells you exactly what’s wrong, and explains how to fix it.
Say goodbye to losing marks on your assignment! Get started! Special issue of a journal If you want to cite a special issue of a journal rather than a regular article, the name(s) of the editor(s) and the title of the issue appear in place of the author’s name and article title: APA format Last name, Initials. (Ed. or Eds.). (Year). Title of issue [Special issue].

Journal Name, Volume(Issue).

APA reference entry Pollak, S. D., Camras, L. A., & Cole, P. M. (Eds.). (2019). New perspectives on the development of human emotion [Special issue]. *Developmental Psychology*, 55(9). APA in-text citation (Pollak et al., 2019) Note that if you want to cite an individual article from the special issue, it can just be cited in the basic format for journal articles. Frequently asked questions about APA Style citations When should I include a DOI or URL in an APA journal citation?

In an APA journal citation, if a DOI (digital object identifier) is available for an article, always include it. If an article has no DOI, and you accessed it through a database or in print, just omit the DOI. If an article has no DOI, and you accessed it through a website other than a database (for example, the journal's own website), include a URL linking to the article. How do I format a DOI in APA Style? Include the DOI at the very end of the APA reference entry. If you're using the 6th edition APA guidelines, the DOI is preceded by the label "doi:". In the 7th edition, the DOI is preceded by "  ". 6th edition: doi:10.1177/0894439316660340 7th edition: APA citation example (7th edition) Hawi, N. S., & Samaha, M. (2016). The relations among social media addiction, self-esteem, and life satisfaction in university students. *Social Science Computer Research*, 35(5), 576-586. How many authors do I include in an APA reference list entry? You may include up to 20 authors in a reference list entry. When an article has more than 20 authors, replace the names prior to the final listed author with an ellipsis, but do not omit the final author: Davis, Y., Smith, J., Caulfield, F., Pullman, H., Carlisle, J., Donahue, S. D., James, F., O'Donnell, K., Singh, J., Johnson, L., Streefkerk, R., McCombes, S., Corrieri, A., Valck, X., Baldwin, F. M., Lorde, J., Wardell, K., Lao, W., Yang, P., . . .

If you want to cite this source, you can copy and paste the citation or click the "Cite this Scribbr article" button to automatically add the citation to our free Citation Generator. Caulfield, J. (2022, June 17). How to Cite a Journal Article in APA Style | Format & Example. Scribbr. Retrieved June 19, 2023, from You have already voted. Thanks :-)