



CUSTOM MADE Matting For Every Environment



Branding & Custom Design • Recessed Well Matting • Anti-Fatigue Mats • Carpet Tile Trays
Entrance Mats & Tiles • Interior & Exterior mats • Soft Seating Area Rugs • Custom Area Rugs
Carpet Edge Finishing • Area Rug Underlays • Marine Carpet

PRODUCT CATALOGUE

Unique Benefits of the Hollen Industries System.....	3
Owning Vs. Renting.....	4
Branding & Custom Design.....	5

Indoor & Outdoor Matting

Cyrus 9000	6
Cyrus 4000.....	7
Cyrus 8000	8
Cyrus 8050	8
Cyrus 4050	9
Vinyl-Back Cocoa Matting	9

Indoor Matting

Cyrus 3000	10
3M™ Nomad 8850.....	11
Cyrus 2100	11
Cyrus 5500	12
Cyrus 7000	12

Anti-Fatigue Matting

Airsoft Plus	13
Competitor Series	13
Foam Fusion	13

Recessed Well Matting

Base Series 300	14
Base Series 700	14
Debris Trap	14
Debris Trap 4000	14
PediTred G4	15
PediTred G3	15
Pedimat M1	15
Carpet Tile Tray System	16
Soft Seating	17
How To: The Order Process	18
Sustainability.....	19

UNIQUE BENEFITS OF THE **HOLLEN SYSTEM**



CUSTOM MADE

Having a custom mat built to your needs means any size, shape, color combination or logo is possible. Enhance your brand or let our trained professionals create a special design for you. All of our entrance systems are designed to fit your facility's traffic pattern and aesthetics. Create a lasting first impression of your company's self awareness and attention to detail while creating a safe entry for every foot that comes through the doors.



ENVIRONMENTAL IMPACT

Our goal is to come up with the right combination of sustainable products with high recycled content. Adding more recycled content is always possible but often this is at the detriment of sustainability. We are committed to manufacturing sustainable products for the environment. Our systems have been known to last in excess of 10 years.

SAFETY

The patented Clothworks System guards against slips, falls and the risk of litigation. Our edging is 100% ADA compliant (meets ADA requirements for safety and wheelchair accessibility).

REDUCE MAINTENANCE COSTS

We offer a wide variety of matting products that can help reduce maintenance costs by up to 50%. Mats reduce maintenance by scraping the dirt, debris and water from shoes to prevent it from being carried into the building. This can also improve air quality.

PATENTED CONSTRUCTION

Years of research guarantees a higher standard that is rated the best in the industry.

BRANDING & CUSTOM DESIGN

Enhance the welcome and safety of your space.

A custom entryway system can be made to any size or shape, creating a timeless look and a great first impression in any facility.

Showcase your brand by adding your company logo or create a custom, one of a kind design to work with any decor style.

Choose from a wide variety of quality products to get your desired look without sacrificing function.



Functional Mats That Create a Lasting First Impression

With a custom entryway system tailor made to your needs, you can create a lasting first impression. A custom mat can include a brand or custom design and also be a custom shape to follow the building's natural traffic pattern. Not only will your mat look great, it will also help prevent slips and falls, keep your building clean and reduce maintenance costs.

Our State of the Art Technology

A world apart from the standard and ordinary surface-printed logos, Hollen Industries CNC technology creates logos with unparalleled detail and clarity. We CNC cut and heat weld your logo right into your custom designed Hollen Industries System. Our vast pallet of colour options ensures the integrity of your logo is captured.



OUTDOOR Matting Solutions

CYRUS 9000

Where to use: Entrance ways & vestibules in commercial, industrial and institutional buildings.

Environment: Outdoors directly exposed to the elements, harsh weather and indoors.

Made for: Heavy traffic areas.



- Easy to clean and maintain as it requires no drying time.
- Aggressive scraper matting designed to remove debris before it enters your building.
- Dense tufted design minimizes resistance of wheeled traffic.
- Drainage holes for water removal.
- Seaming and edging programs available.

Construction	Tufted cut pile
Face Style	Tufted Grass
Face Material	Polypropylene
Thickness	1/2 in. (12.5 mm)
Total Weight	2.32 kg./sq. m. (0.48 lbs./sq. ft.)
Warranty	Limited 1 year
Backing	Latex
Widths	1M & 2M

INDOOR • OUTDOOR Matting Solutions

CYRUS 4000

Where to use: Entrance ways, vestibules, lobbies and hallways.

Environment: Indoors & outdoors under cover, not directly exposed to the elements.

Perfect for: Heavy traffic areas & show-casing your logo.



STANDARD COLORS



LOGO COLORS



- Spike and skate resistant.
- Impervious to many chemicals such as caustic soda, chlorine, petroleum products, ice melters and salts.
- Permanently anti-static and has enhanced UV stability.
- Mold and mildew resistant and can be cleaned by vacuuming, hosing or hot water extraction.
- Holds approximately 7 liters or 1.85 gallons of water per sq. yd.
- Logo, seaming and edging programs available.

Construction	Needle punch loop pile
Face Style	Berber (Hobnail)
Face Material	Solution dyed UV stabilized ASOTA polypropylene fibers
Backing	EM natural-synthetic composite rubber
Widths	1M, 2M, 3M & 4M
Thickness	7/16 in.
Total Weight	2.91 kg./sq. yd. (0.60 lbs./sq. ft.)
Warranty	Limited 3 year

INDOOR • OUTDOOR Matting Solutions

CYRUS 8000

ULTIMATE PERFORMANCE WITH THE LOOK OF QUIET SOPHISTICATION

- Can be installed indoors as well as outdoors.
- Perfect for high traffic entranceway's, lobbies & hallways.
- Appearance of high-end carpet.
- Spike and skate resistant.
- Impervious to many chemicals such as caustic soda, chlorine, petroleum products, ice melters and salt.
- Available in rolls or custom cuts.
- Logo, seaming and edging programs available.



Construction	Needle punch loop pile
Face Style	Omni punch patterned needle felt
Face Material	Solution dyed UV stabilized ASOTA polypropylene fibers
Widths	1M, 2M, 3M & 4M
Backing	EM natural-synthetic composite rubber
Thickness	7/16 in.
Total Weight	2.82 kg./sq. yd. (0.58 lbs./sq. ft.)
Warranty	Limited 3 year



CYRUS 8050

IDEAL FOR THE DEMANDS OF MEDIUM TRAFFIC LOBBIES & VESTIBULES

- Can be installed indoors as well as outdoors in a sheltered area.
- Holds approximately 5.5 liters or 1.45 gallons of water per square yard.
- Permanently anti-static.
- Has enhanced UV stability.
- Mold and mildew resistant.
- CRI GLP Certified.

Construction	Needle punch
Face Style	Omni pattern
Face Material	Solution dyed UV stabilize ASOTA polypropylene fibers
Backing	EM natural-synthetic composite rubber
Thickness	3/8 in. (9.5 mm.)
Total Weight	2.16 kg./sq. m. (0.44 lbs./sq. ft.)
Warranty	1 year
Widths	1M, 2M, 3M & 4M




INDOOR • OUTDOOR Matting Solutions

CYRUS 4050

IDEAL FOR THE DEMANDS OF MEDIUM TO HIGH TRAFFIC AREAS

- Can be installed indoors as well as outdoors.
- Permanently anti-static and has enhanced UV stability.
- Mold and mildew resistant.
- Clean by vacuuming, hosing or hot water extraction.
- Holds approximately 5.5 liters or 1.45 gallons of water per sq. yd.
- Logo, seaming and edging programs available.
- Impervious to chemicals such as caustic soda, chlorine, petroleum products, ice melters & salt.

Construction	Needle punch
Face Style	Berber (Hobnail)
Face Material	Solution dyed UV stabilize ASOTA polypropylene fibers
Backing	EM natural-synthetic composite rubber
Thickness	3/8 in. (9.5 mm.)
Total Weight	2.16 kg./sq. m. (0.44 lbs./sq. ft.)
Warranty	Limited 1 year
Recycled Content	5%
Widths	1M, 2M, 3M & 4M




VINYL-BACK COCOA MATTING

THE BEST CHOICE FOR ENVIRONMENTALLY SENSITIVE AREAS

- 100% natural face fiber makes this mat your Eco-friendly option.
- The wear, tear and maximum absorption of dirt makes this product suitable for use in entrance hallways, corridors and other similar areas.
- Made to withstand medium duty traffic.
- Easily vacuumed or shaken to remove dirt and debris.
- Logo, seaming and edging programs available.

Face Material	100% hand spun coir yarns
Backing	Vinyl
Thickness	18mm (5/8 in.)
Warranty	Limited 1 year
Material Width	6'7"
Weight	13.5 lbs / sq. yd.



INDOOR Matting Solutions

CYRUS 3000

CYRUS 3000 OFFERS BOLD COLORS THAT MAKE A STATEMENT

- Unsurpassed dirt capture.
- Resistance to wear and crushing, even in high traffic areas.
- Logo, seaming and edging programs available.
- Stronghold backing available to grip hard surface floors and prevent your system from moving.
- The #1 choice of custom entry carpet for:
 - Shopping centers
 - Prestigious offices
 - Residential buildings



Construction	Tufted cut pile
Face Material	100% Investa™ Antron Legacy Type 6,6 Nylon
Edging	Available
Backing	100% vinyl composite non-aqueous polymer
Width	6'
Face Weight	28 oz./yd. sq.
Warranty	Limited 5 year


INDOOR Matting Solutions

3M™ NOMAD 8850

HEAVY TRAFFIC INDOOR ENTRYWAY CARPET MATTING

- Combination scraper and carpet matting.
- Crush-resistant polypropylene fibers scrape, remove and hide loose dirt.
- Small nylon fibers wick away water.
- Resists fading and staining.
- Will not stain floor by preventing dirt and moisture from falling through the mat onto the floor underneath.
- Low profile allows foot, cart and wheelchair traffic to move easily over the mat.
- Random pattern provides an attractive look and allows sand, salt and dirt to blend in until it can be removed.
- Perfect for vestibules, lobbies, reception desks and hallways.
- Logo, seaming and edging programs available.


Construction	Tufted loop pile
Face Style	Carpet (loop pile)
Face Material	Polypropylene nylon
Edging	Available
Backing	Vinyl (PVC)
Thickness	5/16 in. (8 mm.)
Total Weight	3.52 kg./sq. m. (0.72 lbs./sq.ft.)
Warranty	Limited 4 year
Widths	3', 4' & 6'



CYRUS 2100

A TOP PERFORMING INDOOR MAT

- Excellent dirt capture and water retention.
- Engineered for performance.
- Designed to allow dirt to fall to the base of the fiber for ease in vacuuming and cleaning.
- Logo, seaming and edging programs available.
- Stronghold backing available to grip hard surface floors and prevent your system from moving.



Construction	Tufted cut pile
Face Material	100% WearOn Type 6,6 Nylon
Warranty	Limited 5 year
Backing	100% vinyl composite
Width	2M
Face Weight	26 oz./yd. sq.


INDOOR Matting Solutions

CYRUS 5500

WEAR-RESISTANT, SLIP-RESISTANT AND EASY TO CLEAN MATTING PRODUCT

- Has the appearance of carpet.
- The strong dual fiber design provides effective multi-directional cleaning of footwear.
- This product is rated for use with casters chairs or on medium traffic commercial stairs.
- Perfect for lobbies, hallways, elevators, and medium traffic entrances.
- Logos, seaming and edging available.

Environment	Indoor
Surface	Wiper/scraper
Face Style	Level cut pile
Face Weight	980 g/m ² (29 oz/yd ²)
Face Material	Polyamide (pa6)
Face Construction	Tufted
Edging	Available
Backing	Vinyl (PVC)
Thickness	8.0 mm (5/16 in)
Roll Sizes	1M & 2M
Total Weight	3.56 kg/m ² (0.73 lb/ft ²)
Warranty	Limited 1 year




CYRUS 7000

GREAT FOR LIGHT TO MEDIUM TRAFFIC AREAS

- The elegant look of berber with multi-directional wiper/scraper effectiveness.
- Indoor matting option for lobby runners, in front of reception desks and hallways.
- Logo, seaming and edging programs available.



Construction	Needle punch loop pile, dual fiber
Face Style	Berber (hobnail)
Face Material	75% Polypropylene, 25% PET
Backing	Vinyl
Thickness	1/4 in. (6.5 mm.)
Total Weight	2.98 kg./sq. m. (0.61 lbs./sq. ft.)
Warranty	Limited 1 year
Widths	3', 4' & 6'




ANTI-FATIGUE Matting Solutions

AIRSOFT PLUS

DEEP VINYL FOAM CUSHIONING PROTECTS AGAINST IMPACT INJURIES AND PROVIDES COMFORT

- Economical and effective anti-fatigue matting.
- Boosts worker productivity and reduces chances of long term musculoskeletal disorders (MSDs).
- Made for light duty traffic.
- Perfect for cashiers, offices, work stations.


Construction	Vinyl (PVC) foam
Face Style	Pebbled
Surface	Solid top
Environment	Dry
Thickness	16mm (5/8 in)
Total Weight	4.80 kg/m ² (0.98 lb/ft ²)
Warranty	Limited 1 year
Roll Widths	2' x 60', 3' x 60', 4' x 60' - cuts available



COMPETITOR SERIES

ANTI-FATIGUE MAT THAT CAN HANDLE THE MOST PUNISHING INDUSTRIAL ENVIRONMENTS

- Extremely durable for heavy traffic.
- Easy to clean and maintain.
- Available in both linear interlocking and individual mats.
- Colors are standard black and grease resistant orange to cover from industrial shops to commercial kitchens.
- Perfect for kitchens, mechanic shops, manufacturing, oil and gas industry.




Construction	Rubber (natural/nitrile)
Face Style	Perforated
Surface	Open top
Thickness	22mm (7/8 in)
Total Weight	21.1 kg (46.4 lb)
Warranty	Standard: 3 yr Grease resistant: 5 yr
Recycled Content	15-22%
Individual Sizes	3' x 5'

FOAM FUSION

SLIP RESISTANT DIAMOND PLATE

- A diamond plate surface laminated to long lasting anti-fatigue PVC foam.
- Provides comfort for a full work day.
- Made for medium duty applications.
- Perfect for machine operating, assembly lines, work benches and warehouses.
- Comes with tapered edges.




Face Material	Vinyl (PVC)
Face Style	Diamond plate
Surface	Solid top
Thickness	16mm (5/8 in)
Total Weight	7.50 kg/m ² (1.54 lb/ft ²)
Warranty	1 year
Recycled Content	35%
Backing	Vinyl (PVC) foam
Roll Widths & Individual sizes	2', 3', & 4' / 2'x3' & 3'x4'

RECESSED WELL Matting Solutions

BASE SERIES 300

LIGHT TO MEDIUM TRAFFIC AREAS

- Dimensionally stable.
- Easy to roll-up for maintenance.
- Ideal for exterior and interior entryways, foyers, vestibules, etc.
- An economical barrier for mud, dirt and soil deposited by foot traffic.
- The mats feature aluminum hinged framework with cushioned supports at the bottom of each segment.



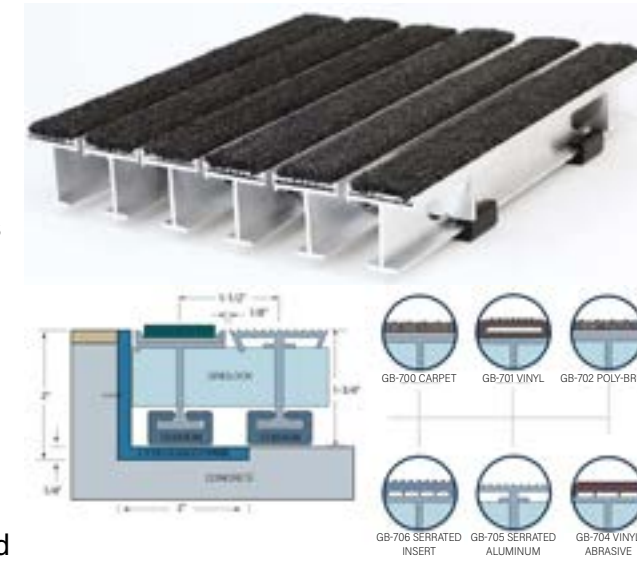
BASE MAT INSERTS



BASE SERIES 700

HEAVY TRAFFIC AREAS


- Our strongest entrance system.
- Strong 1-3/4 in. deep I-beam cross section.
- Ideal for indoor or outdoor and heavy foot and cart traffic.
- Versatile in most recessed well applications.
- An aluminum cross member gridlock keeps the grid in place while vinyl footers cushion foot and cart traffic.



DEBRIS TRAP

EASE OF INSTALLATION AND CUSTOMIZATION MAKES THIS HIGH PERFORMANCE PRODUCT YOUR CHOICE FOR RECESSED WELL APPLICATIONS

- Superior water and soil containment.
- Dimensionally stable.
- Easy to assemble and cost effective.
- Size: 11 5/8" x 17 5/8"
- Perfect for heavy traffic areas.
- Available in black & grey.



DEBRIS TRAP 4000

OUTSTANDING WATER AND SOIL CONTAINMENT OF RECESSED MATTING COUPLED WITH CYRUS 4000 INSERTS

- Allows dirt and moisture to fall below traffic level.
- Match inserts to your interior needs.
- Protection against costly dirt clean-up and moisture.
- Recessed/surface mount.
- Dividers available.
- Designed for 1/2 in. recessed wells.




RECESSED WELL Matting Solutions

PEDITRED G4

STRONG GRID HANDLES ROLLING LOADS UP TO 1,000 LB PER WHEEL


- Smooth rolling surface, solid feel underfoot.
- Grid rolls back for easy cleaning.
- PVC-free hinges and supports.
- 3/4" deep.
- Choose from six effective tread options.
- Available with a variety of frames, with or without drain pans.



PEDITRED G3

PERFECT FOR HIGH TRAFFIC ENTRANCES


- Easily incorporates into carpet, tile or surrounding floor finishes.
- 3- and 4-rail plank design rolls back for easy cleaning.
- 750 lb per wheel rolling load capacity.
- 1/2" deep.
- Smooth rolling surface, solid feel underfoot.
- Choose from six effective tread options.
- Available with a variety of frames, with or without drain pans.



PEDIMAT M1

QUIET AND HIGHLY EFFECTIVE AT STOPPING DIRT

- Strong, lightweight rails and aluminum hinge connectors offer maximum performance in high traffic areas.
- Incorporates into carpet, tile or surrounding floor finishes.
- 7/16" tread rails allow dirt and water to fall through
- Industry standard for architectural tread rail mats where the removal of dirt, snow and water is essential.
- Choose from six effective tread options.
- Sound absorbing cushions reduce noise.



INSERTS

7323 Castle Gray*	9321 Pewter
9330 Cocoa * †	9042 Tan
9183 Olive	7319 Hearty Moss
9313 Midnight	9184 Merlot
9301 Silverado	9303 Sandbar
9329 Soft Brown	9322 Slate
9316 Spruce	7324 Gunmetal
7325 Wrought Iron*	9305 Espresso *
7304 Sandstone	325 Graphite
9317 Fern	9327 Dry Brown
7312 Indigo	9332 Anthracite
POURED ABRASIVE INSERTS	
903 Sandstone	967 Autumn Green
900 Castle Gray	953 Twilight Blue
973 Loam	905 Wrought Iron
ABRASIVE TAPE INSERTS	
8404 Gray	8402 Brick Red
8403 Brown	8407 Indigo
8406 Safety Yellow	8401 Black
Rubber Insert	Serrated Aluminum


* Available in Exterior Brush Tread
 † Man made cocoa fibers only available for exterior applications.
 Due to the differences between monitors, the colors above may vary when specifying. Request color samples from Literature/Samples link at top of page.
 McCrann Cyrus Mfg reserves the right to make design changes or to withdraw any design without notice.

CARPET TILE TRAY SYSTEM

Create a area rug from carpet tiles using the Tray System

The Carpet Tile Tray system allows you to create an area rug or entry mat using carpet tiles without gluing the tiles to the floor, affording you the ability to relocate the rug without any damage to your existing flooring or to change tiles, as desired.

- Trays are 100% waterproof.
- Showcase your brand by adding your company logo or create a custom, one of a kind design to work with any decor style.
- The trays can be repositioned easily.
- Will not react to any floor and requires no cleanup upon removal.
- Allows implementation of unlimited selection of carpet tiles in many styles and colors.



TRAY EDGING:

- Edging complies with American Disability Act (ADA) requirements for general accessibility and safety.
- Available in 5 colors and two heights to accommodate most carpet tile selections.
- Made from flexible PVC, we use various types of plasticizers to meet specific needs, such as renewable non-phthalate.

FOR MORE DETAILS CONTACT:



Contact: Allen Palmer, President
Phone: 780-974-2700
Email: hollenindustries@gmail.com

www.hollenindustries.ca