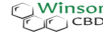


Certificate of Analysis


Sample:KN40403003-001
Harvest/Lot ID: 87D34E
Batch#: FS-2000mg - 3/24
Batch Date: 03/18/24
Sample Size Received: 10 ml
Retail Product Size: 30 ml
Ordered : 03/30/24
Sampled : 03/30/24
Completed: 04/05/24

PASSED
Page 1 of 5

Apr 05, 2024 | Winsor CBD
403 1ST AVE
Vinton, IA, 52349, US



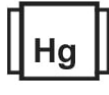
PRODUCT IMAGE



SAFETY RESULTS



Pesticides
PASSED



Heavy Metals
PASSED



Microbials
PASSED



Mycotoxins
PASSED



Residuals Solvents
PASSED



Filtration
PASSED



Water Activity
NOT TESTED



Moisture
NOT TESTED



Terpenes
NOT TESTED

MISC.



Potency

PASSED



Total THC
0.1779%



Total CBD
5.9616%



Total Cannabinoids
6.7647%

	CBDVA	CBDV	CBDA	CBGA	CBG	CBD	D9-THCV	D8-THCV	CBN	D9-THC	D8-THC	D10-THC	CBC	THCA
%	ND	0.0231	ND	ND	0.3885	5.9616	ND	ND	<0.01	0.1779	ND	ND	0.2136	<0.01
mg/ml	ND	0.2217	ND	ND	3.7296	57.2313	ND	ND	<0.096	1.7078	ND	ND	2.0505	<0.096
LOD	0.001	0.001	0.001	0.001	0.001	0.001	0.001	0.001	0.001	0.001	0.001	0.001	0.001	0.001
%	%	%	%	%	%	%	%	%	%	%	%	%	%	%

Analyzed by: 2990 Weight: 0.2061g Extraction date: 04/03/24 14:20:56 Extracted by: 2990

Analysis Method : SOP.T.30.031.TN & SOP.T.40.031.TN Expanded Measurement of Uncertainty: Flower Matrix d9-THC: ± 0.100, THCA: ± 0.124, TOTAL THC ± 0.112. These uncertainties represent an expanded uncertainty expressed at approximately the 95% confidence level using a coverage factor k=2 for a normal distribution.

Analytical Batch : KN004695POT Reviewed On : 04/04/24 14:50:27
Instrument Used : E-SHI-008 Batch Date : 04/03/24 08:57:22
Running on : N/A

Dilution : N/A
Reagent : 121823.02; 100422.02; 020624.02; 032724.R24; 040224.R01; 021224.03
Consumables : 301011028; 22/04/01; 3254282; 251760; 201123-058; 264305; 231201-059-A; 1008702218; 947.100; GD220016; 0000257576; H110738-34; 6121219; n/a; IV250.100; B096761495
Pipette : E-VWR-120; E-VWR-121; E-VWR-122


Full spectrum cannabinoid analysis utilizing High Performance Liquid Chromatography with UV/PDA detection (HPLC-UV/PDA). All cannabinoids have an LOQ of 0.01%.

This report shall not be reproduced, unless in its entirety, without written approval from Labstat. This report is an Labstat certification. The results relate only to the material or product analyzed. Test results are confidential unless explicitly waived otherwise. Void after 1 year from test end date. Cannabinoid content of batch material may vary depending on sampling error. IC=In-control QC parameter, NC=Non-controlled QC parameter, ND=Not Detected, NA=Not Analyzed, ppm=Parts Per Million, ppb=Parts Per Billion. Limit of Detection (LoD) and Limit Of Quantitation (LoQ) are terms used to describe the smallest concentration that can be reliably measured by an analytical procedure. RPD=Reproducibility of two measurements. Action Levels are State determined thresholds variable based on uncertainty of measurement (UM) for the analyte. The UM error is available from the lab upon request.The "Decision Rule" for the pass/fail does not include the UM. The limits are based on F.S. Rule 64-4.310.

Sue Ferguson

Lab Director

State License # n/a
ISO Accreditation # 17025:2017


Signature

04/05/24

Signed On



Certificate of Analysis

PASSED

Winsor CBD

403 1ST AVE
Vinton, IA, 52349, US
Telephone: (319) 560-3689
Email: contact@winsorcdb.com

Sample : KN40403003-001
Harvest/Lot ID: 87D34E
Batch# : FS-2000mg - 3/24
Sampled : 03/30/24
Ordered : 03/30/24

Sample Size Received : 10 ml
Completed : 04/05/24 Expires: 04/05/25

Page 2 of 5



Pesticides

PASSED

Pesticide	LOD	Units	Action Level	Pass/Fail	Result	Pesticide	LOD	Units	Action Level	Pass/Fail	Result
ABAMECTIN B1A	0.012	ppm	0.3	PASS	ND	PIPERONYL BUTOXIDE	0.006	ppm	3	PASS	ND
ACEPHATE	0.008	ppm	3	PASS	ND	PRALLETHRIN	0.008	ppm	0.4	PASS	ND
ACEQUINOCYL	0.038	ppm	2	PASS	ND	PROPICONAZOLE	0.007	ppm	1	PASS	ND
ACETAMIPRID	0.009	ppm	3	PASS	ND	PROPOXUR	0.008	ppm	0.1	PASS	ND
ALDICARB	0.009	ppm	0.1	PASS	ND	PYRETHRINS	0.002	ppm	1	PASS	ND
AZOXYSTROBIN	0.013	ppm	3	PASS	ND	PYRIDABEN	0.007	ppm	3	PASS	ND
BIFENAZATE	0.028	ppm	3	PASS	ND	SPINETORAM	0.004	ppm	3	PASS	ND
BIFENTHRIN	0.047	ppm	0.5	PASS	ND	SPIROMESIFEN	0.009	ppm	3	PASS	ND
BOSCALID	0.007	ppm	3	PASS	ND	SPIROTETRAMAT	0.009	ppm	3	PASS	ND
CARBARYL	0.015	ppm	0.5	PASS	ND	SPIROXAMINE	0.006	ppm	0.1	PASS	ND
CARBOFURAN	0.008	ppm	0.1	PASS	ND	TEBUCONAZOLE	0.009	ppm	1	PASS	ND
CHLORANTRANILPROLE	0.012	ppm	1	PASS	ND	THIACLOPRID	0.008	ppm	0.1	PASS	ND
CHLORMEQUAT CHLORIDE	0.008	ppm	3	PASS	ND	THIAMETHOXAM	0.009	ppm	1	PASS	ND
CHLORPYRIFOS	0.014	ppm	0.1	PASS	ND	TOTAL SPINOSAD	0.009	ppm	3	PASS	ND
CLOFENTEZINE	0.006	ppm	0.5	PASS	ND	TRIFLOXYSTROBIN	0.009	ppm	3	PASS	ND
COUMAPHOS	0.009	ppm	0.1	PASS	ND						
CYPERMETHRIN	0.01	ppm	1	PASS	ND						
DAMINOZIDE	0.006	ppm	0.1	PASS	ND						
DIAZANON	0.006	ppm	0.2	PASS	ND						
DICHLORVOS	0.014	ppm	0.1	PASS	ND						
DIMETHOATE	0.009	ppm	0.1	PASS	ND						
DIMETHOMORPH	0.009	ppm	3	PASS	ND						
ETHOPROPHOS	0.007	ppm	0.1	PASS	ND						
ETOFENPROX	0.009	ppm	0.1	PASS	ND						
ETOXAZOLE	0.007	ppm	1.5	PASS	ND						
FENHEXAMID	0.005	ppm	3	PASS	ND						
FENOXICARB	0.007	ppm	0.1	PASS	ND						
FENPYROXIMATE	0.006	ppm	2	PASS	ND						
FIPRONIL	0.008	ppm	0.1	PASS	ND						
FLONICAMID	0.014	ppm	2	PASS	ND						
FLUDIOXONIL	0.011	ppm	3	PASS	ND						
HEXYTHIAZOX	0.009	ppm	2	PASS	ND						
IMAZALIL	0.01	ppm	0.1	PASS	ND						
IMIDACLOPRID	0.005	ppm	3	PASS	ND						
KRESOXIM-METHYL	0.01	ppm	1	PASS	ND						
MALATHION	0.009	ppm	2	PASS	ND						
METALAXYL	0.008	ppm	3	PASS	ND						
METHIOCARB	0.008	ppm	0.1	PASS	ND						
METHOMYL	0.009	ppm	0.1	PASS	ND						
MEVINPHOS	0.001	ppm	0.1	PASS	ND						
MYCLOBUTANIL	0.006	ppm	3	PASS	ND						
NALED	0.023	ppm	0.5	PASS	ND						
OXAMYL	0.009	ppm	0.5	PASS	ND						
PACLOBUTRAZOL	0.007	ppm	0.1	PASS	ND						
PERMETHRINS	0.008	ppm	1	PASS	ND						
PHOSMET	0.009	ppm	0.2	PASS	ND						

Analyzed by: 2803 Weight: 1.0053g Extraction date: 04/05/24 08:52:40 Extracted by: 2803
 Analysis Method : SOP.T.30.101.TN, SOP.T.40.101.TN
 Analytical Batch : KN004701PES Reviewed On : 04/05/24 11:52:25
 Instrument Used : E-SHI-125 Batch Date : 04/05/24 08:49:49
 Running on : N/A
 Dilution : N/A
 Reagent : 032024.R01; 021324.R01; 013024.R02; 011224.R15; 032524.R08; 032624.R01; 022724.R36; 022724.R34; 022724.R10
 Consumables : 301011028; 22/04/01; 230905; B9291.135; 01422036; 251760; 260148; 230713634D; 1008702218; 947.100; GD220016; 0000257576; 1350331; H110738-34; 230315; 1260416
 Pipette : E-EPP-080; E-EPP-081; E-EPP-082; E-VWR-116; E-VWR-117; E-VWR-118; E-VWR-119; E-LAB-123
 Testing for agricultural agents is performed utilizing Liquid Chromatography with Triple-Quadrupole Mass Spectrometry.
 *Based on FL action limits.



Certificate of Analysis

PASSED

Winsor CBD

403 1ST AVE
Vinton, IA, 52349, US
Telephone: (319) 560-3689
Email: contact@winsorcdb.com

Sample : KN40403003-001
Harvest/Lot ID: 87D34E
Batch# : FS-2000mg - 3/24
Sampled : 03/30/24
Ordered : 03/30/24

Sample Size Received : 10 ml
Completed : 04/05/24 Expires: 04/05/25

Page 3 of 5



Residual Solvents

PASSED

Solvents	LOD	Units	Action Level	Pass/Fail	Result
PROPANE	100	ppm	5000	PASS	ND
BUTANES (N-BUTANE)	100	ppm	5000	PASS	ND
METHANOL	20	ppm	250	PASS	ND
METHYLENE OXIDE	0.2	ppm	5	PASS	ND
PENTANES (N-PENTANE)	32	ppm	750	PASS	ND
ETHANOL	100	ppm	5000	PASS	ND
ETHYL ETHER	10	ppm	500	PASS	ND
1,1-DICHLOROETHENE	0.6	ppm	8	PASS	ND
ACETONE	40	ppm	750	PASS	ND
2-PROPANOL	25	ppm	500	PASS	ND
ACETONITRILE	20	ppm	60	PASS	ND
DICHLOROMETHANE	2	ppm	125	PASS	ND
N-HEXANE	10	ppm	250	PASS	ND
ETHYL ACETATE	11	ppm	400	PASS	ND
CHLOROFORM	0.04	ppm	2	PASS	ND
BENZENE	0.03	ppm	1	PASS	ND
1,2-DICHLOROETHANE	0.05	ppm	2	PASS	ND
HEPTANE	53	ppm	5000	PASS	ND
TRICHLOROETHYLENE	0.5	ppm	25	PASS	ND
TOLUENE	5	ppm	150	PASS	ND
TOTAL XYLENES - M, P & O - DIMETHYLBENZENE	15	ppm	150	PASS	ND

Analyzed by: 3050	Weight: 0.0215g	Extraction date: 04/04/24 15:39:19	Extracted by: 3050
----------------------	--------------------	---------------------------------------	-----------------------

Analysis Method : SOP.T.40.041.TN	Reviewed On : 04/05/24 16:21:06
Analytical Batch : KN004690SOL	Batch Date : 04/02/24 13:19:05
Instrument Used : E-SHI-106	
Running on : N/A	

Dilution : N/A
Reagent : N/A
Consumables : R2017.099; G201.100
Pipette : N/A

Residual solvents analysis is performed using Gas Chromatography / Mass Spectrometry. *Based on FL action limits.



Certificate of Analysis

PASSED

Winsor CBD

 403 1ST AVE
 Vinton, IA, 52349, US
 Telephone: (319) 560-3689
 Email: contact@winsorcdb.com

Sample : KN40403003-001

Harvest/Lot ID: 87D34E

Batch# : FS-2000mg - 3/24

Sampled : 03/30/24

Ordered : 03/30/24

Sample Size Received : 10 ml

Completed : 04/05/24 Expires: 04/05/25

Page 4 of 5

	Microbial	PASSED		Mycotoxins	PASSED
---	------------------	---------------	---	-------------------	---------------

Analyte	LOD	Units	Result	Pass / Fail	Action Level
ESCHERICHIA COLI SHIGELLA SPP			Not Present	PASS	
SALMONELLA SPECIFIC GENE			Not Present	PASS	
ASPERGILLUS FLAVUS			Not Present	PASS	
ASPERGILLUS FUMIGATUS			Not Present	PASS	
ASPERGILLUS NIGER			Not Present	PASS	
ASPERGILLUS TERREUS			Not Present	PASS	

Analyzed by: 2657 Weight: 1.0037g Extraction date: 04/03/24 09:32:29 Extracted by: 2837
 Analysis Method : SOP.T.40.056C, SOP.T.40.041 LOD is 1 CFU
 Analytical Batch : KN004696MIC Reviewed On : 04/04/24 16:50:08
 Instrument Used : E-HEW-069 Batch Date : 04/03/24 09:07:19
 Running on : N/A

Dilution : N/A
 Reagent : N/A
 Consumables : N/A
 Pipette : N/A

Microbiological testing for Fungal and Bacterial Identification via Polymerase Chain Reaction (PCR) method consisting of sample DNA amplified via tandem Polymerase Chain Reaction (PCR) as a crude lysate which avoids purification. With an LOD of 1cfu, if a pathogenic E Coli, Salmonella, A fumigatus, A flavus, A niger, or A terreus is detected in 1g of a sample, the sample fails the microbiological-impurity testing.

Analyte	LOD	Units	Result	Pass / Fail	Action Level
AFLATOXIN G2	0.0016	ppm	ND	PASS	0.02
AFLATOXIN G1	0.0012	ppm	ND	PASS	0.02
AFLATOXIN B2	0.0012	ppm	ND	PASS	0.02
AFLATOXIN B1	0.0012	ppm	ND	PASS	0.02
OCHRATOXIN A+	0.002	ppm	ND	PASS	0.02
TOTAL MYCOTOXINS	0.002	ppm	ND	PASS	0.02

Analyzed by: 2803 Weight: 1.0053g Extraction date: 04/05/24 08:52:40 Extracted by: 2803

Analysis Method : SOP.T.30.101.TN, SOP.T.40.101.TN
 Analytical Batch : KN004702MYC Reviewed On : 04/05/24 11:58:37
 Instrument Used : E-SHI-125 Batch Date : 04/05/24 09:00:44
 Running on : N/A

Dilution : N/A
 Reagent : 032024.R01; 021324.R01; 013024.R02; 011224.R15; 032524.R08; 032624.R01; 022724.R36; 022724.R34; 022724.R10
 Consumables : 301011028; 22/04/01; 230905; B9291.135; 01422036; 251760; 260148; 230713634D; 1008702218; 947.100; GD220016; 0000257576; 1350331; H110738-34; 230315; 1260416
 Pipette : E-EPP-080; E-EPP-081; E-EPP-082; E-VWR-116; E-VWR-117; E-VWR-118; E-VWR-119; E-LAB-123

Aflatoxins B1, B2, G1, G2, and Ochratoxins Mycotoxins testing utilizing Liquid Chromatography with Triple-Quadrupole Mass Spectrometry. *Based on FL action limits.

	Heavy Metals	PASSED
---	---------------------	---------------

Metal	LOD	Units	Result	Pass / Fail	Action Level
ARSENIC-AS	0.02	ppm	ND	PASS	1.5
CADMIUM-CD	0.02	ppm	ND	PASS	0.5
MERCURY-HG	0.02	ppm	ND	PASS	3
LEAD-PB	0.02	ppm	ND	PASS	0.5

Analyzed by: 3050 Weight: NA Extraction date: N/A Extracted by: N/A

Analysis Method : SOP.T.30.082, SOP.T.40.082.TN
 Analytical Batch : KN004691HEA Reviewed On : 04/03/24 16:03:12
 Instrument Used : E-AGI-084 Batch Date : 04/02/24 13:22:03
 Running on : N/A

Dilution : N/A
 Reagent : 121823.02; 100422.02; 031924.R10; 020824.R01; 110323.05; 030724.R01; 020624.R04; 010424.R01; 011224.R16; 040124.R05; 030624.R02; 030624.R03; 030624.R04; 010224.R05; 011824.R06
 Consumables : 264830; 1008702218; GD220016; 1350331; 6121219; n/a; 221200; A260422A; A30701833
 Pipette : E-EPP-081; E-EPP-082

Heavy Metals analysis is performed using ICP-MS (Inductively Coupled Plasma - Mass Spectrometer) which can screen down to single digit ppb concentrations. LOQ is 0.04 ppm for all metals. *Based on FL action limits.

This report shall not be reproduced, unless in its entirety, without written approval from Labstat. This report is an Labstat certification. The results relate only to the material or product analyzed. Test results are confidential unless explicitly waived otherwise. Void after 1 year from test end date. Cannabinoid content of batch material may vary depending on sampling error. IC=In-control QC parameter, NC=Non-controlled QC parameter, ND=Not Detected, NA=Not Analyzed, ppm=Parts Per Million, ppb=Parts Per Billion. Limit of Detection (LoD) and Limit Of Quantitation (LoQ) are terms used to describe the smallest concentration that can be reliably measured by an analytical procedure. RPD=Reproducibility of two measurements. Action Levels are State determined thresholds variable based on uncertainty of measurement (UM) for the analyte. The UM error is available from the lab upon request. The "Decision Rule" for the pass/fail does not include the UM. The limits are based on F.S. Rule 64-4.310.

Sue Ferguson
 Lab Director
 State License # n/a
 ISO Accreditation # 17025:2017



04/05/24
 Signed On



Certificate of Analysis

PASSED

Winsor CBD

403 1ST AVE
Vinton, IA, 52349, US
Telephone: (319) 560-3689
Email: contact@winsorcdb.com

Sample : KN40403003-001
Harvest/Lot ID: 87D34E
Batch# : FS-2000mg - 3/24
Sampled : 03/30/24
Ordered : 03/30/24

Sample Size Received : 10 ml
Completed : 04/05/24 Expires: 04/05/25

Page 5 of 5

	Filth/Foreign Material	PASSED
---	-------------------------------	---------------

Analyte	LOD	Units	Result	P/F	Action Level
Filth and Foreign Material	1	%	ND	PASS	5

Analyzed by: 2837	Weight: 0.5031g	Extraction date: 04/03/24 09:49:01	Extracted by: 2837
----------------------	--------------------	---------------------------------------	-----------------------


Analysis Method : SOP.T.40.090	Reviewed On : 04/03/24 09:51:15
Analytical Batch : KN004694FIL	Batch Date : 04/02/24 15:42:24
Instrument Used : E-AMS-138	
Running on : N/A	

Dilution : N/A
Reagent : N/A
Consumables : 6850215; GD220016; 1350331
Pipette : N/A

This includes but is not limited to hair, insects, feces, packaging contaminants, and manufacturing waste and by-products. A SW-2T13 Stereo Microscope is use for inspection.

This report shall not be reproduced, unless in its entirety, without written approval from Labstat. This report is an Labstat certification. The results relate only to the material or product analyzed. Test results are confidential unless explicitly waived otherwise. Void after 1 year from test end date. Cannabinoid content of batch material may vary depending on sampling error. IC=In-control QC parameter, NC=Non-controlled QC parameter, ND=Not Detected, NA=Not Analyzed, ppm=Parts Per Million, ppb=Parts Per Billion. Limit of Detection (LoD) and Limit Of Quantitation (LoQ) are terms used to describe the smallest concentration that can be reliably measured by an analytical procedure. RPD=Reproducibility of two measurements. Action Levels are State determined thresholds variable based on uncertainty of measurement (UM) for the analyte. The UM error is available from the lab upon request.The "Decision Rule" for the pass/fail does not include the UM. The limits are based on F.S. Rule 64-4.310.

Sue Ferguson
Lab Director
State License # n/a
ISO Accreditation # 17025:2017


Signature

04/05/24
Signed On