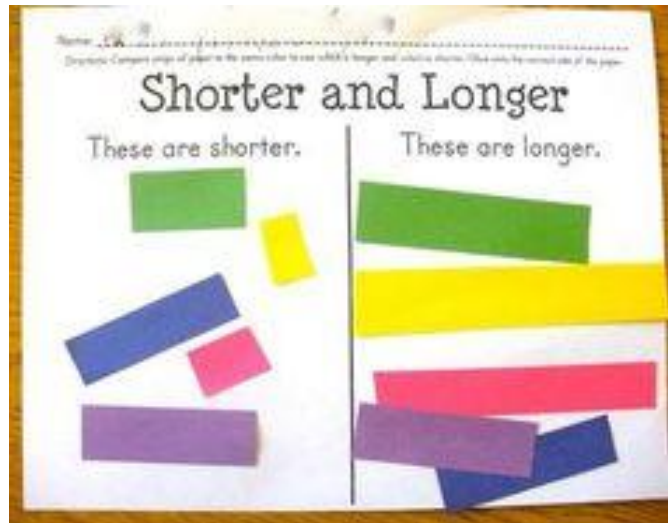


# Maths – measuring Length ideas

## Activity 1:

Using different strips of paper, cut similar colours 1 longer, 1 shorter.

Use the activity sheet provided and templates if needed.







## Activity 2:

Using paddle-pop sticks (if you have them or even multiple shoes) complete guesses and then checks of different items in the house – “How many paddle-pop sticks long is...”

### Icy Pole Stick Length

Estimate then measure the objects below using icy pole sticks.


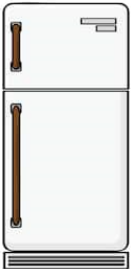



Object	Estimate	Measurement
 Desk	I estimate my desk to be about _____ icy pole sticks long.	My desk is _____ icy pole sticks long.
 Book	I estimate my book to be about _____ icy pole sticks long.	My book is _____ icy pole sticks long.
 Laptop	I estimate the laptop to be about _____ icy pole sticks long.	The laptop is _____ icy pole sticks long.
 Friend	I estimate my friend _____ to be about _____ icy pole sticks long.	My friend _____ is _____ icy pole sticks long.
Free choice	I estimate _____ to be about _____ icy pole sticks long.	_____ is _____ icy pole sticks long.

*Shorter*

*Longer*



# Paddle-pop Stick Measuring

<i>Object</i>	<i>Estimate</i>	<i>Measurement</i>
 <p>Dining Table</p>		
 <p>Fridge</p>		
 <p>Book</p>		
 <p>Couch</p>		
 <p>Teaspoon</p>		