



THE RUNNING BOARD NEWS



www.gta-texas.com

THE GOLDEN TRIANGLE A's

FEBRUARY 2023

Golden Triangle A's

PO Box 21185

Beaumont, TX 77720

Facebook: Golden Triangle A's-MAFCA Club

Next Monthly Meeting

When: February 14, 2023

Time: 6:00 PM

Where: Habaneros

6685 Eastex Freeway

Beaumont, Texas

The Golden Triangle A's have been serving the Southeast Texas Model A community since 1995. With regular meetings, tours and activities, it is our goal to unite all Model A Ford owners and help in restoring, maintaining and preserving these automobiles.

We strongly encourage all our members to join the Model A Ford Club of America.

Officers:

President: Bob Johnson(409)781-3078

V. Pres.: Dennis Weyant (409)651-5165

Secretary: Debbie Weyant (409)651-2121

Treasurer: Paul Smith (409)673-6318

Directors:

Wes Jones (409)722-0697

Wallace Harlow (409)720-7281

James Parsley (409)753-2523

Linda Patterson (409)728-1277

Tour Chair: Bob & Pam Johnson

(409)781-3078

Newsletter: Sylvia Butler (409)720-7315

Restorer Reporter: Kevin Parsley (409)

753-2523

Webpage/Facebook: Sylvia Butler (409)720-7315

- All leaders must be MAFCA members
- Website: gta-texas.com
(Membership application is on the website)
- Facebook: Golden Triangle A's-MAFCA Club

THE PREZ SEZ.....

Happy Valentine's Day to everyone! Go give your sweetheart a hug and big kiss right now before you forget! The January meeting at the Catfish Cabin in Lumberton was well-attended and lots of fun. Hopefully, we can go there again in the future.

Did you know if you wanted to buy your sweetheart a new Model A in February 1932, you have only one month left to buy it. That's right, production of Model A's stopped in March 1932. If you were at January's GTA meeting, that was question #5 on the Ford Trivia quiz we took. So, go gather up your money and get that 1931 Roadster for \$385 or \$1,400 for a top-of-the-line Town Car!



Several families signed up for the monthly Dine and Drive events for 2023, but there are still a few months that are left. Look over the enclosed calendar in the newsletter and let me know which month you want. The 2023 Texas Tour will be in Huntsville this year, and the Piney Woods Model A Club is the host. We know it will be well-planned, organized, and lots of fun because that is what they do. A show of hands at January's meeting indicated the GTA Club will have 12 or more members going to this event in June. Why don't we all go this year? Huntsville is in our backyard and gives everyone a chance to visit with Model A friends.

Having trouble keeping your A running? Need new rubber on those painted spokes? Let's schedule a Tech Session at your place and have everyone over for a Saturday. Reach out and let us know if you need a little help. Remember Henry Ford once said, "Nothing is particularly hard if you divide it into small jobs."

February's meeting will be in Habaneros in Beaumont, and we all know that it has great Mexican food. Grab a friend and hope to see you there. Remember at February's meeting, you need to wear a "special" Valentine hat to win a prize. Who has the best looking hat? Craziest hat? Largest hat? Most colorful?

Remember, the next time you start your Model A, be sure the spark advance level is all the way up! Happy Motoring! Bob Johnson

2023 Coming Attractions

FEBRUARY

14th—GTA Meeting with Valentine Hat Contest

18th—Dine & Drive—Burgers & Games

Hosted by the Parsleys & Johnsons

10:00 AM—2:00 PM at 640 N. Circuit, Beaumont



THINGS OF INTEREST INSIDE:

Page 2, Valentine Hat Contest Information; Page 3, Updated 2023 Calendar of Events; Page 4, Jim's Tech Tips; Page 5, 1931 Valentine Gifts; Page 6, Find the Difference Puzzle;

GOLDEN TRIANGLE MODEL A's MEETING MINUTES
January 10, 2023
Catfish Cabin, Lumberton, Texas

President Bob Johnson called the meeting to order at 6:58 p.m. at Catfish Cabin in Lumberton. James Parsley had offered a prayer before the meal was served. Bob led the Pledge of Allegiance. He welcomed two guests, Linda and Paige Shelton.

There were no minutes since the December get-together was the Christmas party held at Gladys City.

Treasurer Paul Smith reported a balance of \$7,529.40 in the bank account. Wes Jones made a motion to approve the report, and Dennis Weyant seconded.

Bob Johnson had a quiz for everyone regarding Model A history. Rodney Block brought a mystery part. David Shelton identified it as a speedometer gear. Wes Jones won the 50/50 drawing.

Bob Johnson reported that there were 14 people present at the Christmas party in December, and everyone agreed that it was a lot of fun. Pam Johnson did a fantastic job on decorations and organizing the food. New officers for 2023 were installed as follows: Bob Johnson, President; Dennis Weyant, Vice President; Debbie Weyant, Secretary; Paul Smith, Treasurer.

In new business, Pam Johnson announced that everyone should wear a decorated Valentine's Day hat since our next meeting will be February 14. We will meet at Habaneros in Beaumont.

Bob and Pam circulated a list to sign up to host a Dine & Drive this year. Wes Jones made a motion that the meeting be adjourned at 7:55, and Linda Patterson seconded.

Respectfully submitted,
Debbie Weyant, Secretary



FEBRUARY CRAZY HAT CONTEST 2023

Put your creative talents to work for February's monthly meeting. You are tasked with creating a crazy hat in honor of Valentine's Day. The rules are simple:

- *The hat must be worn during the February meeting.*
- *The hat must be of original design - either made, borrowed, or purchased*
- *The hat must be reflective of Valentine's Day*
- *There is a limit of one hat per person*

* * * * **PRIZES WILL BE AWARDED!!** * * * *




GOLDEN TRIANGLE A's 2023 CALENDAR

If anyone would like to sign up for a Dine & Drive or have anything to add to the calendar, please contact Bob & Pam Johnson at 409-781-3078.


| | |
|---|--|
| JANUARY 10th—GTA Meeting | FEBRUARY 14th—GTA Meeting & Happy Valentine Day 18th—Dine & Drive—Parsleys & Johnsons—Burgers & Games 10:00 am—2:00 pm at 640 N. Circuit, Beaumont |
| MARCH 14th—GTA Meeting 31st-April 2nd—53rd Annual Poor Boy Tour in LaGrange, TX (Houston, Victoria & Piney Wood Club Members) TBD—March Dine & Drive— HOST NEEDED | APRIL 11th—GTA Meeting TBD—Dine & Drive—Hosted by the Weyants |
| MAY 9th—GTA Meeting TBD—Dine & Drive—Hosted by the Smiths | JUNE 13th—GTA Meeting 11th-16th—Midwest Regional Meet in Breckenridge, Colorado 15-18—Texas Tour in Huntsville, TX Hosted by Piney Wood A's 16th—Calder Woods Father's Day Car Show (tentative) |
| JULY 11th—GTA Meeting 16th-21st—2023 MAFCA National Tour in Auburn, Indiana TBD—Dine & Drive— HOST NEEDED | AUGUST 8th—GTA Meeting TBD—Dine & Drive— HOST NEEDED |
| SEPTEMBER 12th—GTA Meeting 15th-16th—Model A Days in Hickory Corners Michigan 16th—Worldwide International Model A Day 15-17th—Coldspring Tour Hosted by the Butlers (Reserve Sunday Houses with Linda Currie at 936-661-1530) | OCTOBER 10th—GTA Meeting TBD—Dine & Drive—Hosted by the Parsleys |
| NOVEMBER 14th—GTA Meeting TBD—Dine & Drive—Hosted by the Smiths | DECEMBER TBD—GTA Christmas Party TBD—Dine & Drive— HOST NEEDED |

Ideas for Dine and Drive: Liberty Street Rally (2nd Saturday of every month, 9 to 12 noon at the downtown square) ~ Jax Hamburgers ~ Antiques ~ McFaddin Ward Spring picnic on the lawn ~ Pompeii House and Museum, Pt Arthur ~ Sour Lake Christmas Festival/Parade ~ Breakfast at Mama Jack, ~ Amelia Farms, ~ Wagon Wheel Restaurant, ~ Romeros, ~ Shangri La fall events with pumpkins and scarecrows ~ Miniature golf ~ Antiquing ~ Tex Ritter Museum ~ Gulf Coast Museum ~ Clifton Steamboat Museum or other museums ~ Winnie Trade Days ~ Gator Country ~ Village Creek Festival ~ Beaumont Botanical Gardens ~ Neches River Festival/Parade ~ Other local community events

General Dine and Drive Guidelines – Dining may be breakfast or lunch. Details are set by host. Activity should last approximately 4 hours. Host needs to have printed information of details for Dine and Drive at that month's meeting or earlier so it can be added to calendars.



Carey Wesley—15th
Dorothy Richey—19th



Dennis & Audrey Turner—2nd

Jim's Tech Tip by Jim Cannon

Towing your Model A on a Trailer



There will be times when you need to transport your Model A on a trailer. Here's a tip on trailer loading to help you tow safely.

When the car is loaded on the trailer, the tongue weight of the trailer on the trailer hitch (on the back of your car or truck) should be between 10-15% of the total weight of the combined "trailer+Model A". If you load the trailer with less than 10% of the weight on the hitch, the trailer will sway as the speed increases, which is very dangerous. Over 15% can put too much unnecessary load on the back of your tow vehicle, which can take weight off of your front wheels (needed for steering and braking)- which is also not good.

How do you know the weight of your "trailer+Model A"? I took my car on the trailer to my local feed store where they have a scale. Many truck stops also have scales. I parked the loaded trailer on the scale, disconnected my truck, and moved the truck off the scale. They charge a small fee to give you the weight. Once I had that total weight, it was easy to calculate 10% and 15% of that. For example, if your "trailer+Model A" is 4,200 pounds, your Target Tongue Weight is 420 to 630 pounds, call it 525.

Once you know the Target Tongue Weight that you are shooting for, how do you know what the actual tongue weight is when you put the Model A on the trailer? You can figure it out with a ruler or tape measure. Go to a building supply store (like Home Depot) with your tow vehicle and no trailer. Measure and record the distance between the bottom of the trailer hitch and the ground. Now start loading 80# bags of dry concrete mix into your car trunk or truck bed until you have loaded your Target Tongue Weight. (I had a helpful young guy at HD load them in for me.) The exact load is not critical, but it must be above your 10% number. Now measure and record the distance between the bottom of the trailer hitch and the ground again. Once you have those 2 numbers, you can ask the helpful/ad at the store to unload all those bags and put them back! Thankfully, you only have to do this exercise one time.

With these 2 measurements, before and after the load was added, you can quickly figure out the change in height above the ground when you have your Target Tongue Weight on the back of your tow vehicle. This CHANGE in the height of your trailer hitch is the HITCH DROP that you need to get when you load your Model A on the trailer. Before attaching the trailer to your tow vehicle in the future, measure the height of the trailer hitch above the ground. Now attach the trailer and load your Model A on it. Pull the Model A forward on the trailer until your trailer hitch has dropped by your Target Hitch Drop. You can roll the Model A forward and backward a bit on the trailer to get the amount of drop that you are shooting for. Now tie the Model A down in this position on the trailer and be confident that you have enough, but not too much, tongue weight on your trailer hitch.

I have marked on my trailer the best spot to load a Model A to get the target tongue weight and hitch drop. When I put them on the mark, the tongue weight is correct.

For more tips on safe towing, check out the following web site:
<https://www.curtmfg.com/towing-safety>

Let's be careful out there, and Have a Model A Day!

Jim Cannon



DID YOU KNOW?
In 1914, the Ford Motor Company introduced the first moving assembly line.

Valentine Gifts

Taken from Fall/Winter Montgomery Wards, 1931
By Patti Jones



\$5.95

More Speed—Power—Pick-Up For Fords, Models A-A-1

A high compression Cylinder Head fitted in conjunction to those supplied for the Ford Motor Co. for Police and Highway Patrol Cars.

You will be able to out-perform your car the rest of the highway. You will find it difficult to get a better one made. Installation by your Cylinder Head Dealer and instructions furnished. Not Available. Size of 29 1/2".

481 C 2800 **\$5.95**

(A)



42¢

Starter Pedal For Fords A-A-1

Push down to start. No need to crank. The remote location of this device is a real help. Installation by your dealer.

41 C 2810 **42¢**

(C)



81 C 2802 \$4.25

Dash Indicator and Oil Pressure Gauge For A-A Fords

They reveal the engine's condition at a glance. The oil pressure gauge shows the oil pressure. The dash indicator shows the oil level. Both are mounted on the dash. Installation by your dealer.



89¢

For Models A-A-1 Fords

Dash Mounting Oil Gauges

Oil level, oil pressure, water temperature. All three instruments mounted on a single dash. Installation by your dealer.

81 C 2804—The Lane Model A Ford
81 C 2805—The Standard Model A Ford
81 C 2806—The Standard Model A Ford
81 C 2807—The Standard Model A Ford
81 C 2808—The Standard Model A Ford
81 C 2809—The Standard Model A Ford
81 C 2810—The Standard Model A Ford

(B)



98¢


For Models A and A-1

Break Lever Extension

It has a long reach. It is made of heavy metal. It is easy to install. It is a real help. Installation by your dealer.

81 C 2808 **98¢**

(D)



\$23.85

Waltham Bracelet Watch in Enamelled Jewel Box



\$36.50

Diamond Ring



\$19.95

Diamond Ring

Gifts for Him

O.K. ladies, what would our "Men" want for Valentine Day in 1931 for their Model A Fords? Looking at a 1931 Montgomery Wards catalog, I came across items that any Model A'er would like to accessorize his car. Upper left (A) is a high compression cylinder head; also known as a Police head, that law enforcement agencies have put on their Model A's for speed. It will give a Model A 5.9 to 1 compression ration to a stock Model A head. Another fancy added on was a heat and oil pressure gauge accessory mounted under the dash of your Model A, upper right (B). For easy starting, a starter-pedal, giving easy reach and little effort to help your Model A man (C). Last, is another gadget aid to the "Model A man of your life". It's an emergency brake extension lever so your Model A man doesn't have to have a long reach in releasing and setting the parking brake (D). Many of these 1931 gifts would be still greatly appreciated today by our guys except the prices indicated here; especially the \$5.95 police-head, would go for over \$225.00!

Gifts for Her

It's very easy, gentlemen, to please a Model A lady.... We'd love a new Waltham Bracelet Watch in white gold (A). Or, we'd even take a new compact with lipstick in any of these styles (B). Of course,, a "girl's best friend" is a diamond and here are various ring selections I'm sure she would love; many set in platinum. Lastly, any of the enameled mesh bags below would certainly win your Model A lady's heart.



\$4.75

Compact with Lipstick



\$4.75

Compact with Lipstick

(B)

Compact with Lipstick

81 C 2801 **\$4.75**

Have A Happy Valentines Day!



New Enamelled Mesh Bags

\$1.75 Attractive

\$2.00 Attractive

\$2.50 Attractive

\$4.45 Very Charming



\$2.10

Compact with Lipstick

THANKS TO GARTH SHREADING FOR SENDING US THIS MODEL A PUZZLE!

Some Model A Fun



Can You Find Ten Things That Are Different?

CHAPTER LOAN PROGRAM

Tools

Distributor Puller
Steering Wheel Puller
Wheel Hub Puller
Brake Lining Tool
Ratchet Nut Wrench
Brake Centering Tool
Rear Spring Spreader
Front Spring Spreader
Door Hinge Pin Remover
Gas Gauge Tool
Timing Tool
Frame Spreader (NEW)

*To borrow Tools contact
Bob Johnson at 409-781-3078

Books & Videos

Model A Paint Guide (NEW)
Rebuilding Steering
Rebuilding Shocks
Yokohama A's
2008 World Meet
48th Texas Tour #1
48th Texas Tour #2
2011 Gulf Coast Tour
Tech Session, Engine Install

*To borrow books & videos, contact
Dennis Weyant 409-651-5165



**Members are encouraged to take advantage of our loan program but do so at your own risk.
If unsure of the proper and safe operation of a tool be sure to get help before using them.
Return all tools and videos, in clean and in proper working order.**

Golden Triangle Model A Club Dues

Annual Fees: (Make Checks Payable to the Golden Triangle A's)

***New Member \$20.00 or postmarked after Dec 31 (pro-rated) *Returning Member paid or post-marked on or before Dec. 31-\$20 *Returning Member paid or postmarked after Dec. 31-\$25.00**

MAILTO: PAUL SMITH
1162 Tom Easley Road
Kountze, TX 77625



Model A Ford Club of America (MAFCA) Join on line at MAFCA.COM ~Membership Benefits~ The Restorer magazine • Technical Support • Local Chapters • National Meets • Era Fashion Guidelines • “How to Restore Series • Judging Standards and Restoration Guidelines ~ Dues per year are U.S. Membership- \$50 Canada/Mexico Membership - \$60 International Membership - \$70
Make checks payable to Model A Ford Club of America

Name _____ Spouse's Name _____
Address _____ City _____
State _____ Zip _____ Country _____ Telephone _____
Permission to publish my telephone number in future Membership Rosters? Yes: ___ No: ___

Return this Form and Payment to MAFCA 250 South Cypress • La Habra, CA 90631-5515 ~ Optional Initiation Package For New Members Only 1—Back issue of The Restorer 1—MAFCA Lapel Pin 1—MAFCA Decal—1 Name Badge Only \$10 extra

Taken from the MAFCA website:

January 1 - Wondering when you will receive your Jan/Feb Restorer? As is the case with every January/February issue, MAFCA allows members until the end of December to renew their membership before the presses roll.

The printer is planning to mail the January/February issue in mid-January. Once members start receiving their new issue, **the webmaster will change the 2022 password to the new 2023 one printed on Page 1 of The Restorer.**

(Log in to the Member's Only section with user name—member—and then enter the new 2023 password.)



Golden Triangle A's On Tour

Golden Triangle A's
PO Box 21185
Beaumont, TX 77720

