



THE RUNNING BOARD NEWS



www.gta-texas.com

Serving The Golden Triangle

January 2021

The Prez Sez

Next Monthly Meeting

When: January 12, 2021

Time: 6:00 PM

Where:

Ming's Buffet
840 N Main St.
Vidor, TX 77662

The Golden Triangle A's have been serving the Southeast Texas Model A community since 1995. With regular meetings, tours and activities, it is our goal to unite all Model A Ford owners and help in restoring, maintaining and preserving these automobiles.

We strongly encourage all our members to join the Model A Ford Club of America

Hi All,

Just wanted to thank the Club members for electing me as the 2021 President. I will do my best to provide the Club with good leadership. Hopefully, we can get greater participation in all monthly events. You can drive your Model A, trailer your Model A or drive your modern car. What ever is more comfortable for you. Also, if you attend a Club event your name will be put in a drawing for \$25.



Please invite any potential new members with or without a Model A to attend one of our meetings. The more members the better.

We had an excellent Club Christmas Party hosted by Wes and Jean Jones on December 5th. The food and companionship was great. A big thank you to Wes and Jean Jones for hosting a wonderful party.

On December 12th, we had a Drive and Dine hosted by Dennis and Debbie Weyant. We went to Larry's Old Time Trade Days in Winnie. We had lunch at Tia Juanita's Fish Camp in Winnie.

The January Club meeting will be held at Ming's Buffet in Vidor on January 12th at 6 pm. They're located at 840 N Main St., which is on the northeast corner of IH-10 and Main St.

Bob and Pam Johnson, Tour Chairs, will ask for voluntary members to take one of the monthly tours so they can issue the Club Calendar.

Please don't forget to pay your 2021 Club and MAFCA dues

If you can please come and join us. This invitation is for all current members and potential members.

Happy New Year to All!!!

Dennis Weyant
President



Notes from the Editor

Hi All.....

A partial listing of Club events for 2021 is on page 2. Information for the 2021 MAFCA's National Tour is located on pages 8.

This month's puzzle is located on page 11.

The Club Christmas party was great and we missed all the members that could not attend.

The December Drive and Dine (at Larry's Old Time Trade Days) was great. This was the first time my family and I attended this event. We thoroughly enjoyed it and will return again. Afterwards, we ate at Tia Juanita's Fish Camp in Winnie. The food was excellent.

Dennis



2021 Leaders

Officers

President: Dennis Weyant 651-5165
 V. President: Jean Jones 722-0697
 Secretary: Karen Parsley 651-7878
 Treasurer: Dennis Turner 293-2461

Directors

Wes Jones 722-0697
 Wallace Harlow 720-7281
 James Parsley 753-2523
 Linda Patterson 728-1277

Committee

Tour Chair: Bob & Pam Johnson 781-3078
 Editor: Dennis Weyant: 651-5165
 Restorer Reporter: Kevin Parsley 753-2523
 Webmaster: Derek Tenner 409-781-8323
 dbtenner@gmail.com

●All leaders must be MAFCA members



Happy Birthday

Paul Smith	4 th
Donna Lewis	12 th
Larry Felice	14 th
Emma Block	19 th
Audrey Turner	20 th
Bob Johnson	25 th
Dennis Weyant	27 th



Happy Anniversary



Happy Anniversary

None

CONGRATULATIONS

2021 Coming Attractions

January

12th - GTA Meeting @ Ming's Buffet in Vidor

February

9th - GTA Meeting @ TBD

March

9th - GTA Meeting @ TBD


New Club Members



Paul & Kathy Smith



Jerry Davidson



Robert & Elaine Bullard

GOLDEN TRIANGLE MODEL A'S MINUTES

Since we had the Club Christmas Party, no official club meeting minutes were taken. The 2021 following Club officers were sworn in:
President - Dennis Weyant
Vice President - Jean Jones
Treasurer - Dennis Turner
Secretary - Karen Parsley (will be sworn in next meeting)

2020 Golden Triangle Model A Club Christmas Party Hosted by Wes and Jean Jones

**We had a great time at the Club Christmas Party. Great food and fellowship was enjoyed by all.
Thanks to Wes and Jean Jones for hosting the party.**




**2020 Golden Triangle Model A Club
Christmas Party
Hosted by Wes and Jean Jones**

Pictures Continued



During the Coldspring Tour in November, Dorothy Burk's car had a transmission issue. Bob and Pam Johnson were more than happy to give Dorothy, "Henrietta the Chicken dressed in a pink tutu". Dorothy was thrilled and beside herself to receive Henrietta.



December Drive & Dine

December 12, 2020

Larry's Old Time Trade Days

Hosted by Dennis and Debbie Weyant

On December 12, two Model As and one modern car met in Nome and traveled to Larry's Old Time Trade Days in Winnie. Those participating in this event were James, Karen and Kevin Parsley, Bob and Pam Johnson and Dennis and Debbie Weyant, daughter Karen Cook and granddaughter Andrea Cook. All had a great time looking and buying. Afterwards, the Johnsons, the Weyants and the Cooks went to Tia Juanita's Fish Camp in Winnie. The food was great.

Dennis Weyant

Golden Triangle Model A Club 2021 Dues

The Golden Triangle Model A Club dues for 2021 are due by Dec. 31, 2020. The dues are \$20 per family. Starting Jan. 1, the dues will increase to \$25 per family.

Mailing address is:

Dennis Turner
P.O. Box 158
Groves, TX 77619

CHAPTER LOAN PROGRAM

Tools

Distributor Puller
Steering Wheel
Puller
Wheel Hub Puller
Brake Lining Tool
Ratchet Nut
Wrench
Brake Centering
Tool
Rear Spring
Spreader
Front Spring
Spreader
Door Hinge Pin

Books & Videos

Model A Paint Guide
(NEW)
Rebuilding Steering
Rebuilding Shocks
Yokohama A's
2008 World Meet
48th Texas Tour #1
48th Texas Tour #2
2011 Gulf Coast Tour
Tech Session, Engine
Install

For information or to
borrow, contact Bob
Johnson at 409-781-3078

Chapter Loan Program

Members are encouraged to take advantage of our loan program but do so at your own risk. If unsure of the proper and safe operation of a tool be sure to get help before using them.

Return all tools and videos, in clean and in proper working order.

Installing Fuses On Your Model A



Just to prevent a small electrical problem from becoming an even bigger one, many of us like to install a fuse on our Model A. You've all seen them, the little fuse holder that mounts to the side of the starter switch, holds a little glass fuse, and connects to the solid yellow wire. A great idea, but it has a few weaknesses.

First, an open fuse holder like this will eventually corrode as it is exposed to the elements. Oil mist and road grime will collect it and give you a bad connection. Vibration from the engine will loosen up the little metal clips that the fuse snaps down into. With time, this little fuse holder becomes a trouble spot in your electrical system. I've seen it several times on tours.

It is possible to purchase a molded fuse holder with a waterproof cover that snaps securely over the fuse (see photo). It uses a flat, blade-type fuse that can be obtained in any amp rating you need. They work on 6 volt or 12 volt cars. You splice it into the wiring harness and solder the connections (not just crimp them on). Cover with woven loom to hide everything except the fuse itself and it disappears (mostly). Much better.

I'm often asked where to put the fuse. If you only put it on the solid yellow wire at the starter switch, if it ever blows while driving, your engine will die right there. This might be at a very bad time to have no power, when you really need your engine running. It could be dangerous.

Most shorts that would cause a fuse to blow are in the lights or the horn. I recommend putting fuses in the two solid yellow wires coming off of the generator (alternator) that go to the headlight switch and the horn. If one of these fuses blows, you won't have lights or a horn, but your engine will still run. Figure out how much current your lights draw and put a fuse about 25% bigger than that on that wire. The same with horn wire. If you accidentally use too small of a fuse, it will blow and you replace it with one of a slightly higher amp rating.



Once you have installed these first two fuses, then you add a third fuse to the yellow wire coming off of the starter switch. Use a fuse amperage here that is a bit bigger than the ones you used for lights and horn. This becomes your protection against a really big problem in all of the wires besides lights and horn (like ammeter and associated wires). This fuse should not blow if you have a short in the lights or horn, so the engine will keep running and you can limp home (without horn or stop lights -- be careful). But if you have a major short, one capable of starting a fire, the 3rd fuse will blow and save your car.

Copyright © 2010 IllustrationsOf.com/29481

This is one of my more complicated Tech Tips. I hope it helps your car stay safe and reliable. I'm always open to feedback. Have a Model A Day! Jim

If you haven't yet

Many MAFCA members have already renewed for 2021 - thank you to all who've done so!




Membership brings many benefits as we all know, and our dues are the main source of the income that enables them. If you haven't yet renewed your membership, this is the time to make that happen! And thank you.

Renew your 2021 membership today

Call 866-379-3619

or visit

www.mafca.com



2021 MAFCA's National Tour

Mountains, Woodlands, Meadows and Lakes Tour in the White Mountains of New Hampshire

Come join us in MAFCA's 2021 National Tour, hosted by
the New Hampshire Lakes Region Model A Club

June 20-25, 2021

This hub and spoke tour will take you over miles of scenic roads in the fresh New England air with spectacular views of the White Mountains, woodlands, meadows, and the Lakes Region of New Hampshire.

We invite you to explore the White Mountains, drive the Kancamagus Highway, venture to the top of Mount Washington via the Auto Road or ride the Cog Railroad to the summit. Take in the spectacular views and vista points of the White Mountain National Forest. Visit the famous Mt. Washington Hotel and the world-famous Clark Trading Post. Travel aboard the Conway Scenic Railroad from North Conway through the area's unique terrain. Enjoy the Lakes Region of New Hampshire's Lake Winnepesaukee and Squam Lake, where the movie On Golden Pond was filmed. Putter along on back country roads over covered bridges—all this while returning each night to the comforts of North Conway. Over beautiful byways surrounded by fields and forests you and your "A" will go, so don't miss out on this scenic opportunity. Join us!

***Come and enjoy touring the many roads less traveled, taking in
the peaceful surroundings and breathtaking views of all that
the Granite State offers. Motoring through miles of spectacular
mountains, passing meadows and woodlands lined with stone
walls built in a simpler time, and crossing a river stream on a
picturesque one-lane covered bridge—all this and much more
awaits you in New Hampshire.***

Clip on Some Elegance


By Sherry Winkinhofer, Northwest Missouri Model A Ford Club

"When a woman can't afford a new dress, she buys new costume jewelry to brighten up her old ones." I found this quote in a 1930 article discussing fashion. To me, it highlights the austerity of many of the working-class women of the Model A years. While a working woman could not afford to buy a new dress frequently, she could be a master at changing her looks with accessories. Dress clips were a new fashion embellishment that could be purchased inexpensively to bring new life to last season's wardrobe.

Read the full article on the MAFCA Website at http://www.mafca.com/ef_articles.html and learn how dress clips were used in daily fashion during the Model A years!



A "whitestone" dress clip from the Chas. L. Trout 1931 catalog



A Diamond Clip Brooch set by Cartier circa 1928.



A Cartier Clip Brooch Circa.




Diamond Clip Brooch, Cartier, London, 1929



Cloisonné dress clips from the Chas. L. Trout 1931 catalog



26W321—Clip Pins are the rage in Paris—wear them on your shoulder, your hat, or where you will. Three baguette shaped brilliants and two large full cut stones in a background set entirely with sparkling white rhinestones. Postpaid. \$1.00



Montgomery Ward & Co. Sears, Roebuck Spring/Summer Co. Spring/Summer 1931 1931



Claudette Colbert wearing dress clips on her straps. From "The New Movie Magazine", July 1931



Carole Lombard on the cover of the "Motion Picture Magazine", November 1931.



Sears, Roebucks, and Co. Fall/Winter Catalog 1931-32. "Any Two for 65¢."

P

PAINTING WHEELS

If you are painting your wheels and don't want to remove and reinstall the tires, here's a tip for masking the tires.

- deflate the tube
- break the tire beads from the wheels
- cut a "donut" from a sheet of heavy-duty plastic. The center of the donut is an 18" diameter circle and the outside of the donut is 32" (for 19" wheels). For 21" wheels, add 2 inches to these dimensions.
- Stretch the donut over the wheel allowing the plastic to drop down into the drop center of the wheel. The donut will cover the tire and can be taped in place with masking tape.
- Now, do the same thing with another plastic donut on the other side of the wheel.

ONE CAUTION: don't use the plastic donuts for priming and then for color coat painting (paint peels easily from the plastic and flaked paint will mess up your job). Make donuts for each paint procedure.

PREVENTING PAINT POPPING

If you have trouble with freshly painted wheels "popping the paint" when the lug nuts are tightened, "mask" the holes in the wheels with a set of lug nut spacers held in place with small strips of body caulking material. After the paint job, these spacers can be carefully removed. A light coating of lubricant on the tapered part of the lug nut will help prevent "popping the paint."

Submitted by Gene R. Bassage Palmyra, New York

Can You Find All Ten Things That Are Different?



**M
o
d
e
l

A

F
u
n**

This is a tough one. You may have to enlarge it to see a couple of them

Photo taken on MAFCA's
2014 National Tour. Thanks
Tex for the memories



The Golden Triangle A's On Tour

Golden Triangle A's
PO Box 21185
Beaumont, TX 77720

