



# THE RUNNING BOARD NEWS



www.gta-texas.com

THE GOLDEN TRIANGLE A's

SEPTEMBER 2024

Golden Triangle A's

PO Box 22076

Beaumont, TX 77720

Facebook: Golden Triangle A's-MAFCA Club

## Next Monthly Meeting

**When: September 10, 2024**

**Time: 6:00 PM**

**Where: Tony's Barbecue**

**4700 Twin City Hwy**

**GROVES, Texas**

The Golden Triangle A's have been serving the Southeast Texas Model A community since 1995. With regular meetings, tours and activities, it is our goal to unite all Model A Ford owners and help in restoring, maintaining and preserving these automobiles.

We strongly encourage all our members to join the Model A Ford Club of America.

### Officers:

President: Bob Johnson(409)781-3078

V. Pres.: Dennis Weyant (409)651-5165

Secretary: Debbie Weyant (409)651-2121

Treasurer: Paul Smith (409)673-6318

### Directors:

Wes Jones (409)722-0697

Wallace Harlow (409)720-7281

James Parsley (409)753-2523

Linda Patterson (409)728-1277

Tour Chair: Bob & Pam Johnson

(409)781-3078

Newsletter: Sylvia Butler (409)720-7315

Restorer Reporter: Kevin Parsley (409)753-2523

Webpage/Facebook: Sylvia Butler (409)720-7315

- All leaders must be MAFCA members
- Website: gta-texas.com  
(Membership application is on the website)
- Facebook: Golden Triangle A's-MAFCA Club

## THE PREZ SEZ.....

Hello GTA members! It is September and time for our Coldspring Tour on International Model A Day, September 21st. Sylvia and Ronnie Butler put together another great trip to Coldspring, and it looks like we are going to have a large turnout and a great tour! Sylvia had the tour agenda in a convenient pamphlet at the August club meeting and more will be available when we meet on September 10th at Tony's BBQ in Groves.

At age 70 and the last 35 years with the same company, it was time to retire. I have been working part time for the last four months during the transition, and I will be on a consulting status now. What to do with all this "free time" now? No problem. Pam is still doing chemotherapy and then surgery after that. So that will keep us busy until the end of the year. We have two grandchildren under four and another one due in December. They will keep us hopping. The old cars and trucks need constant attention to keep them all running. Did I mention how many? Two Model A's, a '37 Ford pickup, three classic Broncos, and the 1957 Cushman Eagle. I also have a restored '30 Model A chassis and motor as a project. Maybe I will start there! Also, I need to paint the house and garage when the weather cools off. "Free time" won't be a problem for me. Well, it will be different for me, but I'm up for the challenges that lay ahead.

Hopefully, several club members are healing and starting to feel better. Our club has had a lot of health concerns recently, and it is time for everyone to get well. Our Model A club does a good job keeping up with one another. Our Model A's present an opportunity for us to come together and enjoy the hobby that is a lot of fun.

Now, go out to your garage and check the battery. You want it to be fully charged for the Coldspring tour.

Happy Motoring, Bob



## 2024 Coming Attractions

### SEPTEMBER

10th—GTA Meeting

20-22nd—Coldspring Tour

Hosted by the Butlers

### OCTOBER

8th—GTA Meeting



THINGS OF INTEREST: Page 2, Minutes & Birthdays/Anniversary; Page 3, Calendar, Coldspring Tour Information, Newsletter Quiz; Page 4, Jim's Tech Tips-Make & Carry a Temporary Gas Gauge; Page 5, Era Back to School Shoes & Accessories;

**GOLDEN TRIANGLE MODEL A's MEETING MINUTES**  
**Olive Garden, Beaumont, Texas**  
**August 13, 2024**

**Lynne Parker** led us in prayer.

**Bob Johnson** called the meeting to order and led us in the pledge to the flag.

No guest attended our meeting this month.

**Secretary's Report:** The Secretary's report was approved as given.

**Treasurer's Report:** The Treasurer's report was approved as given.

**Newsletter Quiz:** Several people answered the questions.

**Mystery Part: Paul Smith** brought the part. **Linda Patterson's** ticket was drawn. She did not need any help identifying the tail light bracket.

**50/50 Drawing: Joe Richey's** ticket was drawn.

**Tech Session:** None scheduled for now.

**Bob Johnson** asked everyone with health issues how they were doing and gave report on the members who were not there.

The MAFCA Tour will be in Virginia in June 2025 – some members may be attending.

**Sylvia Butler** passed out a handout with details about the upcoming Coldspring Tour and discussed what we will be doing. All of the Sunday Houses have been rented and 18 members will be going. The tour will be 87 miles.

The date for the Christmas Party will be December 7, 2024. The location will be decided at the next meeting.

**Dennis Weyant** took his newly acquired Model A to **TJ Parker** for an oil leak. As luck would have it – it has turned into a major project.

**Tours:**

**Coldspring Tour – September 20-22, 2024** --- Hosted by the **Butlers**

**MAFCA Tour – June 2025** in Virginia

Next meeting will be on September 10, 2024 at Tony's BBQ in Groves, TX.

Respectfully submitted by: Karen Parsley for Debbie Weyant, Secretary



**HAPPY BIRTHDAY**

Martha Schroeder—11th  
Debbie Weyant—14th  
Wesley Jones—15th  
Kathy Smith—26th  
Doris Price—30th

**HAPPY ANNIVERSARY**

Paul & Kathy Smith—6th


## GOLDEN TRIANGLE A's 2024 CALENDAR

If anyone would like to sign up for a Dine & Drive or have anything to add to the calendar, please contact Bob & Pam Johnson at 409-781-3078.

JULY 9th—GTA Meeting	AUGUST 13th—GTA Meeting
SEPTEMBER 10th—GTA Meeting 21st— International Ford Model A Day 20-22—Coldspring Tour Hosted by the Butlers (Book Sunday Houses with Linda Currie @ 936-661-1530)	OCTOBER 8th—GTA Meeting
NOVEMBER 12th—GTA Meeting	DECEMBER 7th—GTA Christmas Party 11-14—National Awards Banquet in Salt Lake City, Utah TBD—Dine & Drive Hosted by the Smiths—Shangri La Christmas

*Please Join Us*

*To Celebrate  
2024 International  
Model A Ford Day*



**September 20 - 22, 2024**  
**Coldspring, Texas**  
**Hosted by the Butlers**

**FRIDAY, September 20**  
Drive to Coldspring Sunday Houses

6:30 P.M. - Drive to El Taquito Mexican Restaurant in Coldspring for dinner

**SATURDAY, September 21**  
8:00 - 8:30 A.M. - Go to the Paradise Grill for breakfast  
(The Courthouse Square will be blocked off for the parade on Saturday at the corner of Hwy 150 and the Paradise Grill. We can park on Cemetery Road to the left of the road block by the Methodist church. That will be a short walk across Hwy 150 to the Grill.)

9:00-10:00 Activities on the Courthouse Square

10:00 A.M. Watch Rodeo Parade on the Courthouse Square  
Bring folding chairs for viewing the parade. Those that do not want to spend time on the square can return to the Sunday Houses where we will meet to start the driving tour.

11:30 A.M. - Leave Sunday Houses for tour to Huntsville

1:00 P.M. - Arrive at The Cafe Texan on the Courthouse Square to eat, rest, & view museum (Also: There is a big antique mall in the block next to the cafe)

3:00 P.M. - Depart Huntsville and tour back to the Butler Ranch

4:30 P.M. - Arrive at the Butler Ranch for break (bring chairs)


6:30 P.M. - Depart Ranch to have dinner at The Hop

**SUNDAY, September 22**  
8:00-8:30 A.M. - Go to the Paradise Grill for breakfast.

Depart Sunday Houses for home!

**ALL TIMES INDICATED FOR THE TOUR ARE ESTIMATES AND FLEXIBLE**

The tour will be approximately 87 miles, and will take us through the forest and backroads to Huntsville, Texas. There we will visit the oldest restaurant in Texas and view the restaurant owner's private museum of unique items. Also, there is a big antique mall in the next block! Sunday House rental information is in the events calendar above. The Coldspring Inn can also be booked at 936-653-3008.



Model A's For Sale  
Contact: Wallace Harlow 409-720-7281



1930 Coupe - \$15,000

Five Window Coupe, 6 Volt, Cowl Lights, Rumble Seat



Labor Day has been a National holiday since 1894 when President Grover Cleveland signed the law that Congress passed designating the 1st Monday in September a holiday for workers.

**NEWSLETTER QUIZ**

1. What can you use to make a temporary gas gauge?
2. Who has a birthday and an anniversary in September?
3. What was the mystery part at the August meeting?
4. What are Bob's plans?

## Jim's Tech Tips

### *"Make and Carry a Temporary Gas Gauge"*

Every now and then you will come across a car or truck with an inoperable gas gauge. For example, the float sinks. You don't want to go driving around without knowing how much fuel you have in the tank.

Here are some basic instructions that you can use to make a temporary gas gauge, to use until the gauge is repaired. It's not a bad idea to carry it with you, to use on your car or to help someone traveling with you.

Take a simple paint stirring stick, like they give away at a paint store, and measure up from the end to mark the place indicating a Full tank. From there, you can use a ruler to estimate the  $\frac{1}{2}$ ,  $\frac{1}{4}$  and  $\frac{3}{4}$  levels. Score a line in the wood at these 4 places, and then darken each line with a black marker.

The gas tank changed design between 1928-29 and 1930-31. The '28-29 tank holds about 10 gallons, and the larger '30-31 tank holds about 11. That means that the distance to Full is slightly different between the two tanks.

I score and mark one side of the paint stirrer with the '28-29 height to Full of  $7\frac{1}{4}$ " and then mark off the quarters from there. Then I do the same on the other side of the stick using the 1930-31 height to Full of  $8\frac{1}{2}$ ". Label each side. Now you have a stick that can be used on any year Model A.

To use it, remove the gas cap (and the screen in the filler neck, if the car has one) and just dip the stick straight down until you touch the bottom of the gas tank. Now lift it out and see where the wet gas level is on the gauge. It will be approximate, close enough to drive with some confidence, knowing you will have enough fuel.

I hope you never get stuck with an inoperative gas gauge, but if you do, now you can be prepared with this temporary stick gauge.

*Have a Model A Day!*  
Jim Cannon



Ford Model A Factory line.




# Fashionably Speaking


By Fern Davis

September Means Back To School with Shoes and Accessories  
For the Coming Year • Here Are The New Models

Many of the students in our era, 1928-1931, wore uniforms to school. However, during the school year there were many social events which required fashionable dress and accessories, which are shown here. Never too young to get started on the right path! The coat-dress worn by a young model here is advertised as the height of fashion for any age. These pictures are from *Vogue*, August 15, 1928. Notice the becoming hat and lovely fur piece. A lovely outfit!



1. A foulard silk bag, scarf, and belt printed in red, white, and blue add chic to a plain crepe dress; Altman
2. White kid pumps with baby Cuban heels are smart with afternoon frocks of crepe or chiffon; Altman
3. Moire in soft colours fashions a pouch bag with a gilt mounting - appropriate for a young girl; Altman
4. Sub-debutante feet dance smartly in silver kid slippers with one strap and rounded baby Cuban heels; Frank
5. Satin slippers cut on classic lines may be dyed to match the colour of a young girl's party frock; Slater
6. Velvet in lovely colours is chic for evening bags. This one is mounted in gold; Saks-Fifth Avenue
7. Velvet in soft bright colours is quilted to make this charmingly youthful evening bag; Saks-Fifth Avenue
8. Loose satin bows add variety to this classic patent leather pump for sub-debutante wear; Saks-Fifth Avenue



## A Smart Golflex Version of Goupy's Famous Coat-Dress

The Coat Dress is a perfect type for early wear. At any daytime event this faultlessly tailored frock will confer outstanding chic on its wearer. The well-cut lapels, the buttoned cuffs, the crisp white silk pique touches—always so flattering at throat and wrists, the skirt with its easy width and buttoned-through front closing—these are details proclaiming the ideal tailleur. Its exclusive two-tone sheer worsted comes in claret, deer-skin, navy, or green, black, or brown, each flecked with white. \$32.50

**GOLFLEX**

Write Wilkin & Adler, Inc., 300 Seventh Avenue, New York City, if you can't find Frocks—and Coats—labelled GOLFLEX—at your favorite store.

## Modes That Tie Youth Hand and Foot To Fashion



**Golden Triangle A's On Tour**

Golden Triangle A's  
PO Box 22076  
Beaumont, TX 77720

