

 ICOM

IC-M804

MF/HF MARINE TRANSCEIVER

Long Range Communications Beyond the Horizon



Class E DSC MF/HF SSB Radio with

Distress Button for Emergencies

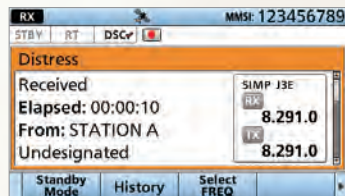
The IC-M804 meets ITU-R M.493-15 and ETSI EN 300 338-4 Class E DSC regulations. In an emergency, by pressing the large independent Distress button, a digital Distress signal is sent with GNSS coordinates and calls for help to other ships or coast stations.



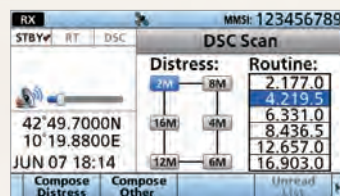
Distress button with a spring-loaded cover

Built-in DSC Watch-Keeping Receiver

The dedicated DSC watch-keeping receiver continuously scans the six distress channels in rotation. A total of 100 MMSI numbers (75 Individual and 25 Group) for DSC calls can be stored with a 10-character ID name.



Example of received Distress screen



DSC Scan screen

Intuitive User Interface

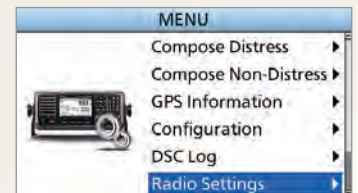
The combination of the directional keypad and soft keys provides simple operation. The most common functions are assigned to soft keys (at the bottom of the display) for quick push function access. The large ten-key pad enables you to smoothly enter channel numbers, MMSI numbers with ID names and so on.

4.3 inch Wide Viewing Angle Colour TFT Display

A high-resolution colour LCD provides an almost 180 degree very wide viewing angle and displays characters and function icons clearly. The night mode display ensures good readability in the dark for further convenience.



Night mode screen



Menu screen

Two Minutes Instant Replay Memory

The Instant Replay function automatically records the last 2 minutes of received audio. You can playback the received audio that you could not hear clearly, and will not miss any incoming call.

Meets Strict Environmental Requirements

The IC-M804 has passed rigorous environmental testing and quality assurance processes. It is designed to provide reliable operation and corrosion resistant durability under harsh maritime environments. The controller has IPX7 protection (1 m depth of water for 30 minutes).



Colour TFT Display

Integrated GNSS Receiver

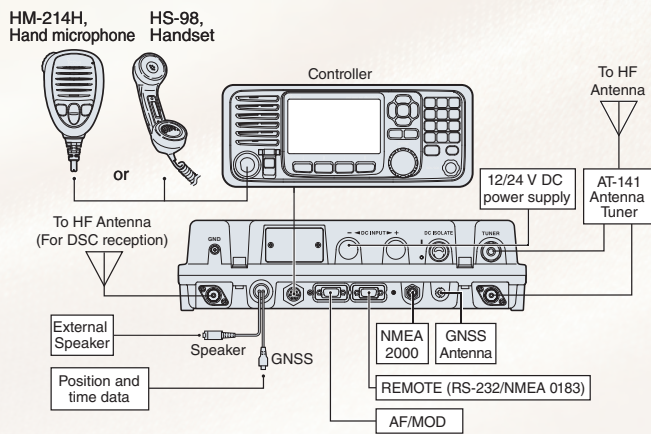
The GNSS receiver which includes GPS, GLONASS and SBAS function, is integrated into the IC-M804. Your position data, course, speed and UTC data can be received with a simple connection to the supplied GNSS antenna with a 5 m cable.



Supplied GNSS antenna

NMEA 2000™, NMEA 0183/-HS Connectivity

Using NMEA 2000™ connectivity, the IC-M804 can exchange GNSS, DSC call information, radio information and PGN list data on the network. NMEA 0183/-HS GNSS position data can also be converted to NMEA 2000™ data for other equipment.



AT-141 Automatic Antenna Tuner

The AT-141 automatic antenna tuner matches all bands to your antenna. If due to a fault the automatic tuner cannot tune the antenna, the IC-M804 bypasses the tuner and will display an alert on the display.

And More

- 125 W (PEP) of RF output through AT-141 output power
- 0.5–29.999 MHz continuous receiver coverage
- Advanced RF direct sampling system employed
- 12 or 24 volt DC power source (depending on version)
- Programmable microphone button for quick function access

MF/HF MARINE TRANSCEIVER IC-M804



IC-M804 controller
(Night mode screen)



Complete set with main unit and optional AT-141 antenna tuner

SPECIFICATIONS

GENERAL		
Frequency coverage	Receive	500 kHz–29.9999 MHz (continuous)
	Transmit	1.6–2.9999, 4.0–4.9999, 6.0–6.9999, 8.0–8.9999, 12.0–13.9999, 16.0–17.9999, 18.0–19.9999, 22.0–22.9999, 25.0–27.5000 MHz
	DSC	2.1875, 4.2075, 6.3120, 8.4145, 12.5770, 16.8045 MHz
Mode	TX/RX	J3E (USB), J2B (AFSK), F1B (FSK)
	RX only	J3E (LSB), A1A (CW), H3E (AM)
	DSC	F1B
Antenna impedance	50 Ω (unbalanced)	
Frequency stability	TX/RX	±10 Hz (below 29.9999 MHz)
	DSC	±10 Hz
Power supply requirement	10.8–15.6 V (12 V DC), 21.6–31.2 V (24 V DC) (negative ground)	
Current drain	Receive	Less than 6 A (12 V)/3 A (24 V) (Max. audio output)
	Transmit	Less than 40 A (12 V)/20 A (24 V) (Max. output power) (with 1.1 kHz and 1.7 kHz AF input)
Usable temperature range	–15 °C to 55 °C	
Dimensions (Projections not included)	Main unit	367 (W) × 95 (H) × 260 (D) mm
	Controller	274 (W) × 114 (H) × 86 (D) mm
Weight	Main unit	8.6 kg (approximate)
	Controller	760 g (approximate)

TRANSMITTER		
Output power (at Tuner output)	1.6–3.9999 MHz	85 W pep
	4.0–27.5000 MHz	125 W pep
Spurious emissions	Less than –50 dB peak output power (at Max. Power)	
Carrier suppression	More than 40 dB peak output power (at Max. Power)	
Unwanted sideband suppression	More than 55 dB peak output power (at Max power with 1500 Hz AF input)	

RECEIVER			
Sensitivity			
J3E, A1A	0.5–1.5999 MHz	30 dBμV emf (20 dB SINAD)	
	1.6–29.9999 MHz	8 dBμV emf (20 dB SINAD)	
J2B, F1B	1.6–29.9999 MHz 0 dBμV emf (1% error rate)		
	0.5–1.5999 MHz	44 dBμV emf (20 dB SINAD)	
H3E	1.6–3.9999 MHz 24 dBμV emf (20 dB SINAD)		
	DSC Sensitivity 0 dBμV emf (1% error rate)		
Squelch sensitivity		(Threshold)	(Tight)
J3E (at 12.230 MHz)		Less than 26 dBμV emf	Less than 96 dBμV emf
H3E (at 1.000 MHz)		Less than 36 dBμV emf	Less than 116 dBμV emf
Spurious response rejection	J3E	More than 60 dB (1.6 – 29.9999 MHz)	
	DSC	More than 90 dBμV emf	
Audio output power	4.0 W at 10% distortion with 4 Ω load		
Clarity variable range	±150 Hz		

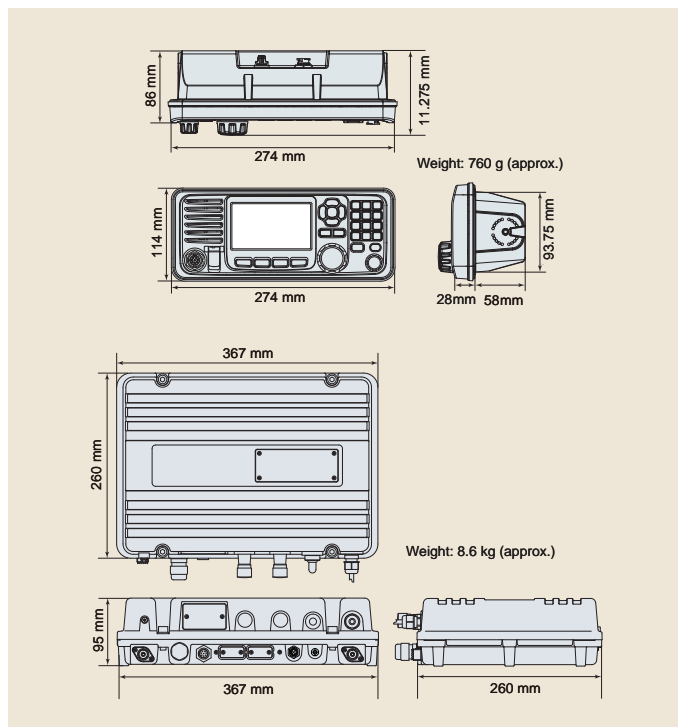
All stated specifications are subject to change without notice or obligation.

Applicable IP Rating

Ingress Protection Standard	
Remote controller	IPX7 (1 m depth water for 30 minutes)

Supplied accessories:
<ul style="list-style-type: none"> • Hand microphone • DC power cable • GNSS antenna • Remote controller and control cable • Mounting plates for the main unit • Mounting bracket kit for the remote controller

DIMENSIONS



OPTIONAL ACCESSORIES

<p>AT-141 #64 AUTOMATIC ANTENNA TUNER</p> <p>IPX6</p>	<p>OPC-1465 SHIELDED CONTROL CABLE for AT-141 (10 m)</p>	<p>HM-214H #13 HAND MICROPHONE (Same as supplied)</p> <p>Waterproof</p>
<p>SP-24E #02 EXTERNAL SPEAKER</p>	<p>HS-98 #18 HANDSET</p>	<p>MB-108 MOUNTING BRACKET</p> <p>Photo shows installation example.</p>
<p>MB-75 FLUSH MOUNT KIT</p>		

Icom, Icom Inc. and the Icom logo are registered trademarks of Icom Incorporated (Japan) in Japan, the United States, the United Kingdom, Germany, France, Spain, Russia, Australia, New Zealand and/or other countries. NMEA 2000 is a trademark of the National Maritime Electronics Association, Inc. All other trademarks are the properties of their respective holders.

Icom Inc. 1-1-32, Kamiminami, Hirano-Ku, Osaka 547-0003, Japan Phone: +81 (06) 6793 5302 Fax: +81 (06) 6793 0013

www.icomjapan.com

Icom America Inc.
www.icomamerica.com

Icom (Europe) GmbH
www.icomeurope.com

Icom (Australia) Pty. Ltd.
www.icom.net.au

Your local distributor/dealer:

Icom Canada
www.icomcanada.com

Icom Spain S.L.
www.icomspain.com

Icom Asia Co., Ltd.
www.icomasia.com

Icom Brazil
E-mail: sales@icombrasil.com

Icom (UK) Ltd.
www.icomuk.co.uk

Icom France s.a.s.
www.icom-france.com