


Board Separation... without the stress



Circuit P-series

- Powered separator blade
- Separates up to 700mm panels
- One step separation & finishing
- Depanels boards with components up to 70mm high
- Compensates for inconsistent web thickness
- Hardened & ground blades and guides
- Separates from 0.5 - 3mm thick panels
- Precision board edge conditioning
- Handles intermittent scoring
- 3mm separator channel
- Variable speed control

Circuit is a multi-tasking, single operation utility. Unlike other depaneling methods, Circuit combines up to 70mm component clearance with a narrow (3mm) blade channel. This can reduce production time where larger components would otherwise have to be introduced after depanelisation. Circuit uses precision, hardened & ground separator blades with score-location guides.

The system will improve your productivity by faster processing, a superior quality finish and, since there is no flex or distortion in the process, you can expect a significant reduction in post breakout board or component failure. It will even salvage panels which have not been scored deeply enough! The blades effortlessly slice the remaining web leaving board edges clean and smooth, with no need for further de-burring. Web thickness can also be increased, giving the panel more rigidity for component mounting and soldering operations.




The Powered series Circuit is the preferred option for bulk-batch separation, providing the operator with effortless high speed productivity and control.

Circuit M-series


- Manually operated separator
- One step separation & finishing
- Superior micro-board processing
- Compensates for inconsistent web thickness
- Depanels boards with components up to 70mm high
- Accepts boards with component overhang
- Hardened & ground blades and guides
- Separates from 0.5 - 3mm thick panels
- Precision board edge conditioning
- 3mm separator channel
- Quick & simple set up



The Manual series Circuit is the preferred option for micro-board separation, providing the operator with more finger-tip and visual control.



High value circuitry with intermittent scoring and overhanging components are highly susceptible to damage at breakout



the professional's choice

CIRCUIT

The trouble with breakout


Post-production board failure is a major concern in PCB manufacture. One of the largest contributing factors to board failure can be found in depaneling or breakout of delicate pre-loaded boards.

A compromise has always been met between score depth and panel rigidity to ensure surface mount effectiveness. However, this rigidity is the root cause of stress produced in conventional "breakout" resulting in component detachment and circuit failure.


Board edge consistency is vital within modern assemblies. Irregularity in web breakout requires finishing, adds cost to the production and, at worst, can cause rejection.

Maximum use of panel area has led to narrow separation channels, often with components built tenuously close to the board edge and beyond! This leaves little room for inaccuracy in separation.

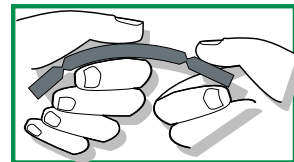
The cost of depaneling can be considerable - in both time and product loss due to failure.



Does your depaneling process involve one of these?



Circuit will eliminate breakout-related failure, separate virtually any pre-loaded, pre-scored panel, produce a perfect edge to every board and do it precisely.



Manual breakout is a major contributor to board failure.

Traditional Breakout

Circuit Separation

Circuit eliminates web irregularity caused by traditional breakout.

Specification	Circuit P35	Circuit P70	Circuit M35	Circuit M70
Length	980mm	980mm	980mm	980mm
Width	450mm	450mm	450mm (variable)	450mm (variable)
Height	430mm	500mm	425mm	495mm
Weight	58kg	59kg	57kg	58kg
Supply	240v AC 50Hz (1-24m/min.Variable)		Manual	Manual
Panel Clearance (top)	34mm	70mm	34mm	70mm
Panel Clearance (bottom)	28mm	28mm	28mm	28mm
Blade Angle	13°	13°	28°	28°
Guides	Hardened & Ground	Hardened & Ground	Hardened & Ground	Hardened & Ground
Max Panel Size	700mm	700mm	400mm	400mm

Every effort has been made to ensure that the information in this document is correct. However, the manufacturers reserve the right to change specification without notice.



Advanced Systems & Technology for PCB Manufacturers

Seetrax CAE Limited
 Woodstock, Hangersley Hill,
 Ringwood, Hampshire, BH24 3JP, UK
 Telephone: (UK) 01425 489666
 Facsimile: (UK) 01425 461641

E-mail: machines@seetrax.com
 Website: <http://www.seetrax.com>

We have the stress-free alternative

