
Bluebird Environmental's

ECO ALLIES

newsletter



Smooth green snake

SUMMER SPOTLIGHT!

Learn about different
reptiles!

What's Inside

- 4 Match the reptiles!
- 6 Storytime - A Little Hole In The Moon
- 7 How to make suncatchers/
wind chimes

Word Search

FIND THE WARM CLIMATE ANIMALS!

F	L	A	M	I	N	G	O	J	G	T	A	K	I
A	W	T	U	Y	N	U	I	O	M	F	B	O	L
R	A	E	L	E	P	H	A	N	T	D	S	A	A
E	X	D	E	R	R	T	T	Y	I	S	S	L	E
I	X	F	Y	X	U	N	T	M	G	Y	R	A	L
N	Q	U	I	K	L	J	S	U	E	E	F	R	N
I	W	U	B	L	E	O	P	A	R	D	O	H	M
C	C	F	K	I	O	T	R	U	A	E	B	Y	M
E	W	I	C	U	I	M	P	A	H	Z	E	A	I
R	C	H	T	E	A	I	M	B	U	R	Y	N	O
O	E	C	R	O	C	O	D	I	L	E	R	A	K
S	D	F	G	H	J	R	B	S	I	O	P	R	E
E	F	M	I	A	U	T	C	H	A	W	K	N	A
B	U	F	F	A	L	O	S	U	H	I	E	O	P

ELEPHANT

KOALA

HAWK

LEOPARD

TIGER

BUFFALO


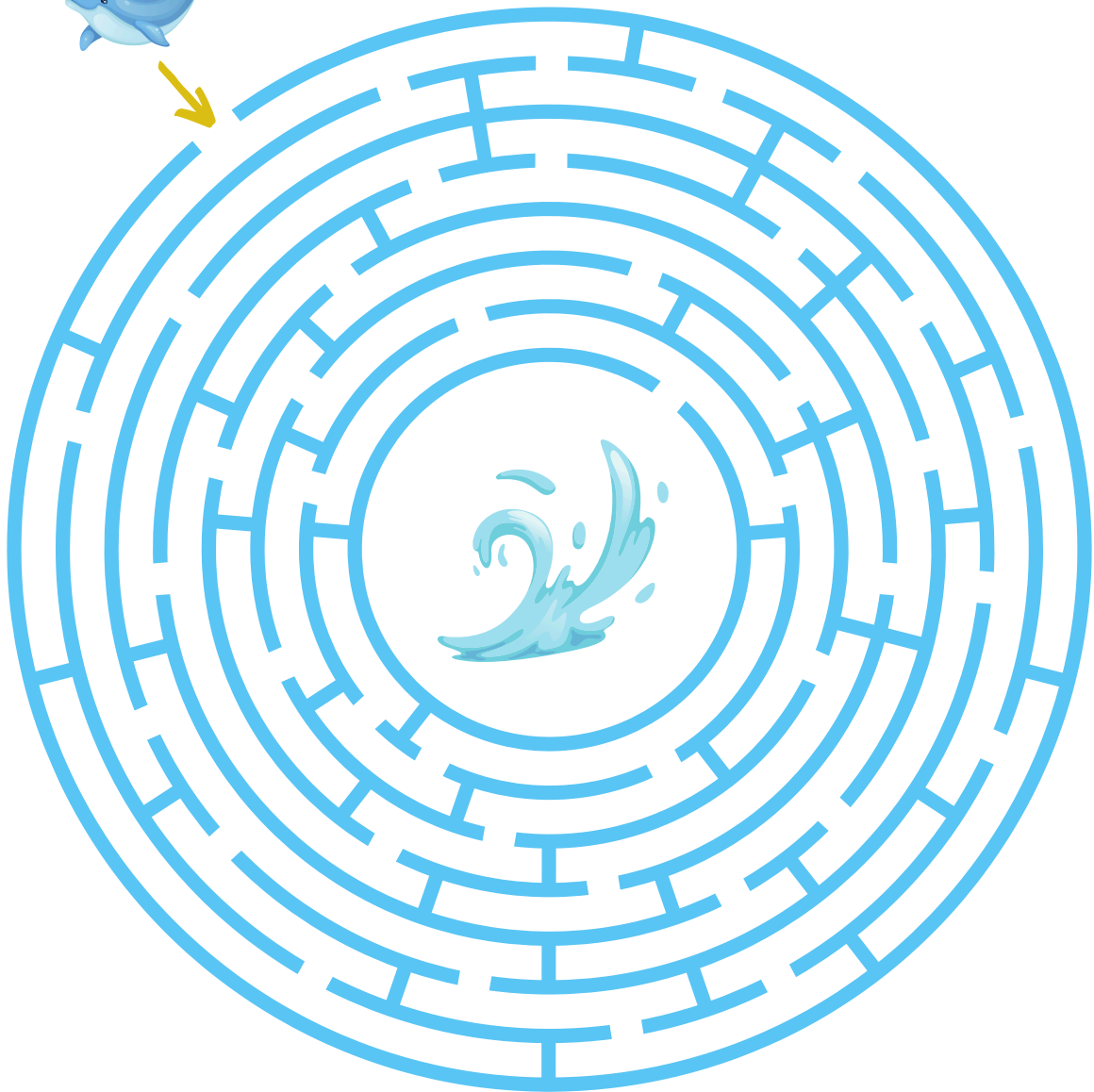
HYENA

FLAMINGO

CROCODILE


Maze Game

Help the dolphin find its way back to the water!




Word Match


Match the reptile to its correct name!



Skink



Alligator




Iguana





Turtle



Chameleon




Snake




Classification

Classification is when animals are divided into groups based on their similarities and differences. Below are some examples.




INVERTEBRATE



MAMMAL



FISH





BIRD



REPTILE



AMPHIBIAN



Story Time!

A LITTLE HOLE IN THE MOON:

Written by Pedro Pablo Sacristan

During a very hot period the big snowy mountain lost her covering of snow and, with it, all her cheerfulness. The moon, who was always bright and shining, wanted to help her friend. So she made a hole in her lower part and blow through it softly so a small amount of the magic dust that made her shine would fall on the mountain in the form of light snow.

Once opened, nobody could seal the hole again. The moon continued to blow and after several nights lost all her white dust and looked so empty that she was almost invisible and the nights became completely dark and sad. Upset by this, the mountain wanted to give the snow back to her friend. However, because it was impossible to make it snow upwards, she lit a fire inside herself until she became a volcano. The fire turned the snow into a white smoke that rose up as high as the moon, filling her gradually each night until she was once again bright.

The moon set off on her travels in the hope of finding another mountain who could turn into a volcano. Each grateful town she came across found a way to make it snow upwards. And so, every month, the moon sprinkles her magic dust across the world until she disappears, knowing that in a few days her friends would find a way to make her shine brightly again.

Craft Time!

WIND CHIMES/SUNCATCHERS



SUPPLIES

- Contact Paper
- Scissors
- Marker
- Mason Jar Lids
- String
- Stick

STEPS

1. Shape the contact paper

- Cut a small piece of contact paper and trace the mason jar rings onto the non-sticky side. Then peel the backing off the contact paper and tape onto the surface, sticky side up.

2. Get creative

- Arrange the items you want inside the traced circles (e.g., flower petals, leaves, etc.).

3. Seal

- Once all items have been arranged, press another piece of contact paper on top to seal the items inside (sticky side down).

4. Hang and enjoy!

- Cut along the traced line and place inside the mason jar rings. Attach string to each and hang along the stick. Hang the finished product and enjoy!





| Bluebird Environmental

Contact us!

www.bluebirdenvironmental.ca



@bluebirdenvironmental