

---

Bluebird Environmental's

# ECO ALLIES

newsletter



Snowy owl in winter

## WINTER WONDERS!

**Learn about Arctic species!**

### ***What's Inside***

---

- 4 Arctic species fun fact match
- 6 Storytime - A Flower a Day by Pedro Pablo Sacristan
- 7 How to make a pop bottle terrarium



# Word Search

Find the winter words!

B	A	R	C	T	I	C	F	O	X	G	K	L	P	H
P	M	E	T	T	E	N	R	F	S	K	I	I	N	I
E	V	I	C	V	W	B	O	D	S	H	J	M	O	B
N	D	N	P	U	S	Y	S	S	N	M	O	O	S	E
G	B	D	I	N	N	E	T	G	L	A	C	I	E	R
U	F	E	N	T	O	M	I	G	R	A	T	I	O	N
I	H	E	E	S	W	C	O	F	F	E	E	L	I	A
N	S	R	C	R	F	Q	T	R	L	O	W	L	M	T
E	O	K	O	I	A	U	S	W	A	N	P	K	N	I
L	N	Y	N	R	L	L	A	N	K	E	T	I	E	O
B	O	R	E	A	L	F	O	R	E	S	T	H	Y	N


ARCTIC FOX  
BOREAL FOREST  
FROST  
GLACIER

HIBERNATION  
OWL  
PENGUIN  
PINECONE


MOOSE  
MIGRATION  
REINDEER  
SNOWFALL

# Colouring Time

Colour the animals observed in the Winter.




Wolf




Arctic Fox



Arctic Hare



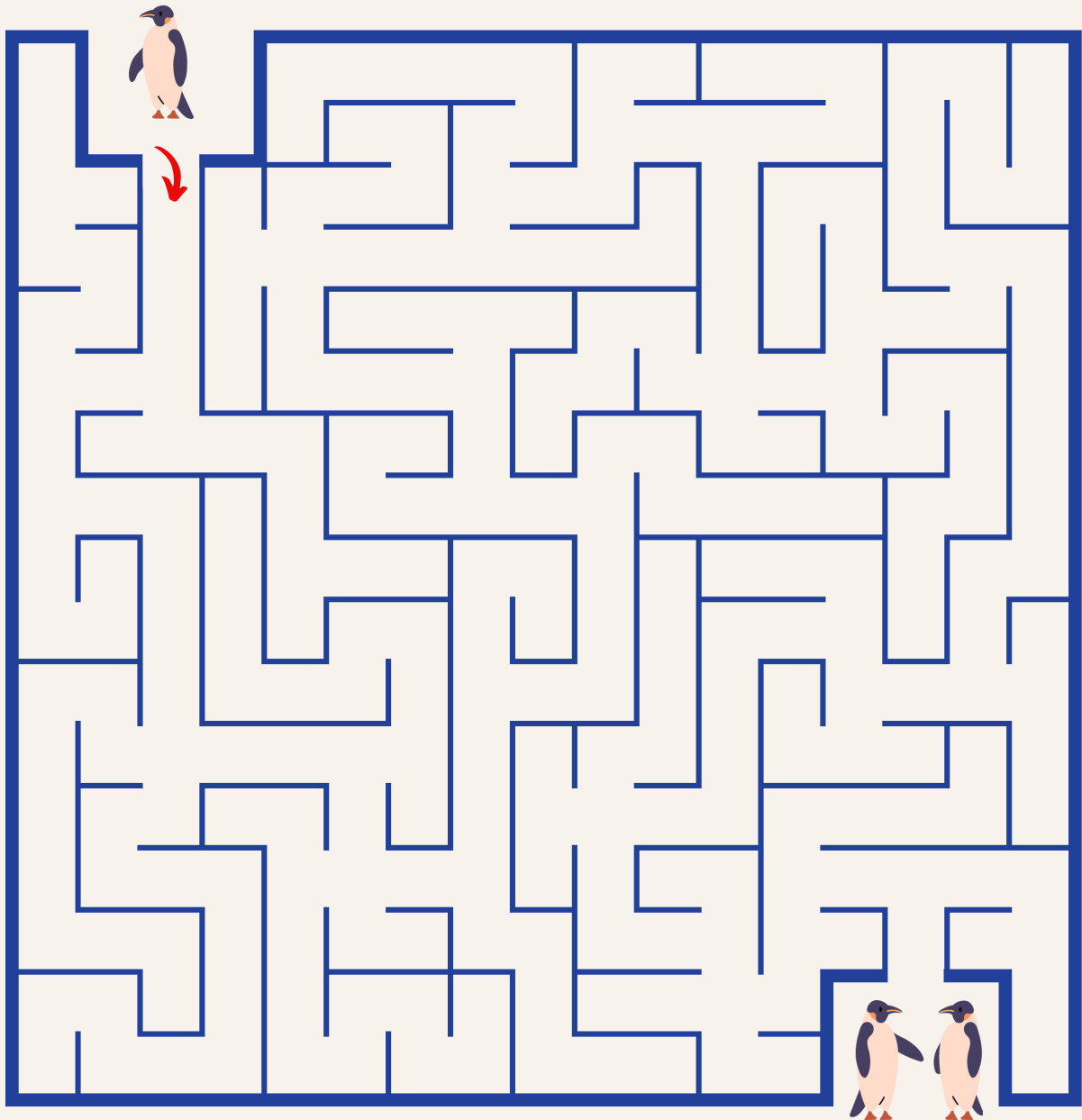
Polar Bear



Penguin


# Maze Game

Help the penguin find its family!



# Word Match

Match the Arctic animals to their fun fact!




Beluga Whale




Walrus



Polar Bear




Caribou



Narwal



Arctic Hare



Deer



Emperor Penguin

1. Beneath their fur their skin is black
2. Have scent glands on their ankles that emit a danger warning odour
3. Both males and females have tusks
4. Can hop upright on their hind legs, just like kangaroos!
5. Can dive for up to 25 minutes and can reach depths of 800 meters
6. Spend their entire lives in Antarctica
7. Can dive about a mile deep
8. Are good swimmers despite having hooves

# Story Time!

## A FLOWER A DAY

*Written by Pedro Pablo Sacristan*

Once upon a time there were two friends who lived in a palace with their families, who worked in service of the King. One of these boys knew a girl he liked so much that he wanted to give her a present.

One day, he was walking with his friend in the main palace hall, and he saw a big vase filled with the loveliest flowers you could imagine. He decided to take one to give to the girl, thinking that no one would see him do so. He did the same thing the next day, and the next, and the next... until, one day, the King noticed how few flowers were left in the vase. He was so angry that he called everyone in the palace to assemble.

As soon as the boy said that he had done it, the King went red with anger, but on hearing what the boy had done with the flowers, a smile appeared on the King's face, and he said,

"I couldn't have thought of a better use for my flowers."

And, from that day, the boy and the King became great friends. They went to the vase and took two of those wonderful flowers, one for the girl, and the other for the Queen.

# Craft Time!

## POP BOTTLE TERRARIUM

### Supplies

- Plastic pop bottle
- Potting Soil
- Scissors
- Small Pebbles
- Small Plant(s)



## STEPS

### 1. Cut the bottle

- With the scissors or an Exacto knife, cut the empty pop bottle at the top of the label and the bottom so it is in three pieces.

### 2. Lay the base

- In the bottom part of the bottle place the pebbles followed by the potting soil. This will give the plant drainage.

### 3. Add the plant(s)

- Add the plant(s) to the soil, taking care to cover the roots entirely. You may need to add additional soil to achieve this.

### 4. Display

- Once the plant feels secure, water it and place the top part of the bottle over the bottom so it is overlapping. Put in a sunny place and enjoy!





| Bluebird Environmental

**Contact us!**

[www.bluebirdenvironmental.ca](http://www.bluebirdenvironmental.ca)



@bluebirdenvironmental