

Leadership Committee:  
Jon Lorence, President  
[lorence5@aol.com](mailto:lorence5@aol.com)

Joan Lorence  
[lorence5@aol.com](mailto:lorence5@aol.com)

Sharon Neff  
[snfw20@aol.com](mailto:snfw20@aol.com)

Denise Klemp  
[denisek1627@gmail.com](mailto:denisek1627@gmail.com)

Treasurer, Cathy Wilcox  
[cfwilcox952@gmail.com](mailto:cfwilcox952@gmail.com)  
Secretary, Mike Hampton  
[mike\\_eios@qwest.net](mailto:mike_eios@qwest.net)

AOS representative,  
Andy Coghill-Berends  
[mistercoghill@hotmail.com](mailto:mistercoghill@hotmail.com)  
MAOC representative  
Nile Dusdieker  
[niledusdieker@gmail.com](mailto:niledusdieker@gmail.com)

Newsletter and Website  
Mike Hampton  
[mike\\_eios@qwest.net](mailto:mike_eios@qwest.net)

Nile Dusdieker  
[niledusdieker@gmail.com](mailto:niledusdieker@gmail.com)

**In This Month's Newsletter:** Note from the President, June progressive dinner, How to grow Catasetums, Ten years of EIOS orchid shows, Jon Lorence's beauties

**The Spike**

**Fall 2023**

EIOS is Now on Facebook! At [easterniowaorchidsociety](https://www.facebook.com/easterniowaorchidsociety)  
And on the web at [easterniowaorchidsociety.org](http://easterniowaorchidsociety.org)



**HELP NAME THIS CROSS!**

In this newsletter we reminisce about our past orchid shows, now in their 10th season. This cross was made 10/15/14 at our show at Noelridge Greenhouse. between my **Ctt. Portia** (*bowringiana x labiate*) and Carson Whitlow's **C. Tanya Duncan** (C. Heathii x C. Canhamiana). I have several of these and they are finally starting to bloom. **What should I call it?** It has not been registered before. I will take suggestions at our September meeting. *Nile*

**PRESIDENT'S BLURB**

Seems like forever since our last meeting. Hope this newsletter finds you well and ready for another orchid season of programs, activities, and shows. I believe we have a good schedule for the year with three guest speakers that you will enjoy. There will be a written copy of the schedule and social activities available at the meeting for you to take home. Don't go home without it!

Summer has been a challenge with the orchids to say the least. It has been interesting trying to maintain the balance between the heat and the water and airflow. However, I must say that some of the orchids appear to enjoy it. We'll find out soon enough.

Our meeting is September 7th. Our program is the plant auction. Please help to raise funds for our Society by donating a division of a plant you may have divided, or maybe there is that one plant that continues to grow year after year but just

(Continued on page 6)

**Calendar of Events**

|   |                                     |
|---|-------------------------------------|
| <b>EIOS September Meeting: This is our 'Quarter Auction' for plants donated by members. Also general question about orchids</b> | <b>Thurs. Sept 7th, 2023 6:30pm</b> |
| <b>Wisconsin Orchid Show in Milwaukee, WI EIOS plans exhibit.</b>   | <b>Sept. 16-17 2023</b>             |
| <b>EIOS October Meeting: Preparing for our upcoming orchid show and 'Yikes, Bugs, Now What?'</b>                                | <b>Oct. 5th, 2023 6:30pm</b>        |
| <b>Orchids are a Scream: 10th Anniversary Eastern Iowa Orchid Show and Sale</b>   | <b>Oct. 28-29, 2023</b>             |
| <b>EIOS Nov. Meeting: Orchids, What are they What's in a name?</b>  | <b>Nov. 2nd, 2023</b>               |
| <b>EIOS Holiday party: Free Plant to all paid members.</b>  | <b>Dec. 7th, 2023</b>               |

# Our June Progressive Dinner and Orchid Growing Tour was Much Fun!



Our last meeting in the Spring was a road trip to tour three member's growing areas. First we gathered at **Jon and Joan Lorence's home near Lake McBride State Park just outside of Solon.** They have a free standing greenhouse that is sunk 3-4 feet into the ground. Jon can grow everything from Phragmipediums and Paphiopedilums to Vandas depending on where and how high they are placed in the



greenhouse. The sunflower flag was a nice touch. Joan and Jon had a nice spread of appetizers with the help of others who contributed pot luck.



Next stop was at **Nile and Lois Dusdiekers at Mid-River north of North Liberty** for the main course. They have a greenhouse atop their third garage which is great in the winter. *'Walk right in'* with jammies on in the morn-

ing! Sumer is a bit too hot; so all their orchids are moved outside to a pergola open to the elements but protected from munchies with a wire mesh. Orchids live there from late May till early October. Julie Farmer found a



blooming Stanhopea and Denise saw something interesting - hopefully not some bugs!

Our final trek led the group to Swisher, just up the road to visit **Bill Englert's backyard.** He grows orchids along the side of his house and under the eaves but he is also known for his Bonsai collection. Wonderful miniature trees



were abundant in his backyard.

*At last we all sat around with our tummies full and discussed plant issues of the day.*  
**Nile**

## Amazing Catasetum Chuck Taylor 'Kat' FCC 90 pts, CCE 90 pts

Bruce Byorum is an EIOS member from the Quad Cities and he sent this plant for Chicago Monthly Judging in July. He received 2 awards, a First Class Certificate for flower quality and a Certificate of Cultural Excellence for his culture. I believe these two awards are the highest scores any member of our club has ever received. I asked him to write a small blurb on how he grows these gems! *Nile*



*I grow in my basement under led lights and in sphagnum moss. Usually about 40% humidity and 74 degrees. While the plants are in low water stage I spray generously with a spray bottle three times a week to keep the sphagnum moss damp. Once the plants get to the high water stage I water three times a week. On Monday I water and fertilize at full strength, then I water on Wednesday and Friday. I water with city water that comes out of the Mississippi river. The plants are in small groups under two 100 watt led flood lights. When the plants are small they*



*will be about 2 feet from the lights. As the plants grow, they may get within 6 inches of the lights. The lights are on for 16 hours a day. Most of the time I don't change the photoperiod. I follow Fred Clark's directions for restricting water to encourage the plants to change to dormancy. You can get these directions from the SVO Orchids web site.*

[www.sunsetvalleyorchids.com](http://www.sunsetvalleyorchids.com)



*This routine works for me in my basement under led lights. This may not work for you under the conditions where you grow. Great Growing, Bruce Byorum*

**Just for FUN, I asked ChatGPT "How to bloom Catasetums?"** Catasetums are known for their dramatic and colorful blooms. To encourage your Catasetum to bloom, you need to provide the right care and understand their unique growth cycle. Here's how to help your Catasetum orchid bloom: 1. Dormancy Period: Catasetums have a growth cycle that includes a dormant period. During this phase, which typically occurs in the fall or winter, the orchid will lose its leaves. This is a natural process and is necessary to trigger blooming. To induce dormancy, gradually reduce watering and provide cooler nighttime temperatures (around 50-60°F or 10-15°C). Keep the orchid in a slightly drier state during this time. 2. Patience: Blooming Catasetums require patience. After the dormant phase, you'll notice new growth emerging. This is the sign that the orchid is transitioning into its active growth phase and preparing for blooming. Be patient and provide the orchid with the right conditions to allow the flower spikes to develop. 3. Transitioning to Active Growth: As the new growth emerges and the plant transitions out of dormancy, gradually increase watering and return to regular care routines. This transition is crucial for the orchid to gather the energy it needs for blooming. 4. Lighting: Place your Catasetum in a location with bright, indirect light. Adequate light is essential for the plant to produce flower spikes. However, avoid direct sunlight during the hottest part of the day, as it can damage the leaves. 5. Fertilization: Once your Catasetum is actively growing, start feeding it with a balanced, water-soluble orchid fertilizer at half the recommended strength. Fertilize every 2-4 weeks during the growing season to provide the necessary nutrients for blooming. 6. Flower Spike Development: With proper care, your Catasetum should develop flower spikes. These spikes will emerge from the new growth. They usually start to develop in *late winter or early spring*. (oops!) As the spikes mature, you'll notice them growing taller and thicker. 7. Careful Handling: Catasetum flower spikes are delicate and can be easily damaged. Avoid bumping or disturbing the spikes during their development. 8. Continued Care: Continue providing your Catasetum with consistent care as the flower spikes develop. Adequate water, light, and fertilization are essential throughout the process. 9. Blooming: Once the flower spikes have fully developed, they will produce colorful and fragrant flowers. The exact timing of blooming varies depending on the specific Catasetum variety and growing conditions. Enjoy the stunning blooms and their unique appearance. Remember that successfully blooming Catasetums requires attention to their growth cycle, as well as consistent care and patience. Understanding the dormancy phase and providing the right conditions during the active growth phase will greatly increase the chances of your Catasetum producing beautiful flowers. **Not bad for a computer! When is Skynet coming? And the TERMINATOR! NILE**

Put this on your calendar! We always have fun. Come see and buy great orchids! Oct. 28-29, 2023.

*Yes this is our 10th show.*

It all started in October of 2012 with our opening show in the Horticultural Commons of Kirkwood Community College. We partnered with the floriculture program and featured orchid corsages and arrangements in addition to exhibits from neighboring orchid societies. This was our first AOS judged show shown below.




We next moved to the tropical greenhouse at Noelridge Gardens, Cedar Rapids, 2013-16 which was a much larger venue with 'built in floral backgrounds!' We added orchid related crafts such as photographs and orchid quilts by Dorothy Hampton (which she has exhibited nearly yearly ever since.) We had a bug issue in 2017 and Covid in 2020 so we skipped those years. Two of our exhibits (2013 & 2016) are shown here. More on the next page.



# Orchids are a SCREAM

## 10<sup>th</sup> Anniversary Show

### 2023



ELKS LODGE HALL, 801 33<sup>RD</sup> AVE. SW  
CEDAR RAPIDS, IOWA

**SATURDAY**  
**10AM - 5PM**  
**SUNDAY**  
**10AM - 4PM**  
**Orchid Displays**  
**Halloween Theme**  
**Orchid Vendors:**



**OCTOBER 28<sup>ND</sup>**  
**OCTOBER 29<sup>RD</sup>**  
**Free Admission**  
**Fun for All Ages**  
**Plants & Collectables**

SPONSORED BY THE EASTERN IOWA ORCHID SOCIETY  
[www.easterniowaorchidsociety.org](http://www.easterniowaorchidsociety.org)



# ORCHIDS ARE A SCREAM 2023!





In 2018 the club moved the show to our current venue, the Elks Lodge Hall at 801 33rd Ave. SW, Cedar Rapids. This is a wonderful large room with easy access. EIOS started to do displays in-the-round in the center of the room. The number of participating societies and individual exhibitors increased every year. We also offered great hospitality to the exhibitors, vendors, and judges including a Friday night get-together at a nearby restaurant. Each year our show has plants and displays that receive American Orchid Society awards in addition to ribbons. We did skip the Fall of 2020 due to Covid but have been back ever-since. We adopted a Halloween Theme and our participating exhibitors have had fun adjusting their exhibits with skeletons, an orchid graveyard, and even an ax person. Come and see what we will have this year. It is not too scary. Kids seem to really enjoy the show. Vendors will have lots of plants for sale - best selection is Saturday morning. **See Ya There!**

Our 2023 show will feature hundreds of blooming orchids beautifully displayed by exhibitors from regional orchid societies, amateur hobbyists, and professional orchid growers from around the Midwest, all centered around a Fall Halloween theme. Orchid related crafts and collectables will also be displayed. All orchids and exhibits will be judged by American Orchid Society judges. Visitors are encouraged to cast their votes for 'The People's Choice Exhibit,' their favorite in the show. A wide variety of orchid plants and collectables will be for sale by four regional vendors. Volunteers will be present to answer questions about the orchids in the show. The show venue is family friendly and offers an "up close and personal" view of some of nature's most exotic flowers, plus some Halloween fun for all ages! Come celebrate our 10<sup>th</sup> Anniversary Show.




## Eastern Iowa Orchid Society

Micheal Hampton  
2280 McGowan Blvd.  
Marion, IA 52302-2258



Some of Jon Lorence's beauties that bloom in the Summer. Clockwise from the top left:  
*Lycaste Nobuo*; three *Vandas* *Jairak Brown*, *Pink and Beautiful*; *Dendrobium Star Sapphire*; *Dendrobium Edifrans Gem*; *Paph French Delight*.  
**GREAT GROWING!**



### The Eastern Iowa Orchid

*A small group of people with a big love of growing orchids*

[www.easterniowaorchidsociety.org](http://www.easterniowaorchidsociety.org)

*(Continued from page 1)*

won't bloom. Donate them to the auction. Money generated by the auction will help fund our Holiday Dinner in December. Thank you in advance.

The show season begins in September (Wisconsin Show Sept 16-17) and our own show October 28th & 29th. So mark your calendars and prepare your plants for the shows.

We always try to have a show-and-tell at each meeting so that we can see what people are blooming. It also helps when I have a similar plant but can't get it to bloom to learn what I might do to help my plants. So bring your plants for all to enjoy and learn from. It doesn't matter how small or the number of flowers that they have. Getting the plants to bloom can be a challenge and we can all learn from our mistakes and successes, and those of others as well.

I hope to see you at the meeting September. 7th.

October meeting will be show prep on Oct. 5th  
November 2nd will be program on Orchid Names  
Our Holiday Party will be Dec 7th  
No January Meeting.

### Hosts for Upcoming Sept. Meeting

**Jon and Joan Lorence**

### Directions to the First United Methodist Church in Shueyville, Iowa

This is half way between Cedar Rapids and Iowa City, The church is located 1 mile EAST of Exit 10 (Swisher-Shueyville) off Interstate 380. Our meetings begin with a social time at 6:30 pm; followed by the official meeting and program at 7:00 pm. Meetings are free and open to anyone interested in orchids! Our club displays orchids at regional orchid shows and participates in American Orchid Society orchid judging. Meeting programs include beginning orchid growing, discussion about various types of orchids and orchid conservation, plus plant sales and holiday party just for fun. Enjoy our website, [easterniowaorchidsociety.org](http://easterniowaorchidsociety.org), read our newsletters, attend our Fall Orchid Show in Cedar Rapids, Iowa, and come join us at our next meeting!