


Procedure for Joining Cables

using


Adhesive-Lined Heat-Shrink Splice Crimps

(Butt Connectors)


1. Adhesive-Lined Heatshrink Butt Connector and two cables –




2. Strip the ends of the cables to be joined –




3. Insert the stripped cable ends into the Butt Connector from each side –







4. Crimp each cable into the Butt Connector using a suitable Crimping Tool –



5. Finished crimps –



6. Heat the Heatshrink Sleeving until it's shrunk and the Adhesive flows out –



7. Finished joint –

