








ATOM 250kg SWL wheelchair winch - using the new quick-release fixing plate



1 - Unfasten and remove the winch cover



2 - Unplug the wiring from the side of the winch unit



3 - Locate the pin, lift and rotate



4 - Push and slide the winch free from the fixing plate