


# Initial Letter Sounds

## m and t



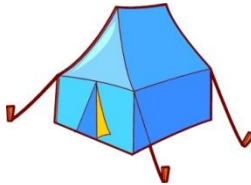

Cut on the line above, cut out the letters- laminate this paper and letters so it can be used again. Now put Vecro on the back of the letters and in the rectangles under the pictures.



Names for pictures--- ( row 1) tree, moon, mop ---- (row 2) table, turkey, mud ----

# Initial Letter Sounds

m and t



Cut on the line above, cut out the letters- laminate this paper and letters so it can be used again. Now put Vecro on the back of the letters and in the rectangles under the pictures.



Names for pictures--- ( row 1) maze, mask, tape ---- (row 2) ---- mummy, tent, ten

# Initial Letter Sounds

m and t



Cut on the line above, cut out the letters- laminate this paper and letters so it can be used again. Now put Vecro on the back of the letters and in the rectangles under the pictures.



Names for pictures--- ( row 1) tie, man, tiger ---- (row 2) ---- monkey, tacks, moon