
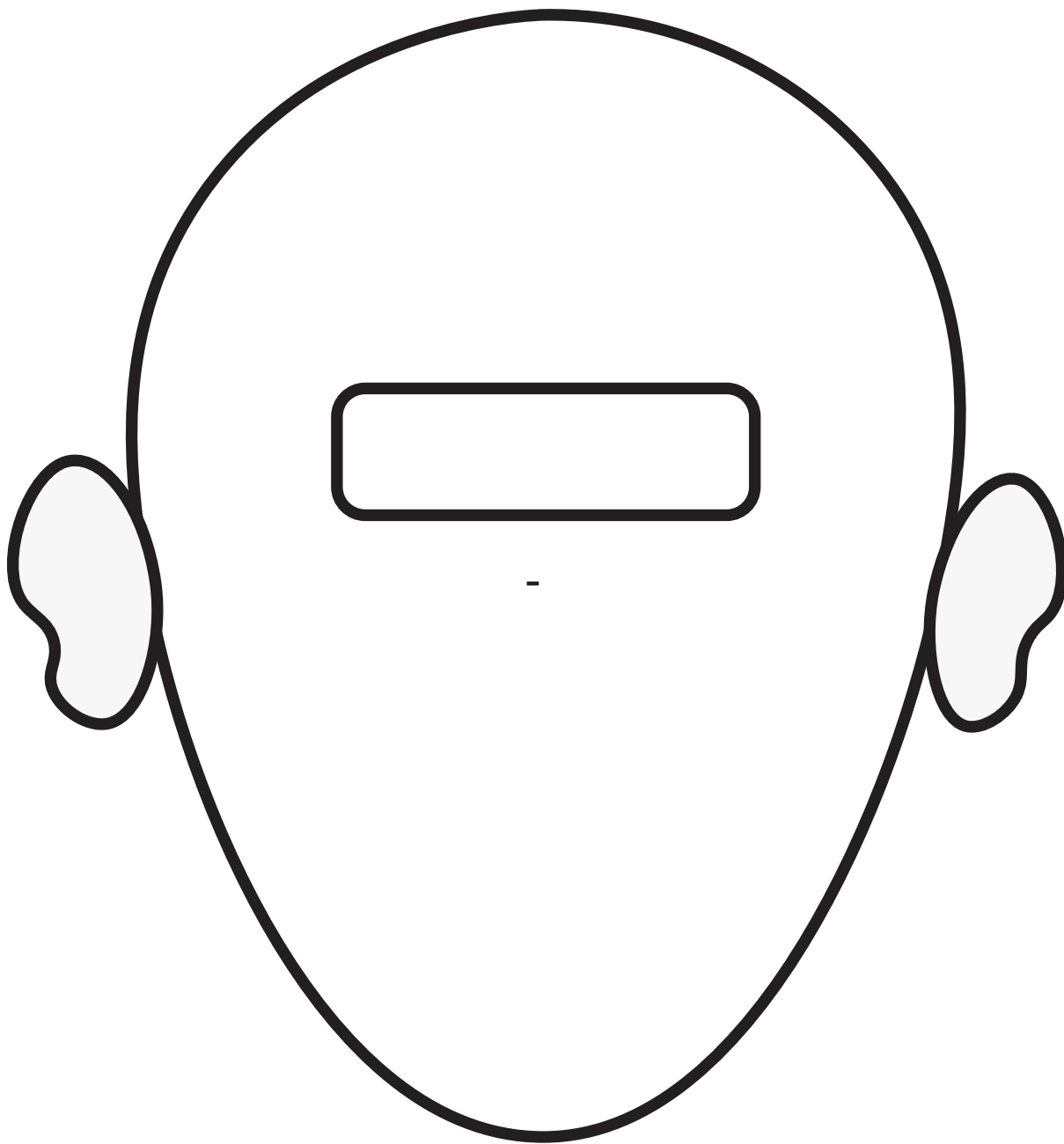


THROUGH
PATIENCE A
RULER CAN BE
PERSUADED,
AND A GENTLE
TONGUE CAN
BREAK A BONE.
PROVERBS 25:15

THROUGH
PATIENCE A
RULER CAN BE
PERSUADED,
AND A GENTLE
TONGUE CAN
BREAK A BONE.
PROVERBS 25:15






Colour the face and cut out the eye slot.
Thencolour the eyes and mud.
Finally, pin the eye circle behind the face and
rotate to re-tell the story. John 9



To make your binoculars, take three cardboard tubes. Cut one in half lengthwise and roll it up tightly. Stick the rolled up cardboard in between the two whole tubes. You can use glue or sellotape. Cut a long piece of paper to the same width as your cardboard tubes. Glue this to the outside and decorate.

If you have no cardboard tubes, you can use some card from a cereal box or packaging to make some. For the paper, if you don't have coloured paper you can use whatever you do have – wrapping paper, brown parcel paper, printer paper.



Cover the top part of a cardboard tube in brown paper to make the face and the rest in another colour for the clothes. Draw a face on each side – one with blind eyes and one with seeing eyes. Make some hair to cover up one face at a time and use it to tell the story in John 9