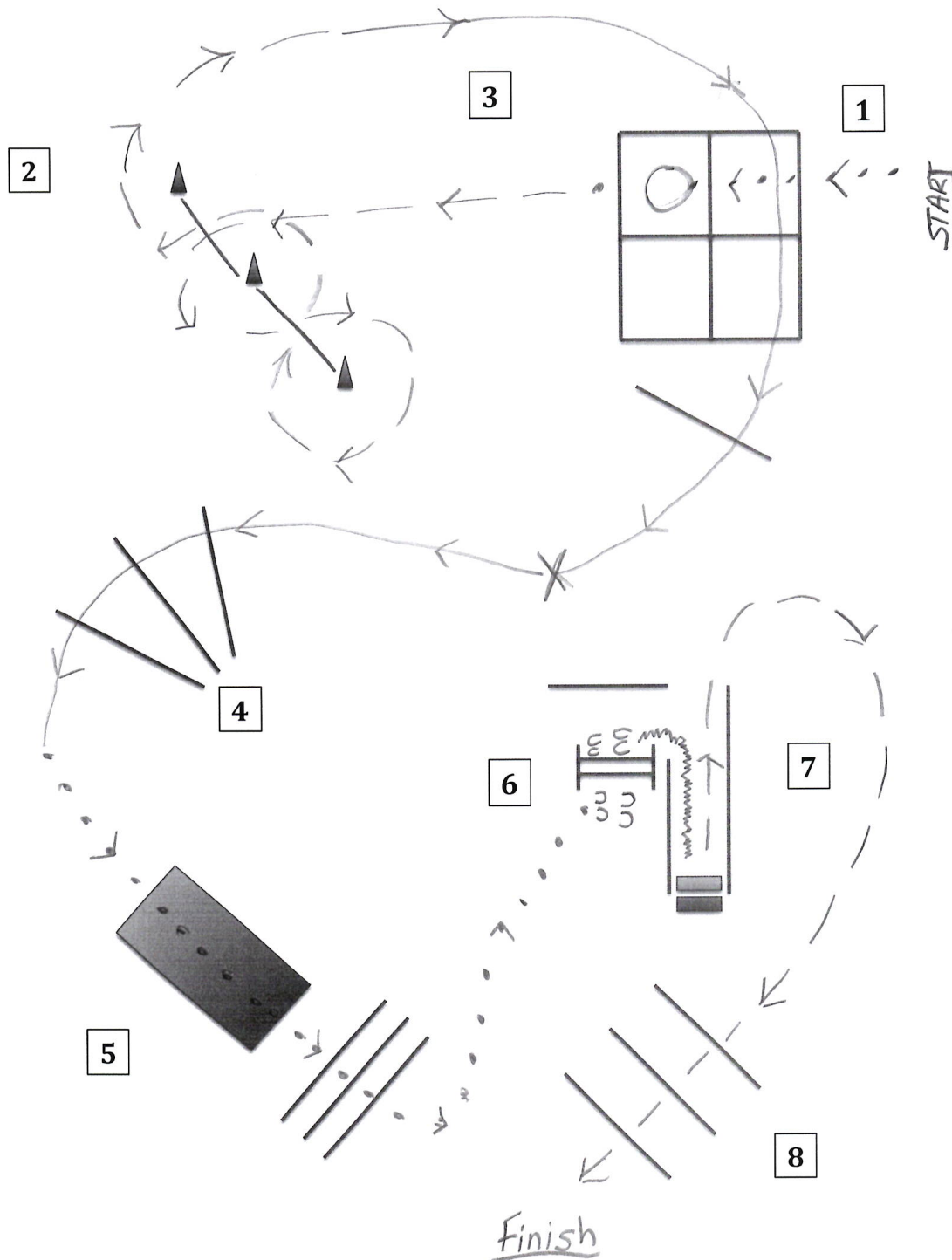


2023 FALL CLASSIC TRAIL COURSES

SEPTEMBER 22 – 24

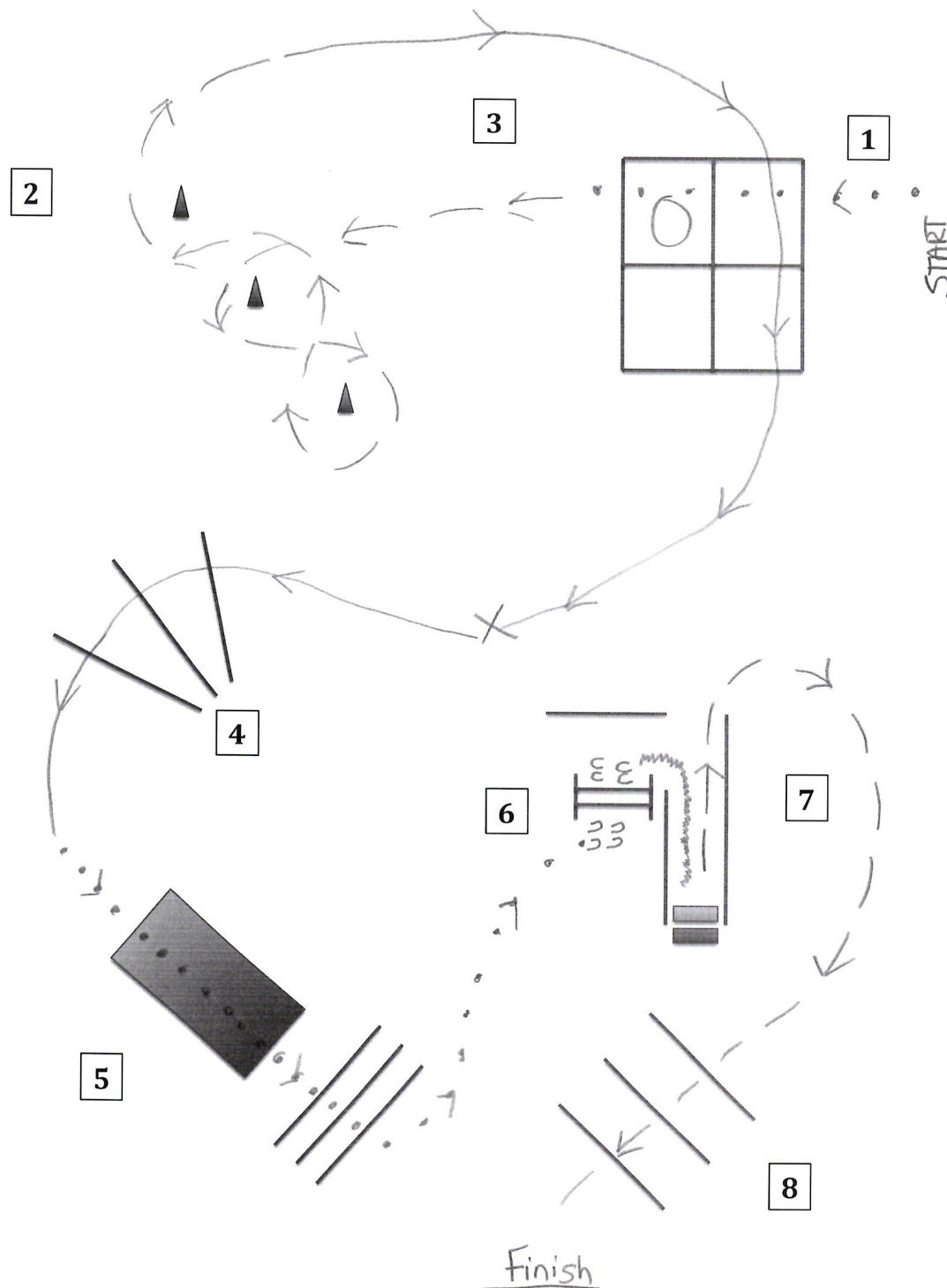


Class 1 Arabian English Trail Open
Class 2 Half Arabian English Trail Open



1. Walk through first box into second box, make a full turn either direction, and walk out of box.
2. Pick up the trot and trot as shown starting with the middle cone on the left and proceed as drawn.
3. Canter the box and log right lead as shown.
4. Simple change of lead to left lead & canter over fan.
5. Break to walk and continue over bridge and logs to gate.
6. Left-handed push gate.
7. Back into chute and trot out.
8. Trot over logs to complete the course.

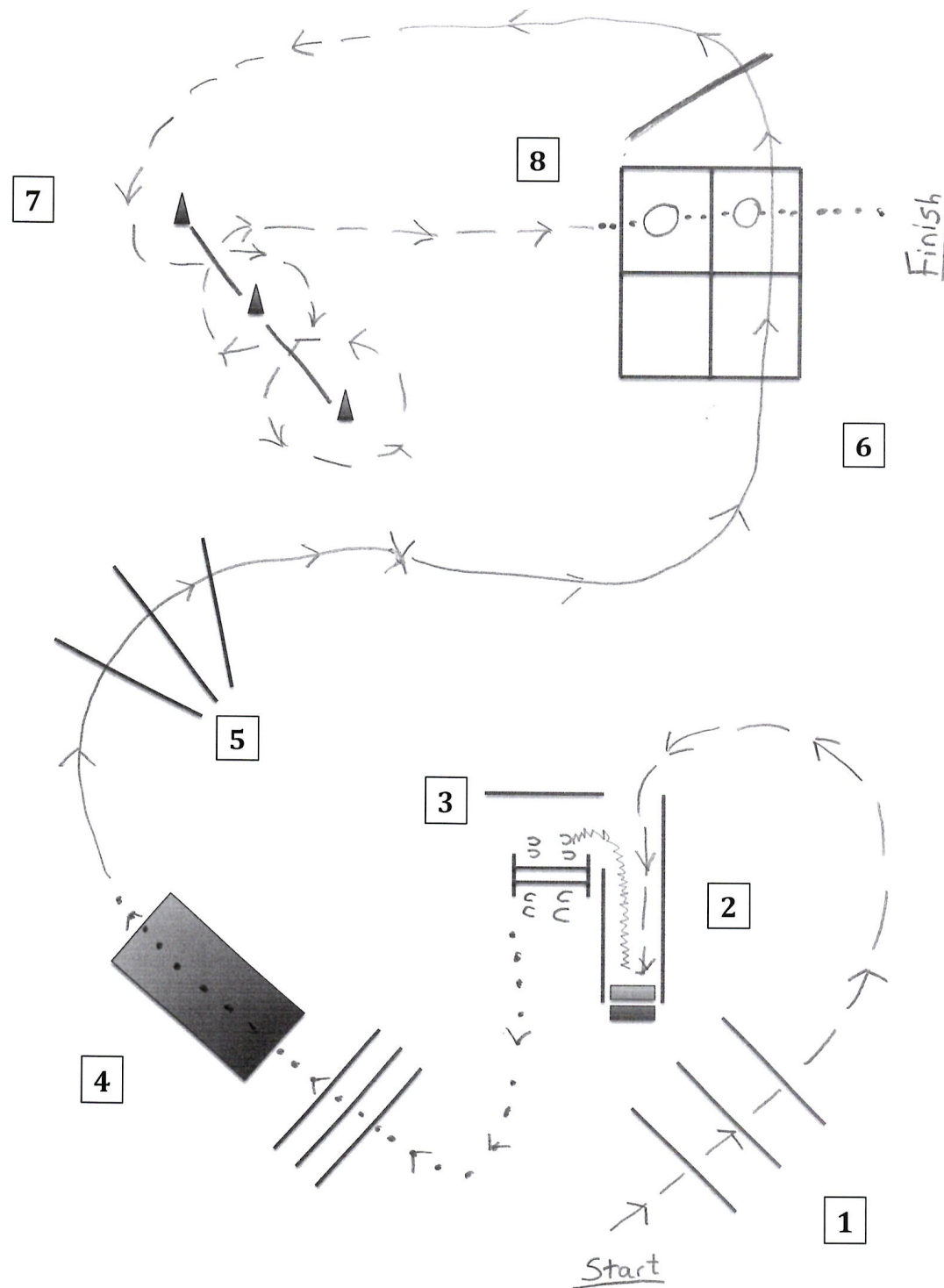




Classes 3 & 5
Arabian English Trail ATR, Green Horse
Classes 4 & 6
Half Arabian English Trail, ATR Green Horse

1. Walk into second box, make a full turn either direction, walk out of box.
2. Pick up the trot and trot as shown starting with the middle cone on the left and proceed as drawn.
3. Canter the box and log right lead as shown.
4. Simple change of lead to left lead & canter over fan.
5. Break to walk and continue over bridge and logs to gate.
6. Left-handed push gate. Back into chute and trot out.
7. Trot over logs to complete the course.





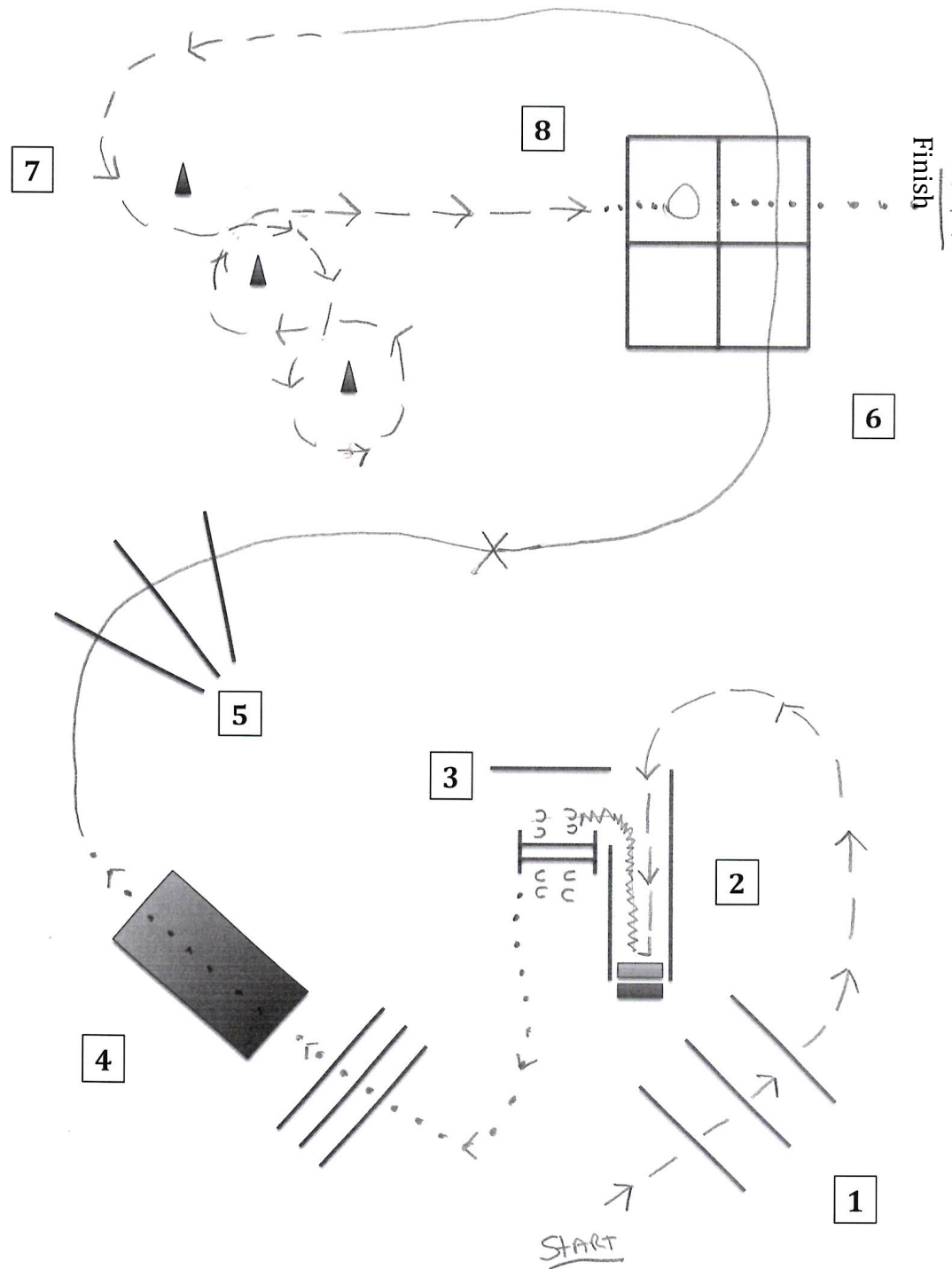
Class 7 Arabian Western Trail Open
Class 8 Half Arabian Western Trail Open

1. Jog over logs into chute as drawn.
2. Back out of chute around to gate.
3. Right-handed push gate.
4. Walk from gate over logs and bridge.
5. Pick up right lead over fan.
6. Simple change to left lead, lope through boxes and log as shown.
7. Break to jog and proceed with the first cone on the left as shown. Jog to boxes as shown
8. Walk into first box and perform a full turn either direction, walk into second box & perform a full turn the opposite direction and walk out of the box to complete the pattern.

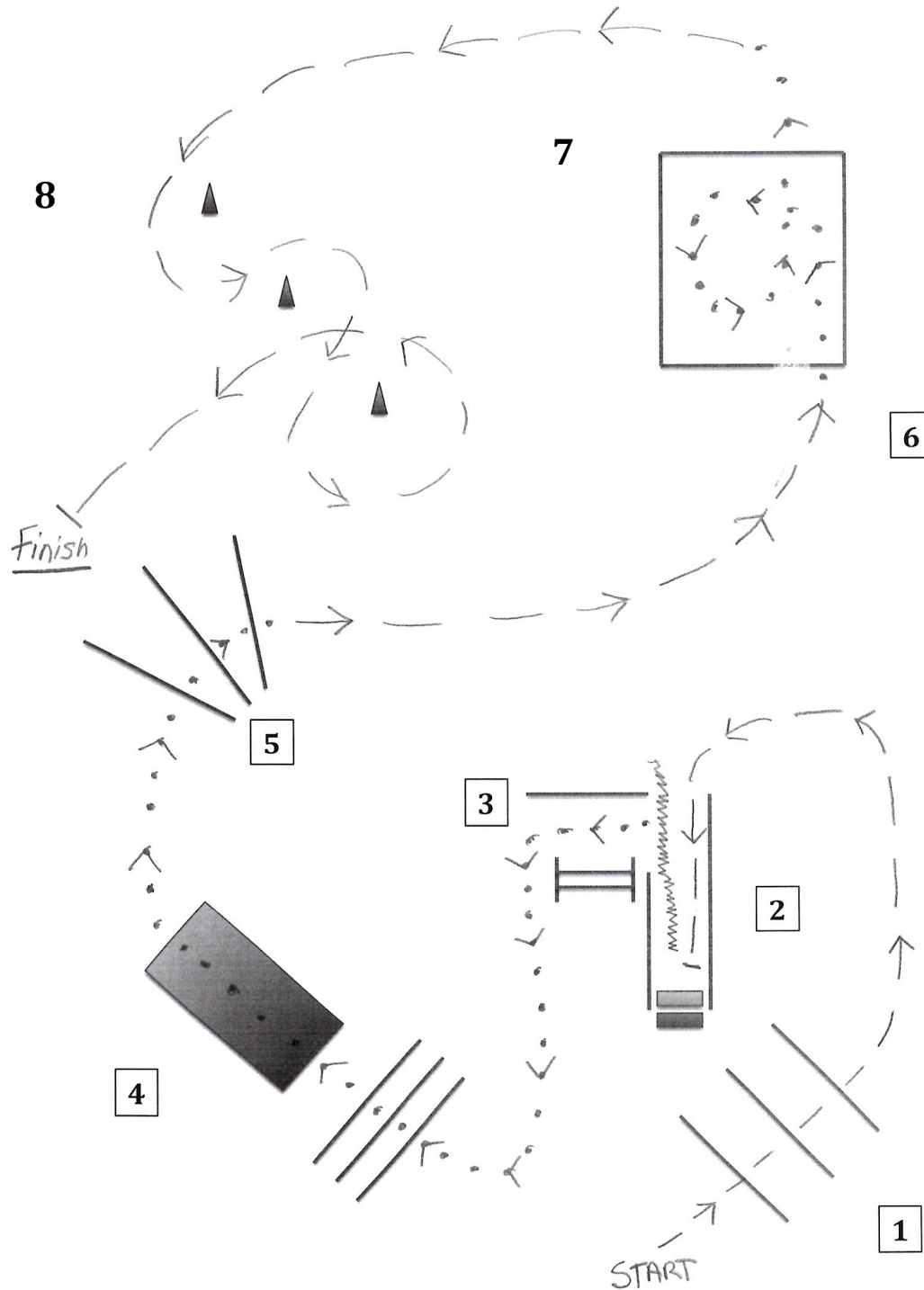


Classes 9 & 11
Arabian Western Trail ATR & Green Horse
Classes 10 & 12
Half Arabian Western Trail ATR & Green Horse

1. Jog over logs into chute as drawn.
2. Back out of chute around to gate.
3. Right-handed push gate.
4. Walk from gate over logs and bridge.
5. Pick up right lead over fan.
6. Simple change to left lead, lope through boxes as shown.
7. Break to jog and proceed as shown with the first cone on the left. Jog to boxes as shown.
8. Walk into first box and perform a full turn either direction, walk through the second box & walk out to complete the pattern.



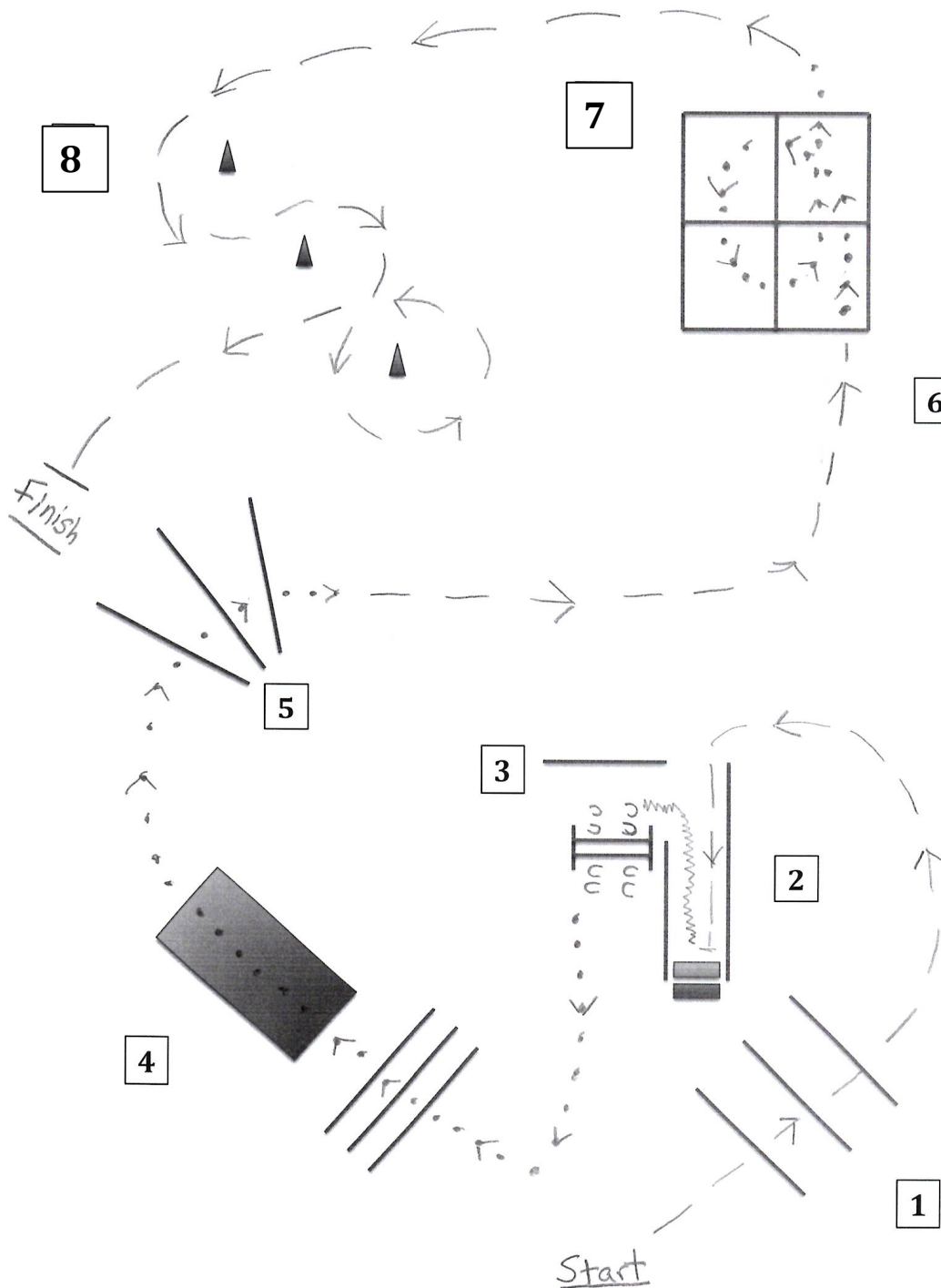
Class 13 A/HA/AA Walk/Trot Trail 10 & Under



1. Jog over logs into chute as drawn.
2. Back out of chute completely.
3. Walk around the gate toward logs and bridge as shown.
4. Walk over logs and bridge.
5. Continue to walk over logs in fan.
6. Pick up jog to box.
7. Walk into box and walk a circle to the left in the box.
8. Walk out of box and pick up the jog and jog as shown with the first cone on the left, circle the last cone to finish pattern.



Class 14 Arabian Trail In-Hand Eng/West
Class 15 HA/AA Trail In-Hand Eng/West



1. Jog/trot over logs into chute as drawn.
2. Back chute around to gate.
3. Open gate and bring horse through and close the gate. Proceed at a walk to logs and bridge.
4. Walk over logs and bridge.
5. Continue to walk over logs in fan.
6. Pick up jog to box.
7. Walk into box and walk a circle through each box as shown.
8. Walk out of box and pick up the jog and jog as shown with the first cone on the left, circle the last cone to finish pattern as shown.



Classes 16-17-18-19 Ranch Trail

Arabian Open, HA/AA Open, Arabian ATR, HA/AA ATR

1. Walk over logs and over the bridge
2. Side pass over log right to barrel, pick up object, side pass over log left, trot around both barrels carrying object, break to a walk and walk over log at initial barrel, replace object.
3. Complete walking over log, extended trot over logs as shown, pick up lope right lead after clearing logs.
4. Lope over log, break to trot and enter markers as shown and halt.
5. Back around markers as shown and trot to gate.
6. Right hand push gate.
7. Lope left lead over log, Extended lope through center of arena toward ground tie box.
8. Break down to a walk enter box as shown, halt, dismount, ground tie horse and step out of the box and walk around box in a counter clockwise direction. Re-enter box upon completion of the walk around gathering the reins and lead horse out of box to complete pattern.

