



therma**core** 

| THE **IMPERIAL** COLLECTION

SECOND EDITION

thermacore

Manufactured from GRP (Glass Reinforced Plastic), Thermacore Doors are compression moulded to give a high definition panel design with an authentic timber appearance which is unaffected by variations in temperature.

The stiles and rails are composed of a water-resistant polymer which are bonded to the skin and then filled with an insulating core of 100% CFC- free polyurethane.

The main benefits of the door are:

- > The door is 9 times more thermally efficient than a timber door
- > Manufactured from high impact-resistant materials to offer high levels of security
- > Hung into a fully reinforced 70mm profile outerframe
- > Standard glazing sizes and a range of stunning decorative glass available

Key to Decorative Glass

- TG** Triple Glazed Glass Unit
- DG** Double Glazed Glass Unit
- BG** Backing Glass Available
(see page 34 for pattern glass options)



2



Appearance

Your door must look good and be aesthetically pleasing. Think about:

- > Door Style
- > Door Colour
- > Choice of Decorative Glass



Security

All important in protecting your home from unwanted visitors. You need:

- > Impact resistant GRP with rigid polymer subframe
- > High-density polyurethane foam core
- > Proven to PAS24 Security standard, essential for achieving 'Secured by Design' endorsement*



Weatherproof

A must to keep the elements at bay! It must have:

- > A waterproof door leaf
- > A high performance, weather resistant, glazing system
- > Weather performance, proven to BS6375 - 1 Classification, for weather tightness, air, wind and water



Heat Insulation

Keeping your home insulated and your bills down. You require:

- > A high performance insulating core
- > High performance insulated glass units
- > A door that exceeds Approved Document L of the Building Regulation requirements



Sound Insulation

Protecting you from external noise. It must have:

- > Baffling against noise with a high-performance insulating core
- > At least Outdoor-Indoor Transmission Class (OITC): 26db
- > At least Sound Transmission Class (STC): 29db



Durable

A door with pedigree - tried and tested for over 20 years. It needs:

- > Strength from its construction
- > High impact resistant door skins
- > Stability, whatever the weather conditions

TRADITIONAL DOORS



PANELLED

The panelled door contains sophisticated and sleek mouldings along with a high-definition woodgrain finish to make an entrance door that stands out from the crowd.



FARMHOUSE

The farmhouse door is an evolution of the traditional cottage style with defined framed groves and stylish woodgrain finish to elevate this beautiful looking door.

DESIGNER DOORS



FLUSH GRAINED

An authentic woodgrain texture presented flush for a blank canvas or with highly defined mouldings for a traditional look.



MONZA II

A linear panel design and book-matched woodgrain detail. Totally unique and totally contemporary.



LINKS

Designed to match the smooth finish of aluminium. Unique, clean and totally customisable.

CASSETTE STYLES



STANDARD

The traditional choice with a moulded design and a woodgrain finish to suit a more conventional door design.



FLAT GRAINED

Be eclectic by combining a woodgrain finish with a modern squared-off flat profile that complements a contemporary Flush Grain or Designer Monza II door.



FLAT STIPPLE

The modern one, with a squared-off flat profile and smooth stippled finish that perfectly matches our aluminium-effect 'Links' composite door.



INOX STAINLESS STEEL

Inox Stainless Steel
A contemporary cassette option with a smooth stainless-steel finish, offering a modern and sophisticated look for your door.



INOX BLACK STAINLESS STEEL

Inox Black Stainless Steel
A bold cassette option with a matte black stainless-steel finish, offering a modern and unique look for your door.

I DOORSTYLES

Whether you are looking for high levels of light, a more secure environment, or replicating an existing door, we should have the style you need. Sidelights can also be used in combination with the doors illustrated and can be found on page 34.

TRADITIONAL DOORS

PANELLED
DOORS



CARNOUSTIE
PAGE 6



BIRKDALE
PAGE 6



RIVIERA
PAGE 10



PORTRUSH
PAGE 10



**PORTRUSH
SUNBURST**
PAGE 10



TROON
PAGE 12



MUIRFIELD
PAGE 12



GLENEAGLES
PAGE 14



ST ANDREWS
PAGE 16



LYTHAM
PAGE 18



TURNBERRY
PAGE 18



**LYTHAM
GRID**
PAGE 18



**TURNBERRY
GRID**
PAGE 18

FARMHOUSE
DOORS



BELFRY
PAGE 20



BELFRY 3
PAGE 20



SUNNINGDALE
PAGE 22



SAUNTON
PAGE 22

SOLID
DOORS



**5 OPTIONS
AVAILABLE**
PAGE 33

DESIGNER DOORS

FLUSH GRAINED DOORS



AUGUSTA LONG
PAGE 24



AUGUSTA
PAGE 24



SEMINOLE 4
PAGE 25



VILAMOURA
PAGE 25



BARCELONA
PAGE 26



INOX BARCELONA
PAGE 26

MONZA II DOORS



**MONZA II
AUGUSTA LONG**
PAGE 27



**MONZA II
AUGUSTA**
PAGE 27



**MONZA II
SQUARE 4**
PAGE 28



**MONZA II
INOX NICE**
PAGE 28



**MONZA II
OAKMONT**
PAGE 29



**MONZA II
SOLID**
PAGE 33

LINKS DOORS



**LINKS
AUGUSTA LONG**
PAGE 30



**LINKS
AUGUSTA**
PAGE 30



**LINKS
SQUARE 4**
PAGE 31



**LINKS
INOX NICE**
PAGE 31



**LINKS
OAKMONT**
PAGE 32



**LINKS
INOX MONACO**
PAGE 32



6


COLOUR: ANTHRACITE GREY
GLASS: METROPOLIS®

TG

COLOUR: **CHARTWELL GREEN**
GLASS: **TRIO DIAMOND**



COLOUR: **AGATE GREY**
GLASS: **LOUISIANA***



OPTIONS:



CARNOUSTIE



BIRKDALE

TRADITIONAL DOORS

CARNOUSTIE & BIRKDALE

FEATURING FLIP® STANDARD CASSETTE



COLOUR: **BLUE**
GLASS: **DIAMONTE**



COLOUR: **COTSWOLD**
GLASS: **ASTORIA***



COLOUR: **BLACK**
GLASS: **LUXOR**



COLOUR: **SANDSTONE**
GLASS: **MILAN**



* Not available in Birkdale | Hardware and colours shown for illustrative purposes only





COLOUR: **WHITE**
GLASS: **IMPRESSION**

TG



COLOUR: **MULBERRY**
GLASS: **ARTEMIS***

TG



COLOUR: **AGATE GREY**
GLASS: **CUBIC***

DG



COLOUR: **SLATE**
GLASS: **BIRCHWOOD**

TG



COLOUR: **COTSWOLD**
GLASS: **BELGRAVIA**

DG

* Not available in Birkdale | Hardware and colours shown for illustrative purposes only

10

COLOUR: CHARTWELL GREEN
GLASS: PRESTIGE

TG



COLOUR: ANTHRACITE GREY
GLASS: VICTORIAN BORDER DG



COLOUR: DIABLO
GLASS: BLOOMSBURY TG



COLOUR: BLACK
GLASS: TRIO DIAMOND TG



COLOUR: SLATE
GLASS: OPTIMAL ??



TRADITIONAL DOORS

RIVIERA & PORTRUSH

FEATURING FLiP® STANDARD CASSETTE

OPTIONS:



RIVIERA



PORTRUSH



PORTRUSH SUNBURST



COLOUR: STORMY SEAS
GLASS: HATHAWAY

TG



COLOUR: MULBERRY
GLASS: IMPRESSION

TG



8 PARKSIDE

12

COLOUR: SLATE
GLASS: LOUISIANNA

TG

OPTIONS:



TROON



MUIRFIELD

COLOUR: **SILVER GREY**
GLASS: **TRIO DIAMOND**

TG

COLOUR: **SANDSTONE**
GLASS: **VICTORIAN BORDER**

DG



TRADITIONAL DOORS

TROON & MUIRFIELD

FEATURING FLIP® STANDARD CASSETTE



COLOUR: **CITRINE**
GLASS: **HATHAWAY**

TG



COLOUR: **BLACK**
GLASS: **PRESTIGE**

TG



COLOUR: **SLATE**
GLASS: **METROPOLIS**

TG



COLOUR: **CHARTWELL**
GLASS: **MILAN**

TG



COLOUR: AGATE GREY
GLASS: GRAPHITE



COLOUR: **COTSWOLD**
GLASS: **LOTUS**

TG



COLOUR: **DIABLO**
GLASS: **ONYX**

TG



COLOUR: **CREAM WHITE**
GLASS: **SYNERGY**

TG



COLOUR: **MILITARY GREY**
GLASS: **INDULGENCE**

DG



TRADITIONAL DOORS

GLENEAGLES

FEATURING FLiP® STANDARD CASSETTE



COLOUR: **SANDSTONE**
GLASS: **LOUISIANA**

TG



COLOUR: **SLATE**
GLASS: **GRAPHITE**

TG



15

COMPLETE
THE MODERN
LOOK WITH
OUR RANGE
OF 'SWEET'
HARDWARE

With its endless
edges, Sweet
hardware is an
excellent finishing
touch to any door.

SEE PAGE 37



16

COLOUR: SILVER GREY
GLASS: KEW

TG

COLOUR: **CHARTWELL GREEN**
GLASS: **HATHAWAY**



COLOUR: **SANDSTONE**
GLASS: **IMPRESSION**



COMPLETE
THE MODERN
LOOK WITH
OUR RANGE
OF 'SWEET'
HARDWARE

With its endless
edges, Sweet
hardware is an
excellent finishing
touch to any door.

SEE PAGE 37

TRADITIONAL DOORS
ST ANDREWS
FEATURING STANDARD CASSETTE



COLOUR: **BLUE**
GLASS: **ARTEMIS**



COLOUR: **AGATE GREY**
GLASS: **TRANQUILITY**



COLOUR: **MULBERRY**
GLASS: **LOUISIANA**



COLOUR: **ANTHRACITE GREY**
GLASS: **TIFFANY**





18

COLOUR: SANDSTONE
GLASS: VICTORIAN BORDER

DG

COLOUR: **BLACK**
GLASS: **TRIO DIAMOND**



COLOUR: **AGATE GREY**
GLASS: **AZTEC**



COLOUR: **CHARTWELL**
GLASS: **OPTIMAL**



OPTIONS:



LYTHAM



TURNBERRY



LYTHAM GRID
ASTRAGAL BAR




TURNBERRY GRID
ASTRAGAL BAR


TRADITIONAL DOORS

LYTHAM & TURNBERRY

FEATURING FLIP® STANDARD CASSETTE



COLOUR: **MULBERRY**
GLASS: **LOUISIANA**



COLOUR: **CITRINE**
GLASS: **SYNERGY**



COLOUR: **ANTHRACITE GREY**
GLASS: **METROPOLIS**



COMPLETE THE MODERN LOOK WITH OUR RANGE OF 'SWEET' HARDWARE

With its endless edges, Sweet hardware is an excellent finishing touch to any door.

SEE PAGE 37





COLOUR: CHARTWELL GREEN
GLASS: CUBIC



COLOUR: SANDSTONE
GLASS: GRANGE

DG

COLOUR: COTSWOLD
GLASS: LOUISIANA

TG



OPTIONS:



BELFRY



BELFRY 3

TRADITIONAL DOORS

BELFRY

FEATURING FLIP® STANDARD CASSETTE



COLOUR: MULBERRY
GLASS: ARTEMIS

TG



COLOUR: WHITE
GLASS: BELGRAVIA

DG



COLOUR: GREEN
GLASS: LANESBOROUGH

TG



COLOUR: SLATE
GLASS: TRANQUILITY

TG



COLOUR: CITRINE
GLASS: PRESTIGE

TG



COLOUR: COTSWOLD
GLASS: ARTEMIS

TG



COLOUR: STORMY SEAS
GLASS: KEW

TG



COLOUR: CHARTWELL GREEN
GLASS: ATHENA

DG



TRADITIONAL DOORS

SUNNINGDALE & SAUNTON

FEATURING FLiP® STANDARD CASSETTE



COLOUR: CREAM WHITE
GLASS: MILAN

TG



COLOUR: MILITARY GREY
GLASS: LOUISIANA

TG

OPTIONS:



SUNNINGDALE



SAUNTON



AUGUSTA LONG
 COLOUR: SLATE
 GLASS: DECO



DESIGNER FLUSH GRAINED DOORS

AUGUSTA LONG & AUGUSTA

FEATURING FLIP® FLAT GRAIN CASSETTE



OFFSET
OPTION

AUGUSTA LONG
 COLOUR: AGATE GREY
 GLASS: LOUISIANNA



CENTRE
OPTION

AUGUSTA LONG
 COLOUR: CHARTWELL GREEN
 GLASS: TRIO DIAMOND



AUGUSTA
 COLOUR: WHITE
 GLASS: GRAPHITE



AUGUSTA
 COLOUR: ANTHRACITE GREY
 GLASS: LUXOR



Hardware and colours shown for illustrative purposes only

SEMINOLE 4
COLOUR: CREAM WHITE
GLASS: PRESTIGE



SEMINOLE 4
COLOUR: CITRINE
GLASS: GRAPHITE



VILAMOURA
COLOUR: MULBERRY
GLASS: LOUISIANA



VILAMOURA
COLOUR: BLUE
GLASS: METROPOLIS



DESIGNER FLUSH GRAINED DOORS

SEMINOLE 4 & VILAMOURA

FEATURING FLIP® STANDARD CASSETTE



SEMINOLE 4
COLOUR: BLACK
GLASS: VICTORIAN BORDER





INOX BARCELONA
 COLOUR: **COTSWOLD**
 GLASS: **HALO**




DESIGNER FLUSH GRAINED DOORS

BARCELONA & INOX BARCELONA

FEATURING FLIP® STANDARD CASSETTE

FEATURING BLACK OR STAINLESS STEEL INOX® CASSETTES



LEFT
OPTION

BARCELONA
 COLOUR: **ANTHRACITE GREY** 
 GLASS: **TECTRONIC**



RIGHT
OPTION

BARCELONA
 COLOUR: **CHARTWELL GREEN** 
 GLASS: **CUBIC**



LEFT
OPTION

INOX BARCELONA
 COLOUR: **STORMY SEAS** 
 GLASS: **TOKYO**



RIGHT
OPTION

INOX BARCELONA
 COLOUR: **AGATE GREY** 
 GLASS: **SATIN**

Hardware and colours shown for illustrative purposes only

MONZA II AUGUSTA LONG
COLOUR: **STONE GREY**
GLASS: **TRINITY**

DG



MONZA II AUGUSTA LONG
COLOUR: **AGATE GREY**
GLASS: **ATHENA**

DG



MONZA II AUGUSTA
COLOUR: **CHARTWELL GREEN**
GLASS: **ETCH LINES**

DG



MONZA II AUGUSTA
COLOUR: **CREAM WHITE**
GLASS: **DECO**

DG



DESIGNER MONZA II DOORS

AUGUSTA LONG & AUGUSTA

FEATURING FLIP® FLAT GRAIN CASSETTE



MONZA II AUGUSTA
COLOUR: **ALASKAN BIRCH**
GLASS: **LOTUS**

TG



MONZA II INOX NICE
 COLOUR: **STONE GREY**
 GLASS: **VECTOR**

DESIGNER MONZA II DOORS

SQUARE 4 & INOX NICE

FEATURING FLIP® FLAT GRAIN CASSETTE

FEATURING BLACK OR STAINLESS STEEL INOX® CASSETTES



MONZA II SQUARE 4
 COLOUR: **SLATE**
 GLASS: **LOUISIANNA**



MONZA II SQUARE 4
 COLOUR: **STORMY SEAS**
 GLASS: **CUBIC**



MONZA II INOX NICE
 COLOUR: **CITRINE**
 GLASS: **GRAPHITE**



MONZA II INOX NICE
 COLOUR: **AGATE GREY**
 GLASS: **SPACE**



Hardware and colours shown for illustrative purposes only

COLOUR: **BLACK**
GLASS: **CUBIC**

DG

COLOUR: **COTSWOLD**
GLASS: **BELGRAVIA**

DG

COLOUR: **MULBERRY**
GLASS: **SKYLINE**

TG

COLOUR: **CITRINE**
GLASS: **TECTRONIC**

TG



DESIGNER MONZA II DOORS

OAKMONT

FEATURING FLIP® FLAT GRAIN CASSETTE



COLOUR: **SILVER GREY**
GLASS: **VICTORIAN BORDER**

DG



LINKS AUGUSTA
 COLOUR: AGATE GREY
 GLASS: DECO

DG

DESIGNER LINKS DOORS

AUGUSTA LONG & AUGUSTA

FEATURING FLIP® FLAT STIPPLE CASSETTE



OFFSET
OPTION

LINKS AUGUSTA LONG
 COLOUR: SILVER GREY
 GLASS: CUBIC

DG



CENTRE
OPTION

LINKS AUGUSTA LONG
 COLOUR: SLATE
 GLASS: TECTRONIC

TG



LINKS AUGUSTA
 COLOUR: STORMY SEAS
 GLASS: QUANTUM

TG



LINKS AUGUSTA
 COLOUR: ANTHRACITE GREY
 GLASS: ARTEMIS

TG

Hardware and colours shown for illustrative purposes only

LINKS SQUARE 4
COLOUR: SANDSTONE
GLASS: TRINITY

DG



LINKS SQUARE 4
COLOUR: STORMY SEAS
GLASS: CUBIC

DG



LINKS INOX NICE
COLOUR: CREAM WHITE
GLASS: SPACE

TG



LINKS INOX NICE
COLOUR: SLATE
GLASS: MERCURY

TG



DESIGNER LINKS DOORS

SQUARE 4 & INOX NICE

FEATURING FLIP® FLAT STIPPLE CASSETTE

FEATURING BLACK OR STAINLESS STEEL INOX® CASSETTES



LINKS INOX NICE
COLOUR: BLACK
GLASS: VECTOR

TG





LINKS OAKMONT
 COLOUR: ANTHRACITE GREY
 GLASS: TECTRONIC



DESIGNER LINKS DOORS

OAKMONT & INOX MONACO

FEATURING FLIP® FLAT STIPPLE CASSETTE

FEATURING STAINLESS STEEL INOX® CASSETTE



LINKS OAKMONT
 COLOUR: SLATE
 GLASS: SKYLINE



LINKS OAKMONT
 COLOUR: MULBERRY
 GLASS: VICTORIAN BORDER



LINKS INOX MONACO
 COLOUR: MILITARY GREY
 GLASS: GRAPHITE



LINKS INOX MONACO
 COLOUR: AGATE GREY
 GLASS: CUBIC



SOLID MUIRFIELD
COLOUR: **BLACK**



SOLID ST ANDREWS
COLOUR: **GOLDEN OAK**



SOLID FARMHOUSE
COLOUR: **CHARTWELL GREEN**



SOLID FLUSH
COLOUR: **SLATE**



TRADITIONAL & DESIGNER
SOLID DOORS



SOLID MONZA II
COLOUR: **STONE GREY**

COMPOSITE SIDE PANEL OPTIONS



MEDINAH

CARNOUSTIE


BIRKDALE

TROON

MUIRFIELD


SOLID

PATTERNED GLASS OPTIONS



MINSTER

Minster pays homage to historic hammered glass and is most suited to period homes or more traditional door styles.



STIPPOLYTE

The timeless appeal of this stipple effect glass makes it one of our most popular options. The surface texture offers very high levels of obscurity and the design suits most door and house styles.



COTSWOLD

A more heavily textured pattern resembling water cascading over a surface. It is one of our most popular patterns and is especially suitable for doors that require higher levels of privacy.



SATIN

Satin glass is an acid etched glass that offers high levels of privacy. It is a very neutral finish similar to sandblast and is ideal for use in both traditional and contemporary doors.

I DOOR COLOUR OPTIONS



STANDARD:
WHITE



STANDARD:
BLACK



STANDARD:
RED



STANDARD:
GREEN



STANDARD:
BLUE



STANDARD:
ANTHRACITE GREY



PREMIUM:
CREAM WHITE



PREMIUM:
CHARTWELL GREEN



PREMIUM:
COTSWOLD



PREMIUM:
DIABLO



PREMIUM:
SLATE



PREMIUM:
BLACK BROWN



PREMIUM:
GOLDEN OAK



PREMIUM:
ROSEWOOD

I INSPIRED OPTIONS



Looking for something different? Our 'Inspired' colour range offers you a further choice of unique colours that can enhance the entrance to your home. We can also colour match any colour to suit your requirements.



AGATE GREY



SILVER GREY



SANDSTONE



CITRINE



STORMY SEAS



MULBERRY



MILITARY GREY

I MONZA II PATINA OPTIONS



ALASKAN BIRCH



STONE GREY



MOCHA



ANTHRACITE



FOREST GREY



SLATE GREY

The Monza II door range is available in 6 unique patina finishes, designed to enhance the contemporary slab detailing.

| HARDWARE OPTIONS

CLASSIC

Our most popular hardware range which is designed to suit any door.



36

HERITAGE

Give your door the traditional feel with our Heritage range.



ARCHITECTURAL

Contemporary designed hardware for a modern appearance.



I HARDWARE OPTIONS

MODERN

Complete the look of your door with our ultra-modern hardware.



Pull Bar Handles available in the following sizes:

600mm
1200mm
1600mm
1800mm

SWEET

Sleek and edgeless design creates a smooth and simple appearance.



White



Black



Chrome



Satin



Bronze

DUPLEX MPL LOCK

Our duplex multipoint locks are standard with our doors offering the ultimate in security.



I HARDWARE OPTIONS



ULTION KEYTAG

- > Find your keys immediately!
- > Get notifications when key left behind.
- > Locate keys on your phone's Maps App
- > Built in sounder to locate keys
- > Scan QR Code for more information!



38

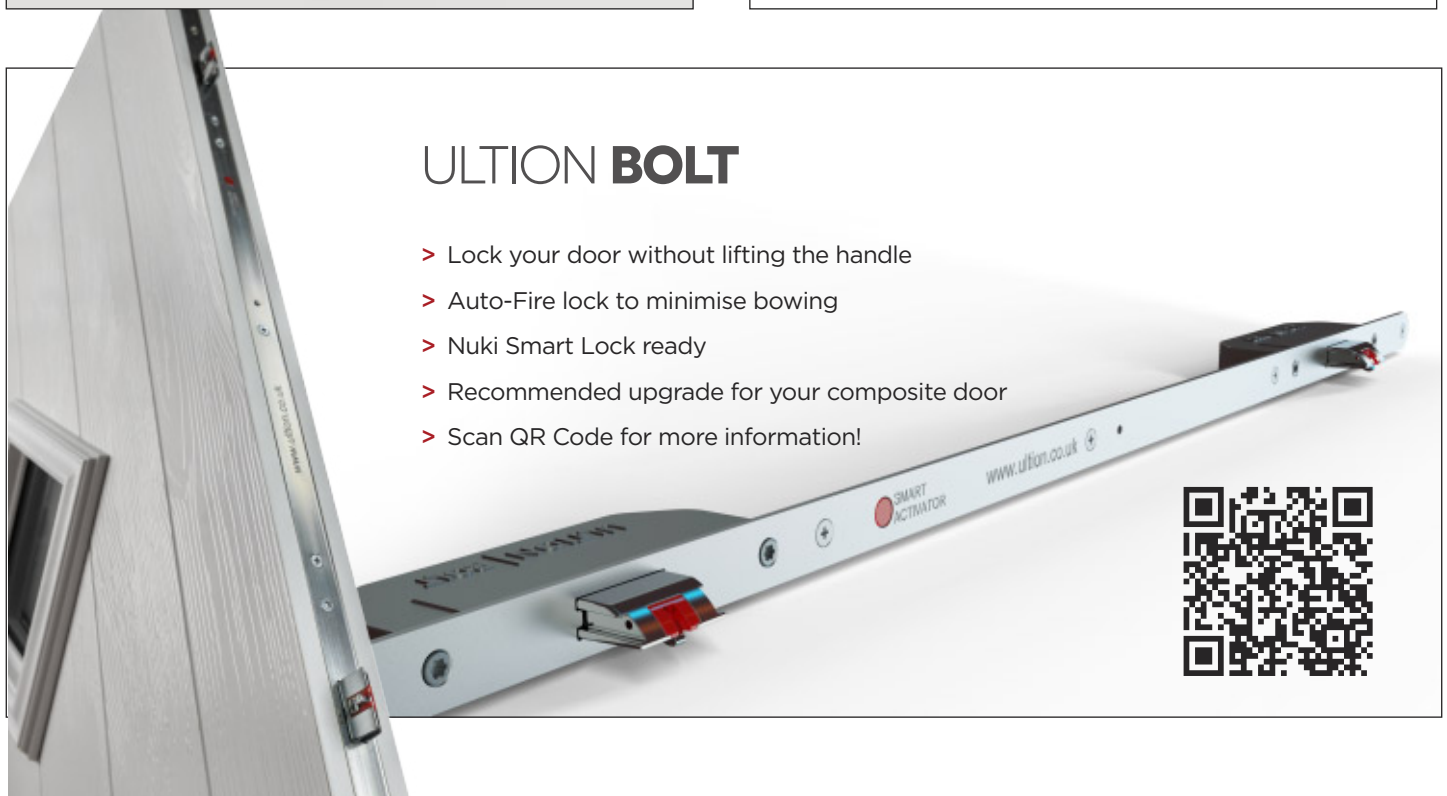
ULTION LOCK

- > The highest level of door security
- > £2,000 Security Guarantee
- > Police Preferred Specification
- > Double Lockdown Mode
- > Scan QR Code for more information!








ULTION BOLT

- > Lock your door without lifting the handle
- > Auto-Fire lock to minimise bowing
- > Nuki Smart Lock ready
- > Recommended upgrade for your composite door
- > Scan QR Code for more information!



I DOOR SIZING

Due to the number of PVC-u profiles available to produce our composite door, certain restrictions in size could apply. The sizes below are an estimation only of the typical range using a standard 70mm outer frame with a 50mm internal height and the definitive size range will be confirmed dependent on survey.

			Height with Standard Threshold and Cill	Height with Low Aluminium Threshold and Cill	Width all Door Styles (Except Muir)	Width Muir Door Style Only
	Single Door	Minimum	2040mm	2000mm	829mm	890mm
		Maximum	2150mm	2110mm	1025mm	1025mm
	Door with Single Composite Sidelight	Minimum	2040mm	2000mm	1302mm	1363mm
		Maximum	2150mm	2110mm	1713mm	1713mm
	Door with Single Glazed Sidelight	Minimum	2040mm	2000mm	1040mm	1101mm
		Maximum	2150mm	2110mm	2300mm	2300mm
	Door with Double Composite Sidelight	Minimum	2040mm	2000mm	1775mm	1836mm
		Maximum	2150mm	2110mm	2401mm	2401mm
	Door with Double Glazed Sidelight	Minimum	2040mm	2000mm	1249mm	1310mm
		Maximum	2150mm	2110mm	3600mm	3600mm

I CARE & MAINTENANCE

Your new door should keep safe and secure for years to come however with all products and especially those that are exposed to the elements we recommend that you carry out a care and maintenance routine.

- > Door frames should be washed with warm soapy water, however stubborn stains can be removed using specialist PVC-u cleaners and by following the manufacturers' guidelines.
- > The door leaf should only be cleaned using warm water or non-aggressive composite door wipes. No solvent-based product or abrasives should be used as these will damage the surface of the skin.
- > External glass should be cleaned with warm soapy water and cleaned with a proprietary glass cleaner.
- > Hardware can be cleaned with a mild detergent and wiped clean. No harsh chemicals or abrasives should be used.
- > Maintenance of the door may be required to maintain any guarantees from the installer. Hinges should be lubricated with engineering oil. Cylinders can be lubricated with Teflon-based products only, as other oils may cause degradation. If necessary, a small amount of lubricant can be applied to the moving parts such as letterplates, handles and knockers.





Due to the limitations in photographic and printing processes, actual colours and designs may vary from those illustrated in this brochure and should be used for guidance purposes only.
We reserve the right to alter specifications without prior notice.