

2021

Annual
Report

TRANSCANADA



CREDIT
UNION

Ltd.

Table of Contents



2	Mission, Values, Goals, History
4	Board of Directors
5	Staff
6	President's Report
7	Manager's Report
8	Report of the Credit Committee
9	Report of the Audit & Finance Committee
16	Financial Statements

Mission

The mission of TransCanada Credit Union is to be our members' preferred and competitive alternative for select banking services.

Values

- Personal service
- Return for members through profit sharing
- No service charges
- Competitive rates

Goals

The primary goal of the TransCanada Credit Union is to continue to provide basic financial services, at competitive rates and reasonable cost, to the extended TC Energy community, with a personal touch.

History

In early 1958, the TransCanada Employees' Credit Union officially commenced operations in Toronto after much behind the scenes negotiations by John G.C. Weir, the first President of TransCanada Credit Union.

In 1990, after 32 years of operating in Toronto, the TransCanada Credit Union had the unique privilege of being the first Credit Union in Canadian history to move to another province.



Insurance for groups

TransCanada Credit Union (TCCU)



At BrokerLink, it's our goal to help protect the things you love. That's why we're dedicated to finding the right insurance coverage for your specific needs.

As a TCCU employee or member, you qualify for:



Preferred rates on your home and auto insurance



Expert advice and customized solutions



Convenient payment options with no interest charges or service fees

Personal Home & Auto

Our home and auto insurance plans are customized to suit your needs, with the savings you deserve.

Also, ask us about our coverage for:

- Tenant
- Condominium
- Seasonal property
- Motorcycle
- Recreational vehicles
- Identity theft



Bundle and save more

Combine your home and auto policies for additional savings on your premium.*

Contact us for a free, no-obligation insurance quote.

1.833.998.3798

albertagroups@brokerlink.ca

BrokerLink.ca/TCCU



Board of Directors




Jacquelyn Chong
President
Audit & Finance
Committee Chair



Al Moosa
Vice President



Andrew Pittet
Secretary



Riz Mirza
Credit Committee
Chair



Arnoldo Soto
Director



Claudiu Nandrea
Director



Jennifer Lewis
Director



Brad Walman
Director



Peter Piliounis
Director

Staff



Neil Davison - General Manager

Neil has been with the credit union since 2013 and has over 14 years experience in the Canadian credit union system and over 25 years in financial services



Terri Myroon - Loans Officer

Terri has been with the credit union since May 2019 and brings with her a wealth of experience in the financial services sector



Muriel Meyers - Member Service Representative

Muriel joined the Credit Union in May 2018 and has become a firm favorite with our members due to her excellent customer service and friendly attitude

President's Message



As we look back over 2021, we continued to be impacted by Covid -19. This past year the Board of Directors and the staff of the TransCanada Credit Union have been working hard to keep our credit union healthy and vibrant.

Last year we made tough but sound decisions to ensure a viable credit union to support our members. While our peer group got smaller, we were able to build a stronger balance sheet. Those decisions allowed the credit union to remain financially strong and for the fourth straight year we were able to reward members by paying a 4% dividend for the 2020/2021 fiscal year. We're pleased that we can continue on with our philosophy of offering market-leading interest rates on savings deposits coupled with competitive lending rates, to provide our membership with a portfolio of select financial services and products, as well as profit sharing, all with no service fees.

We are optimistic for 2022 and the expectation of increases in the Bank of Canada's prime lending as the effects of inflation continue. We continue to monitor ongoing volatility in the financial markets. Acknowledging that members have choices with respect to their financial service providers, we are committed to providing our best rates and services to you, our members.

I would like to thank the credit union staff who deal personally and professionally with our members every day and our Board of Directors who unselfishly volunteer their time to provide governance and oversight to the credit union.

In closing, I would like to thank you, the TransCanada Credit Union members, for your continued loyalty and support. Without you, we wouldn't exist, and we are grateful that you continue to put your trust in us. We welcome you to share your thoughts and suggestions on how we can continue to provide you with the services you are looking for.

We look forward to working with you again in-person as we continue to provide the excellent customer service you have come to expect.

On behalf of the TransCanada Credit Union staff and Board of Directors,

A handwritten signature in blue ink, appearing to read 'Jacquelyn Chong'.

Jacquelyn Chong
President

Manager's Report



Welcome to the 2021 Annual Report and Annual General Meeting of TransCanada Credit Union Ltd.

2021 was another challenging year for the credit union, the continued record low interest rates negatively impacted our financial revenues when compared to previous years. Despite this we achieved solid growth (3.99%) in our loan portfolio over the prior year. This was due to somewhat unexpected activity levels continuing in the real estate market.

We expect some significant movement in interest rates during 2022, so it should be another interesting year for the credit union.

Deposits continued to grow (3.52%), as along with virtually all Alberta Credit Unions, we experienced an increase in our liquidity levels due to the pandemic. We continue to provide our members excellent rates, when compared to some larger financial institutions, paying up to 17 times more interest on savings accounts.

We continued to work remotely for the entire year, and I am proud to say, the impact of this on member service levels was minimal. Although we do look forward to being back in the office in March and seeing our members face to face once again (although not too close!)

Our assets also continued to eclipse previously recorded levels, with almost 3.72% growth over the prior period, to an unprecedented \$37.2 million dollars.

We were also very pleased to pay a common share dividend of 4.0% this last year, this was paid out January 12th, 2022, and is continued evidence of our commitment to sharing our profits with members, one of the key foundations of the credit union movement.

A big thank you to the credit union staff, Muriel and Terri who have continued to provide our members, with what I consider, excellent customer service during these difficult times.

I would also like to take this opportunity to thank the Board of Directors for their insight and support over the last year. These dedicated individuals spend many hours over the course of a year ensuring our credit union is meeting the needs of its members and regulators.

Lastly, I would like to thank you, the members, for your continued support of the credit union. Without your loyal patronage we would not have the ability to continue to provide this highly regarded, value added service.


Respectfully

A handwritten signature in black ink that reads "Neil Davison". The signature is stylized and cursive.

Neil Davison
General Manager

Report of the Credit Committee

Riz Mirza, Chairperson
 Claudiu Nandrea
 Jennifer Lewis
 Arnaldo Soto



The Credit Committee’s primary responsibility is to review loan applications in excess of the General Manager’s lending limit. The committee ensures adherence to the Credit Union Lending Policy/lending guidelines and reports to the board about financial performance of the portfolio.

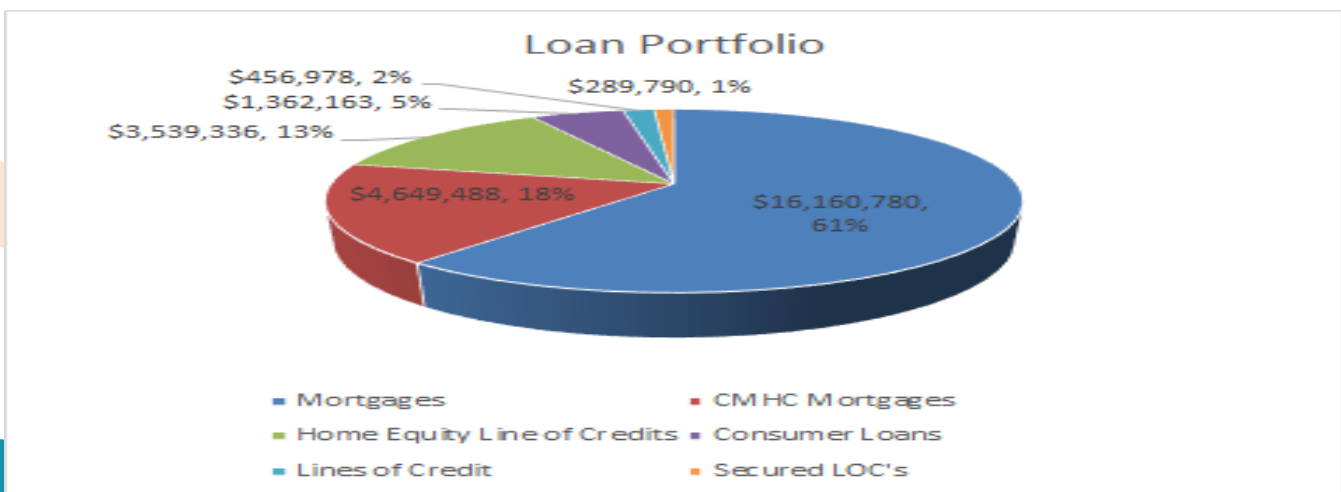
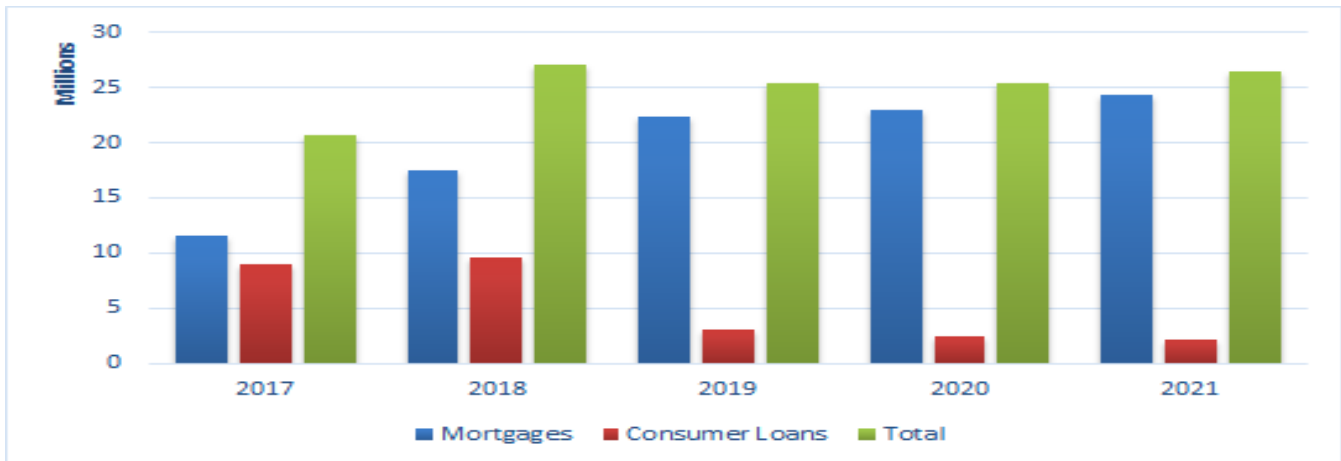
As of October 31, 2021, the total Loans Portfolio is valued at about \$26.4 million. The number of mortgages, lines of credit and loans approved during the 2021 fiscal year was \$8 million dollars representing 43 new lending’s.

To help support our members whom were directly impacted as a result of the COVID-19, the Credit Union was able to provide a short-term loan payment deferral program in accordance with authorized industry practice for those whom qualified. I am happy to report as of our year end these deferrals were brought up to date and the program has been discontinued.

Our loans portfolio demonstrates our members continued support of the Credit Union as a viable option for lending.

I extend my thanks to the members of the Credit Committee and the Credit Union staff for their hard work and dedication over the past year.

Riz Mirza
 Credit Committee Chairperson



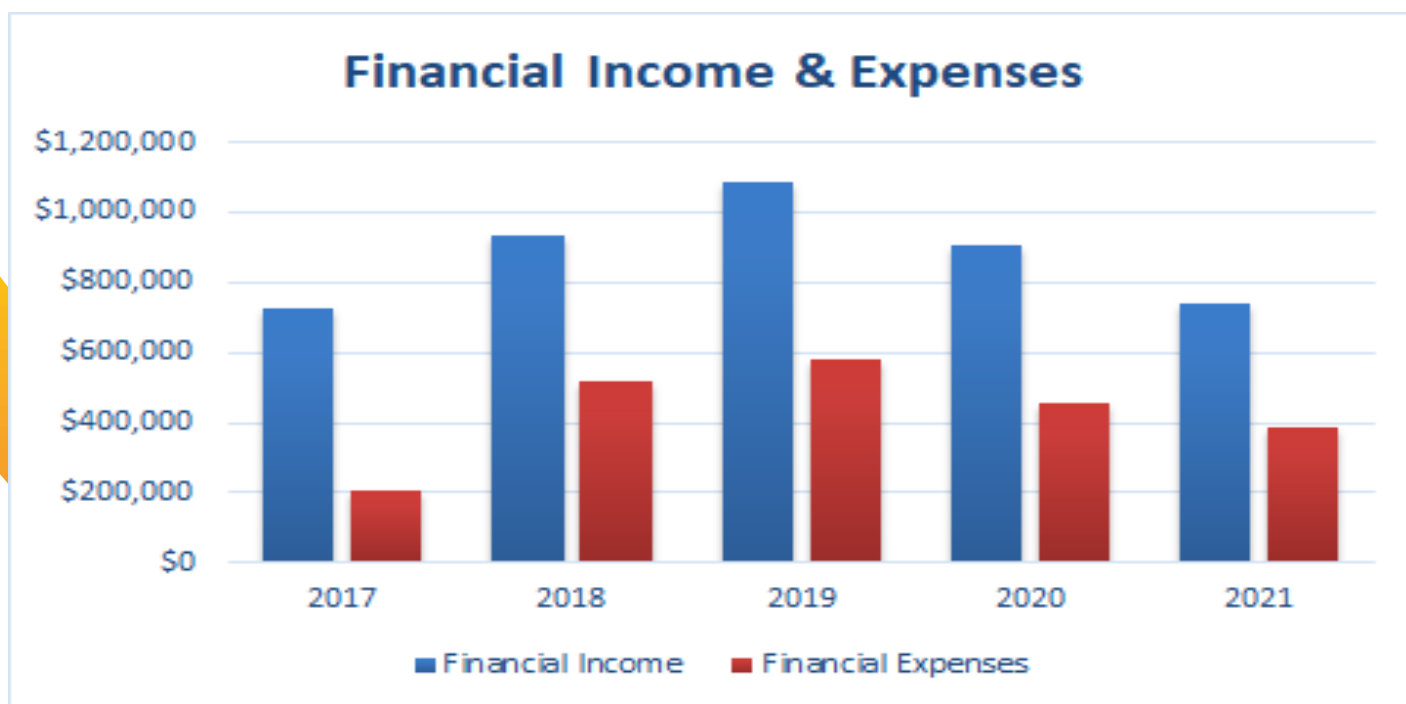
Report of the Audit and Finance Committee

Jaquelyn Chong, Chairperson
Brad Walman
Andrew Pittet
Al Moosa
Peter Piliounis

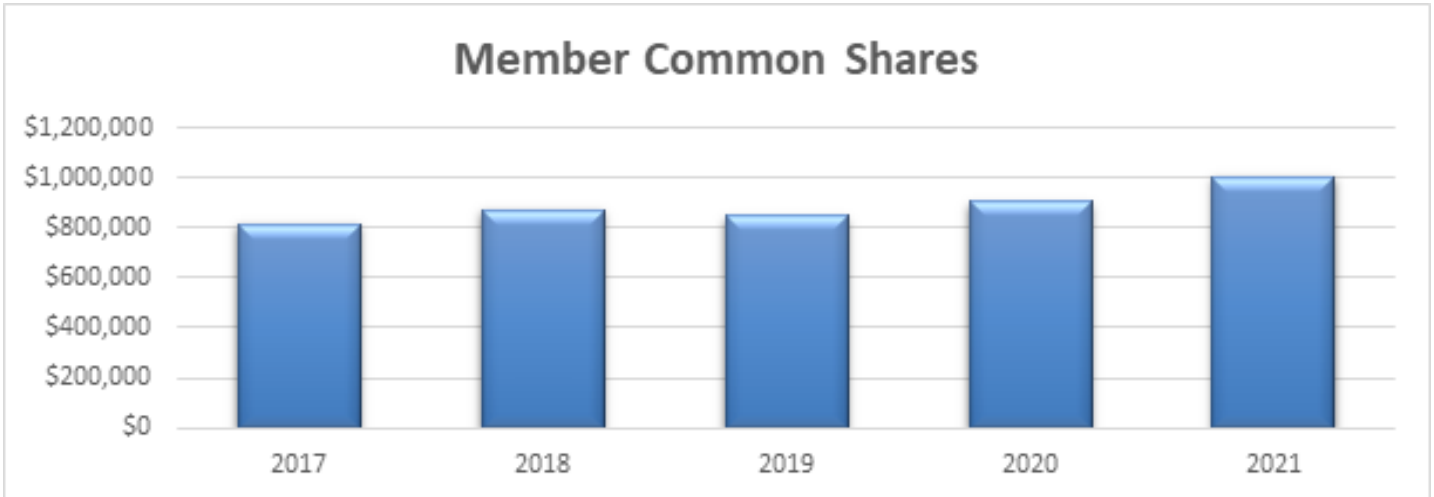
The Audit and Finance Committee meets monthly and is comprised of five directors. The committee reports directly to the Board of Directors. The responsibility of the committee is to issue reports, make recommendations to the Board and management, and ensure the following obligations are met over the course of the year:

- Review the financial position of the Credit Union including the recommendation of the annual budget to the Board.
- Engage and oversee internal and external auditors, including the terms of their engagement, scope of the audit and reviewing and recommending the annual audited financial statements to the Board for approval prior to issuing to members.
- Ensure compliance with regulatory liquidity standards and capital adequacy requirements.
- Interest rate management by setting rates to pay on savings accounts.

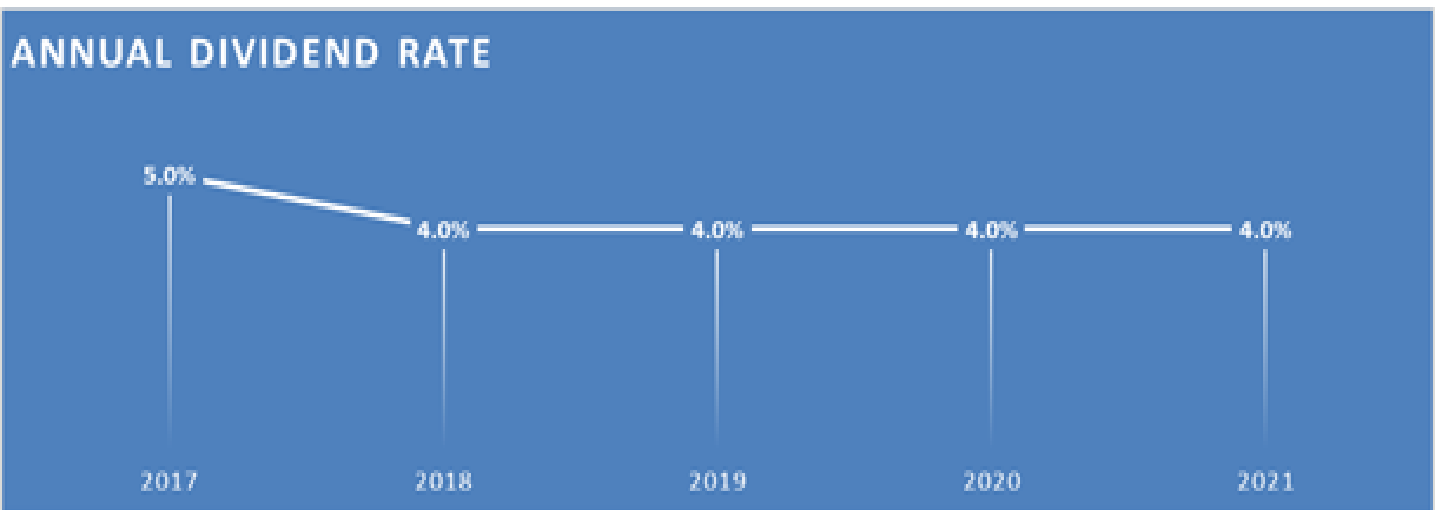
A look at financial income and expenses over the past five years shows that we have seen fluctuations in income caused by changing interest rates in the market impacting our loan portfolio. In order to keep our margins stable and consistent, we continue to manage expenses through disciplined interest rate management on our deposits portfolio.



In 2021, to bolster our capital position, we increased the maximum number of common shares a member could hold from 3,000 to 3,500.



With our focus on interest rate management, we continue to maintain a strong dividend. Once again, we were able to pay 4% for the 2020/2021 fiscal year; a leading value among our peers both large and small.

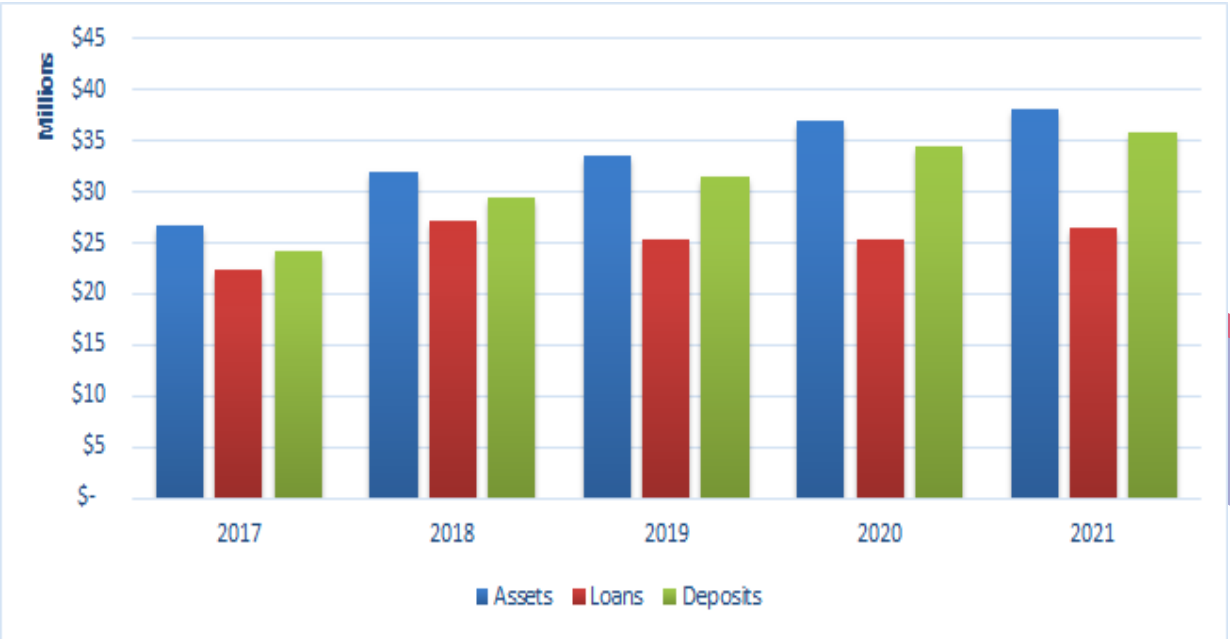


As we continue to navigate the uncertainties caused by the pandemic the Credit Union is committed to ensuring the ongoing strength of our business in order to provide quality service offerings, exceptional customer service and profit-sharing with our members. I'd like to thank all the members of the Audit and Finance Committee as well as the Credit Union's management and staff for their hard work and dedication for delivering on another successful year.

Jacquelyn Chong
Chairperson
Audit and Finance Committee



Totals





**Focus on what matters.
We'll take care of the rest.**



Home and auto insurance personalized for you.

As an **member** of **Transcanada Credit Union**, you can enjoy exclusive group rates on your home and auto insurance with **The Personal**. But that's not all. You'll also benefit from choosing an insurance company whose top priority is, and always has been, to support you.

Here's how The Personal is here to help:

- ✓ **Licensed insurance advisors who take time to explain your options**
- ✓ **The ability to manage your policy anytime, anywhere**
- ✓ **One of the leaders in client experience¹**

Plus, we're with you whenever you need us with:

Online Services

- View your insurance documents
- Update your address or add a driver
- File a claim, and more

The Personal App

- Track severe weather with Radar™
- Free Alert water and humidity sensor available through the App

Get a quote today to discover insurance that cares.

thepersonal.com/transcanadacu

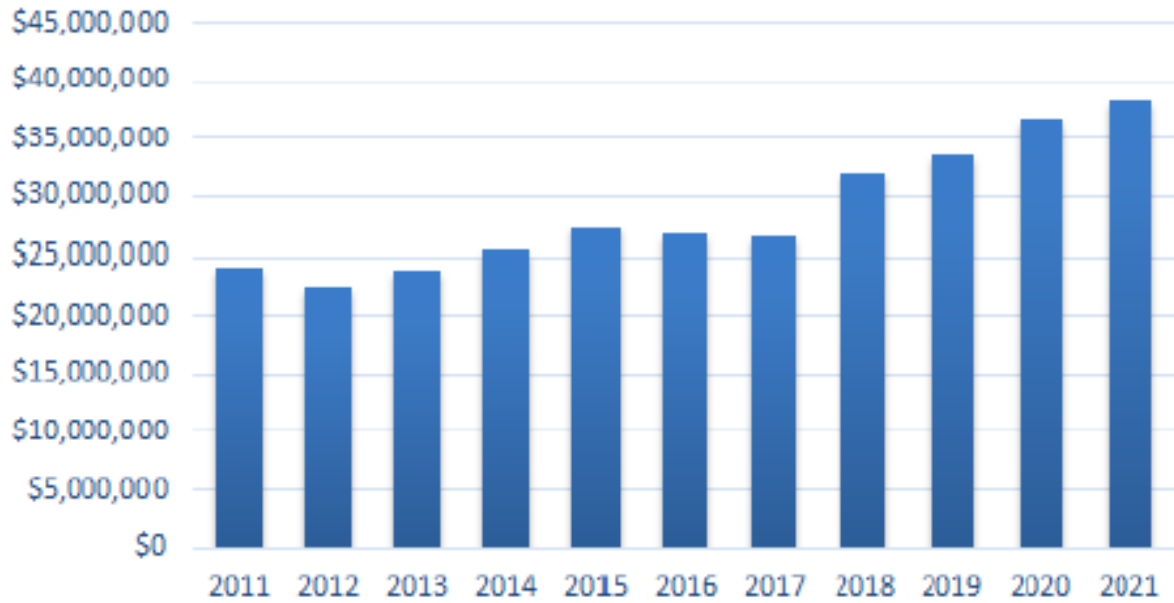
1-888-476-8737

The Personal refers to The Personal Insurance Company. Certain conditions, limitations and exclusions may apply. Savings and discounts are subject to eligibility conditions and may vary by jurisdiction. Rates and discounts are subject to change without notice. The terms and conditions of the coverages described are set out in the insurance policy, which always prevails. Auto insurance is not available in MB, SK and BC due to government-run plans.

¹Benchmarking Study on Auto/Home insurers in Ontario & Quebec—2019 (by SOM)—Ranking based on the main P&C insurance brands.

™ Radar is a trademark of Desjardins General Insurance Group Inc., used under licence.

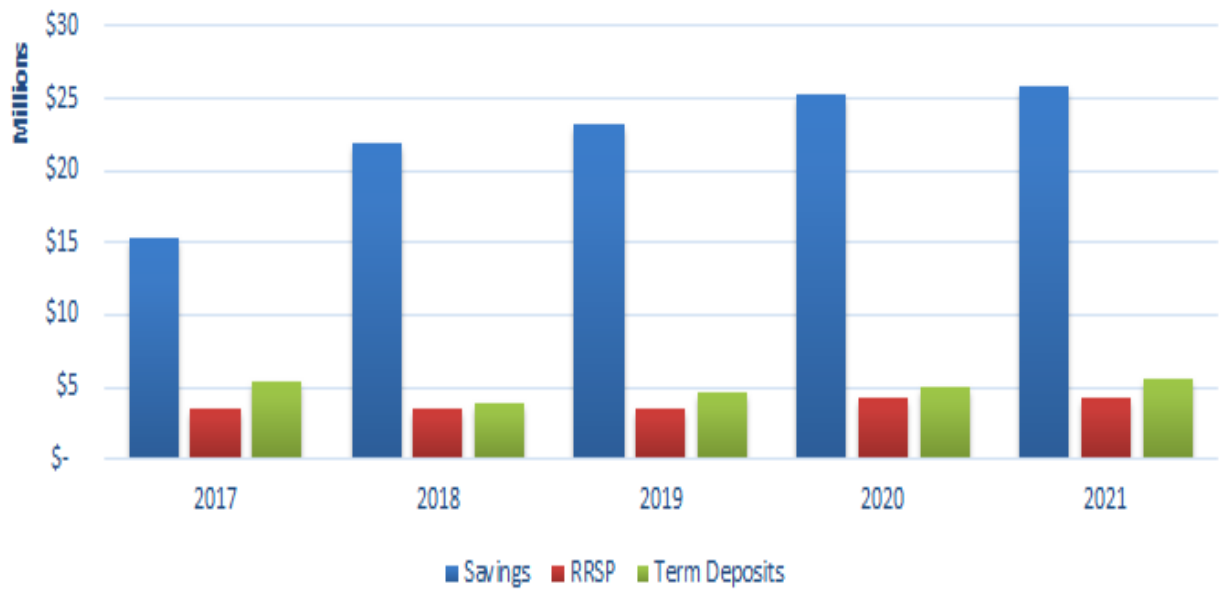
TransCanada Credit Union Assets



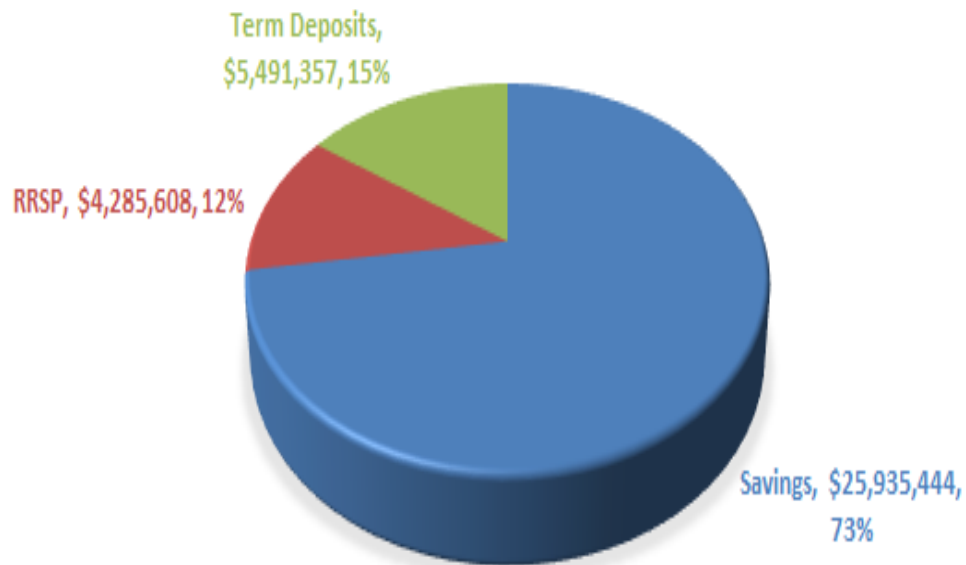
Operating Expenses



Member Deposits




DEPOSIT COMPOSITION 2021



For All Your Insurance Needs,

We Offer Very Competitive Group Rates to Trans Canada Credit Union members!



TransCanada Credit Union is pleased to announce that Bow Valley Insurance is offering members of the credit union a Group Insurance Plan at preferred rates. Bow Valley Insurance Services have been serving Canadians for the past 40 years and represent over several insurance companies which will ensure that all insurance needs of the members are met.



**BOW VALLEY
INSURANCE**

"Proudly Serving Canadians for 40 years"

9805 Horton Road SW
Calgary, Alberta T2V 2X5

Tel. (403) 297-9400

1-800-332-1308

Fax (403) 297-9425

info@bvinsurance.ca
www.bvinsurance.ca

PROUDLY SERVING
CANADIANS FOR **40** YEARS



TransCanada Credit Union Ltd.
Financial Statements
October 31, 2021

**MANAGEMENT'S RESPONSIBILITY
FOR FINANCIAL REPORTING**

To the Members of TransCanada Credit Union Ltd.

Management has the responsibility for preparing the accompanying financial statements and ensuring that all information in the Annual Report is consistent with these statements. This responsibility includes selecting appropriate accounting principles and making objective judgments and estimates in accordance with International Financial Reporting Standards and the requirements of the *Credit Union Act*.

In discharging its responsibility for the integrity and fairness of the financial statements, as well as for the accounting systems from which they are derived, management maintains the necessary systems of internal controls designed to provide assurance that transactions are authorized, assets are safeguarded and proper records are maintained.

The ultimate responsibility to members for the financial statements lies with the Board of Directors. The Board appoints an Audit Committee to review financial statements with management in detail and to report to the Board prior to its approval to publish the financial statements.

The Board appoints external auditors to audit the financial statements and to meet with both the Audit Committee and management to review their findings. The external auditors report directly to the members. The external auditors have full and free access to the Audit Committee to discuss their audit, as well as their findings concerning the integrity of the Credit Union's financial reporting and the adequacy of its systems of internal controls.

Calgary, Alberta
January 19, 2022



Neil Davison
General Manager

INDEPENDENT AUDITORS' REPORT

To the Members of TransCanada Credit Union Ltd.

Opinion

We have audited the accompanying financial statements of TransCanada Credit Union Ltd. (the "Credit Union"), which comprise the statement of financial position as at October 31, 2021 and the statements of net income and comprehensive income, changes in members' equity and cash flows for the year then ended, and notes to the financial statements, including a summary of significant accounting policies and other explanatory information.

In our opinion, the financial statements present fairly, in all material respects, the financial position of the Credit Union as at October 31, 2021, and its financial performance and its cash flows for the year then ended in accordance with International Financial Reporting Standards.

Basis for Opinion

We conducted our audit in accordance with Canadian generally accepted auditing standards. Our responsibilities under those standards are further described in the *Auditors' Responsibilities for the Audit of the Financial Statements* section of our report. We are independent of the Credit Union in accordance with the ethical requirements that are relevant to our audit of the financial statements in Canada, and we have fulfilled our other ethical responsibilities in accordance with these requirements. We believe that the audit evidence we have obtained is sufficient and appropriate to provide a basis for our opinion.

Other Information

Management is responsible for the other information. The other information comprises the information included in the Annual Report, but does not include the financial statements and our auditors' report thereon. The Annual Report is expected to be made available to us after the date of this auditors' report.

Our opinion on the financial statements does not cover the other information and we do not express any form of assurance conclusion thereon.

In connection with our audit of the financial statements, our responsibility is to read the other information and, in doing so, consider whether the other information is materially inconsistent with the financial statements or our knowledge obtained in the audit or otherwise appears to be materially misstated. If, based on the work we have performed, we conclude that there is a material misstatement of this other information, we are required to report that fact. We have nothing to report in this regard.

Responsibilities of Management and Those Charged with Governance for the Financial Statements

Management is responsible for the preparation and fair presentation of these financial statements in accordance with International Financial Reporting Standards, and for such internal control as management determines is necessary to enable the preparation of financial statements that are free from material misstatement, whether due to fraud or error.

In preparing the financial statements, management is responsible for assessing the Credit Union's ability to continue as a going concern, disclosing, as applicable, matters related to going concern and using the going concern basis of accounting unless management either intends to liquidate the Credit Union or to cease operations, or has no realistic alternative but to do so.

Those charged with governance are responsible for overseeing the Credit Union's financial reporting process.

(continues)



Independent Auditors' Report to the members of TransCanada Credit Union Ltd. *(continued)*

Auditors' Responsibilities for the Audit of the Financial Statements

Our objectives are to obtain reasonable assurance about whether the financial statements as a whole are free from material misstatement, whether due to fraud or error, and to issue an auditors' report that includes our opinion. Reasonable assurance is a high level of assurance, but it is not a guarantee that an audit conducted in accordance with Canadian generally accepted auditing standards will always detect a material misstatement when it exists. Misstatements can arise from fraud or error and are considered material if, individually or in the aggregate, they could reasonably be expected to influence the economic decisions of users taken on the basis of these financial statements.

As part of an audit in accordance with Canadian generally accepted auditing standards, we exercise professional judgment and maintain professional skepticism throughout the audit. We also:

- Identify and assess the risks of material misstatement of the financial statements, whether due to fraud or error, design and perform audit procedures responsive to those risks, and obtain audit evidence that is sufficient and appropriate to provide a basis for our opinion. The risk of not detecting a material misstatement resulting from fraud is higher than for one resulting from error, as fraud may involve collusion, forgery, intentional omissions, misrepresentations, or the override of internal control.
- Obtain an understanding of internal control relevant to the audit in order to design audit procedures that are appropriate in the circumstances, but not for the purpose of expressing an opinion on the effectiveness of the Credit Union's internal control.
- Evaluate the appropriateness of accounting policies and the reasonableness of accounting estimates and related disclosures made by management.
- Conclude on the appropriateness of management's use of the going concern basis of accounting and, based on the audit evidence obtained, whether a material uncertainty exists related to events or conditions that may cast significant doubt on the Credit Union's ability to continue as a going concern. If we conclude that a material uncertainty exists, we are required to draw attention in our auditors' report to the related disclosures in the financial statements or, if such disclosures are inadequate, to modify our opinion. Our conclusions are based on the audit evidence obtained up to the date of our auditors' report. However, future events or conditions may cause the Credit Union to cease to continue as a going concern.
- Evaluate the overall presentation, structure and content of the financial statements, including the disclosures, and whether the financial statements represent the underlying transactions and events in a manner that achieves fair presentation.

We communicate with those charged with governance regarding, among other matters, the planned scope and timing of the audit and significant audit findings, including any significant deficiencies in internal control that we identify during our audit.

METRIX GROUP LLP


Chartered Professional Accountants

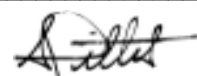
Edmonton, Alberta
January 19, 2022

TRANSCANADA CREDIT UNION LTD.
STATEMENT OF FINANCIAL POSITION
AS AT OCTOBER 31, 2021

	<u>2021</u>	<u>2020</u>
ASSETS		
Cash and cash equivalents	\$ 759,532	\$ 696,649
Investments (Note 5)	10,826,916	10,525,098
Member loans receivable (Note 7)	26,389,674	25,383,798
Income taxes receivable	1,470	27,016
Other assets	19,027	29,477
Deferred income taxes (Note 10)	13,259	15,650
Property and equipment (Note 8)	1,157	-
Intangible assets (Note 9)	<u>159,301</u>	<u>182,612</u>
	<u>\$ 38,170,336</u>	<u>\$ 36,860,300</u>
 LIABILITIES		
Accounts payable and accrued liabilities	\$ 31,448	\$ 32,686
Member deposits (Note 11)	<u>35,799,610</u>	<u>34,586,084</u>
	<u>35,831,058</u>	<u>34,618,770</u>
 MEMBERS' EQUITY		
Allocation distributable	37,609	36,492
Member shares (Note 12)	981,126	904,091
Retained earnings	<u>1,320,543</u>	<u>1,300,947</u>
	<u>2,339,278</u>	<u>2,241,530</u>
	<u>\$ 38,170,336</u>	<u>\$ 36,860,300</u>

ON BEHALF OF THE BOARD:


 _____ Director


 _____ Director

TRANSCANADA CREDIT UNION LTD.
STATEMENT OF NET INCOME AND COMPREHENSIVE INCOME
FOR THE YEAR ENDED OCTOBER 31, 2021

	<u>2021</u>	<u>2020</u>
Interest Income		
Interest from member loans	\$ 707,072	\$ 807,852
Investment income	<u>30,480</u>	<u>96,126</u>
	737,552	903,978
Interest Expense		
Interest on member deposits	<u>387,863</u>	<u>452,560</u>
Net Interest Income	349,689	451,418
Provision for loan impairment	(11,402)	(25,017)
Other Income	<u>98,430</u>	<u>99,192</u>
Operating Income	436,717	525,593
Operating Expenses (Schedule 1)	<u>377,370</u>	<u>378,568</u>
Income Before Income Taxes	<u>59,347</u>	<u>147,025</u>
Income Taxes (Note 10)		
Current	735	(19,584)
Deferred	<u>2,391</u>	<u>12,103</u>
	<u>3,126</u>	<u>(7,481)</u>
Net Income and Comprehensive Income	<u>\$ 56,221</u>	<u>\$ 154,506</u>

TRANSCANADA CREDIT UNION LTD.
STATEMENT OF CHANGES IN MEMBERS' EQUITY
FOR THE YEAR ENDED OCTOBER 31, 2021

	<u>Allocation Distributable</u>	<u>Member Shares</u>	<u>Retained Earnings</u>	<u>Total</u>
Balance, October 31, 2019	\$ 34,454	\$ 883,157	\$ 1,182,933	\$ 2,100,544
Net income and comprehensive income	-	-	154,506	154,506
Distributions to members	2,038	7,046	(36,492)	(27,408)
Issuance of member shares	-	61,484	-	61,484
Redemption of member shares	-	(47,596)	-	(47,596)
Balance, October 31, 2020	\$ 36,492	\$ 904,091	\$ 1,300,947	\$ 2,241,530
Net income and comprehensive income	-	-	56,221	56,221
Common share dividends (4%)	37,609	-	(37,609)	-
Distributions to members	(36,492)	-	984	(35,508)
Issuance of member shares	-	162,844	-	162,844
Redemption of member shares	-	(85,809)	-	(85,809)
Balance, October 31, 2021	<u>\$ 37,609</u>	<u>\$ 981,126</u>	<u>\$ 1,320,543</u>	<u>\$ 2,339,278</u>

TRANSCANADA CREDIT UNION LTD.
STATEMENT OF CASH FLOWS
FOR THE YEAR ENDED OCTOBER 31, 2021

	<u>2021</u>	<u>2020</u>
Cash Provided By (Used For) The Following Activities:		
Operating Activities		
Interest received from member loans	\$ 703,993	\$ 813,535
Interest received from investments	22,170	95,927
Dividends received	7,492	12,656
Other income received	98,430	99,192
Interest paid to members	(388,435)	(449,478)
Income taxes received (paid)	25,546	(8,820)
Net operating expenses	(354,498)	537,238
Net change in investments	(301,000)	(3,720,000)
Net change in member loans receivable	(1,002,797)	(17,904)
Net change in member deposits	<u>1,214,098</u>	<u>3,156,547</u>
	<u>24,999</u>	<u>518,893</u>
Investing Activities		
Purchase of property and equipment	<u>(1,542)</u>	<u>-</u>
Financing Activities		
Issue of member shares	162,844	68,530
Redemption of member shares	(85,809)	(47,596)
Common share dividends paid	<u>(37,609)</u>	<u>(34,454)</u>
	<u>39,426</u>	<u>(13,520)</u>
Net Increase in Cash and Cash Equivalents	62,883	505,373
Cash and Cash Equivalents, Beginning of Year	<u>696,649</u>	<u>191,276</u>
Cash and Cash Equivalents, End of Year	<u>\$ 759,532</u>	<u>\$ 696,649</u>

TRANSCANADA CREDIT UNION LTD.

NOTES TO FINANCIAL STATEMENTS

OCTOBER 31, 2021

1. REPORTING ENTITY

TransCanada Credit Union Ltd. (the "Credit Union") is incorporated under the *Credit Union Act* of the Province of Alberta and provides financial services to current and former employees of TC Energy Corporation and its subsidiaries. The Credit Union operates one branch in Calgary.

The Credit Union Deposit Guarantee Corporation (the "Corporation"), a Provincial Corporation, guarantees the repayment of all deposits with Alberta credit unions, including accrued interest. The *Credit Union Act* provides that the Province will ensure that the Corporation carries out this obligation.

The Credit Union's registered office is located at 450 - 1st Street SW, Calgary, Alberta, T2P 5H1.

2. BASIS OF PRESENTATION

Statement of Compliance

The financial statements have been prepared in accordance with International Financial Reporting Standards ("IFRS") and interpretations, as issued by the International Accounting Standards Board ("IASB").

The financial statements were approved and authorized for issue by the Board of Directors on January 19, 2022.

Basis of Measurement

The financial statements have been prepared using the historical cost basis unless otherwise noted in the significant accounting policies.

Functional Currency

The financial statements are presented in Canadian dollars, which is the Credit Union's functional currency.

Use of Estimates and Judgments

The preparation of the financial statements in conformity with IFRS requires management to make judgments, estimates and assumptions that affect the application of accounting policies and the reported amounts of assets, liabilities, income and expenses. Actual results may differ from these estimates.

Estimates and underlying assumptions are reviewed on an ongoing basis. Revisions to accounting estimates are recognized in the period in which the estimate is revised and in any future periods affected.

Information about significant areas of estimation uncertainty and critical judgments in applying accounting policies that have the most significant effect on the amounts recognized in the financial statements are described in Notes 3 and 4.

TRANSCANADA CREDIT UNION LTD.

NOTES TO FINANCIAL STATEMENTS

OCTOBER 31, 2021

3. SIGNIFICANT ACCOUNTING POLICIES

The significant accounting policies used in the preparation of these financial statements are summarized below.

Cash and cash equivalents

Cash and cash equivalents consist of cash on hand, the current account with Credit Union Central Alberta ("Central") and items in transit.

Investments

Investments are initially measured at fair value and subsequently accounted for, depending on their classification, as either fair value through profit and loss or amortized cost, financial assets.

Member loans receivable

Member loans are measured initially at fair value plus transaction costs, and subsequently at amortized cost using the effective interest method, less any impairment losses. All loans are non-derivative financial assets with fixed or determinable payments that are not quoted in an active market.

TRANSCANADA CREDIT UNION LTD.

NOTES TO FINANCIAL STATEMENTS

OCTOBER 31, 2021

3. SIGNIFICANT ACCOUNTING POLICIES (CONTINUED)

Financial Instruments

(i) Financial Assets

Recognition and initial measurement

The Credit Union recognizes financial assets when it becomes party to the contractual provisions of the asset. Financial assets are measured initially at their fair value plus, in the case of financial assets not subsequently measured at fair value through profit or loss, transaction costs that are directly attributable to their acquisition. Transaction costs attributable to the acquisition of financial assets subsequently measured at fair value through profit or loss are expensed in the statement of net income and comprehensive income when incurred.

Classification and subsequent measurement

On initial recognition, financial assets are recorded at fair value and subsequently classified as measured at amortized cost, fair value through other comprehensive income (FVOCI) or fair value through profit or loss (FVTPL).

Financial assets are classified as follows:

A financial asset is measured at amortized cost if it meets both of the following conditions and is not designated as at FVTPL:

- The asset is held within a business model whose objective is to hold assets to collect contractual cash flows; and
- The contractual terms of the financial asset give rise on specified dates to cash flows that are solely payments of principal and interest ("SPPI") on the principal amount outstanding.

A financial asset is measured at FVOCI only if it meets both of the following conditions and is not designated as at FVTPL:

- The financial asset is held within a business model whose objective is achieved by both collecting contractual cash flows and selling financial assets; and
- The contractual terms of the financial asset give rise on specified dates to cash flows that are solely payments of principal and interest on the principal amount outstanding.

On initial recognition of a financial asset that is not held for trading, the Credit Union may irrevocably elect to present subsequent changes in FVOCI. This election is made on an investment by-investment basis. All other financial assets are classified as measured at FVTPL.

For financial assets classified as measured at FVTPL or designated at FVTPL, changes in fair value are recognized in the statement of net income and comprehensive income. For financial assets classified as measured at FVOCI or an irrevocable election has been made, changes in fair value are recognized in the statement of net income and comprehensive income. For financial assets and other financial liabilities measured at amortized cost, interest income and interest expense are calculated using the effective interest method and is recognized in the statement of net income and comprehensive income.

TRANSCANADA CREDIT UNION LTD.

NOTES TO FINANCIAL STATEMENTS

OCTOBER 31, 2021

3. SIGNIFICANT ACCOUNTING POLICIES (CONTINUED)

Financial Instruments (continued)

Business model assessment

The Credit Union assesses the objective of its business model for holding a financial asset at a level of aggregation which best reflects the way the business is managed and information is provided to management. Information considered in this assessment includes stated policies and objectives and how performance of the portfolio is evaluated.

Contractual cash flow assessment

The cash flows of financial assets are assessed as to whether they are solely payments of principal and interest on the basis of their contractual terms. For this purpose, 'principal' is defined as the fair value of the financial asset on initial recognition. 'Interest' is defined as consideration for the time value of money, the credit risk associated with the principal amount outstanding, and other basic lending risks and costs. In performing this assessment, the Credit Union considers factors that would alter the timing and amount of cash flows such as prepayment and extension features, terms that might limit the Credit Union's claim to cash flows, and any features that modify consideration for the time value of money.

Reclassifications

The Credit Union reclassifies financial assets only when its business model for managing those financial assets has changed. Reclassifications are applied prospectively from the reclassification date and any previously recognized gains, losses or interest are not restated.

Impairment

The Credit Union recognizes a loss allowance for the expected credit losses associated with its financial assets, other than debt instruments measured at fair value through profit or loss and equity investments. Expected credit losses are measured to reflect a probability-weighted amount, the time value of money, and reasonable and supportable information regarding past events, current conditions and forecasts of future economic conditions.

The date the Credit Union commits to purchasing a financial asset is considered the date of initial recognition for the purpose of applying the Credit Union's accounting policies for impairment of financial assets.

For members' loans receivable and accrued interest the Credit Union records a loss allowance equal to the expected credit losses resulting from default events that are possible within the next 12-month period, unless there has been a significant increase in credit risk since initial recognition. For those financial assets for which the Credit Union assessed that a significant increase in credit risk has occurred, the Credit Union records a loss allowance equal to the expected credit losses resulting from all possible default events over the assets' contractual lifetime.

The Credit Union applies the simplified approach for other receivables. Using the simplified approach, the Credit Union records a loss allowance equal to the expected credit losses resulting from all possible default events over the assets' contractual lifetime.

TRANSCANADA CREDIT UNION LTD.

NOTES TO FINANCIAL STATEMENTS

OCTOBER 31, 2021

3. SIGNIFICANT ACCOUNTING POLICIES (CONTINUED)

Financial Instruments (continued)

The Credit Union assesses whether a financial asset is credit-impaired at the reporting date. Regular indicators that a financial asset is credit-impaired include significant financial difficulties as evidenced through borrowing patterns or observed balances in other accounts, breaches of borrowing contracts such as default events or breaches of borrowing covenants and requests to restructure loan payment schedules. For financial assets assessed as credit-impaired at the reporting date, the Credit Union continues to recognize a loss allowance equal to lifetime expected credit losses.

Loss allowances for expected credit losses are presented in the statement of financial position as follows:

- For financial assets measured at amortized cost, as a deduction from the gross carrying amount of the financial assets;
- For loan commitments and financial guarantee contracts, as a provision;
- For facilities with both a drawn and undrawn component where the Credit Union cannot separately identify expected credit losses between the two components, as a deduction from the carrying amount of the drawn component. Any excess of the loss allowance over the carrying amount of the drawn component is presented as a provision; and
- Financial assets are written off when the Credit Union has no reasonable expectations of recovering all or any portion thereof.

Derecognition of financial assets

The Credit Union derecognizes a financial asset when its contractual rights to the cash flows from the financial asset expire, or the financial asset has been transferred under particular circumstances.

For this purpose, a financial asset is transferred if the Credit Union either:

- Transfers the right to receive the contractual cash flows of the financial asset, or;
- Retains the right to receive the contractual cash flows of the financial asset, but assumes an obligation to pay received cash flows in full to one or more third parties without material delay and is prohibited from further selling or transferring the financial asset.

Transferred financial assets are evaluated to determine the extent to which the Credit Union retains the risks and rewards of ownership. When the Credit Union neither transfers nor retains substantially all the risks and rewards of ownership of the financial asset, it evaluates whether it has retained control of the financial asset.

TRANSCANADA CREDIT UNION LTD.

NOTES TO FINANCIAL STATEMENTS

OCTOBER 31, 2021

3. SIGNIFICANT ACCOUNTING POLICIES (CONTINUED)

Financial Instruments (continued)

Modification of financial assets

The Credit Union assesses the modification of terms of a financial asset to evaluate whether its contractual rights to the cash flows from that asset have expired in accordance with the Credit Union's derecognition policy.

When the modifications do not result in derecognition of the financial asset, the gross carrying amount of the financial asset is recalculated with any difference between the previous carrying amount and the new carrying amount recognized in profit or loss. The new gross carrying amount is recalculated as the present value of the modified contractual cash flows discounted at the asset's original effective interest rate.

For the purpose of applying the impairment requirements, at each reporting date subsequent to the modification, the Credit Union continues to assess whether there has been a significant increase in credit risk on the modified financial assets from the date of initial recognition.

(ii) Financial liabilities

Recognition and initial measurement

The Credit Union recognizes a financial liability when it becomes party to the contractual provisions of the instrument. At initial recognition, the Credit Union measures financial liabilities at their fair value plus transaction costs that are directly attributable to their issuance, with the exception of financial liabilities subsequently measured at fair value through profit or loss for which transaction costs are immediately recorded in the statement of net income and comprehensive income.

Classification and subsequent measurement

Subsequent to initial recognition, financial liabilities are measured at amortized cost or fair value through profit or loss. When the transfer of a financial asset does not qualify for derecognition because the Credit Union has retained substantially all of the risks and rewards of ownership, a liability is recognized for the consideration received. Subsequently, any expense incurred on the financial liability is recognized in the statement of net income and comprehensive income.

All financial liabilities are measured at amortized cost using the effective interest method. Financial liabilities measured at amortized cost include member deposits and accrued interest, trade payables and accrued liabilities.

The classification of a financial instrument or component as a financial liability or equity instrument determines where gains or losses are recognized. Interest, dividends, gains and losses relating to financial liabilities are recognized in the statement of net income and comprehensive income while distributions to members of instruments classified as members' equity are recognized in members' equity.

Derecognition of financial liabilities

The Credit Union derecognizes a financial liability only when its contractual obligations are discharged, cancelled or expire.

TRANSCANADA CREDIT UNION LTD.

NOTES TO FINANCIAL STATEMENTS

OCTOBER 31, 2021

3. SIGNIFICANT ACCOUNTING POLICIES (CONTINUED)

Property and equipment

Property and equipment are measured at cost less accumulated depreciation and impairment losses. Depreciation of other items of property and equipment is calculated at the following annual rates on a straight-line basis:

Computer equipment	3 years
Furniture and equipment	5 years

Gains or losses on disposal of property and equipment are recorded in the statement of net income and comprehensive income in the year of disposal.

Property and equipment are reviewed for impairment whenever events or changes in circumstances indicate that the carrying amount of an asset may not be recoverable.

Intangible assets

Intangible assets consist of computer software which are not integral to the computer hardware owned by the Credit Union. Software is initially recorded at cost and subsequently measured at cost less accumulated amortization and any accumulated impairment (losses). Software is amortized on a straight-line basis over its estimated useful life of 10 years.

The useful lives of the intangible assets are reviewed on an annual basis and the useful life is altered if estimates have changed significantly. Gains or losses on the disposal of intangible assets are determined as the difference between the net disposal proceeds and the carrying amount of the asset, and are recorded in the statement of net income and comprehensive income.

Impairment of Non-Financial Assets

Impairment reviews are performed when there are indicators that the recoverable amount of an asset may be less than the carrying value. The recoverable amount is determined as the higher of an asset's fair value less cost to sell and value in use. Impairment is recognized in the statement of net income and comprehensive income when there is an indication that an asset may be impaired. In the event that the value of previously impaired assets recovers, the previously recognized impairment loss is recovered in the statement of net income and comprehensive income at that time.

Member shares

Member shares are classified as liabilities or members' equity in accordance with their terms. Shares redeemable at the option of the member, either on demand or on withdrawal from membership, are classified as liabilities. Shares redeemable at the discretion of the Credit Union Board of Directors are classified as equity.

TRANSCANADA CREDIT UNION LTD.

NOTES TO FINANCIAL STATEMENTS

OCTOBER 31, 2021

3. SIGNIFICANT ACCOUNTING POLICIES (CONTINUED)

Revenue recognition

Revenue is recognized to the extent that it is probable that the economic benefits will flow to the Credit Union and the revenue can be reliably measured. The following specific recognition criteria must also be met before revenue is recognized:

- (i)* Interest income is recognized in the statement of net income and comprehensive income for all financial assets measured at amortized cost using the effective interest rate method. The effective interest rate is the rate that discounts estimated future cash flows through the expected life of the financial instrument back to the net carrying amount of the financial asset.
- (ii)* Investment income is recognized as interest is earned on interest-bearing investments, and when dividends are declared on shares.
- (iii)* Other income which includes insurance related commission income, is recognized when services are provided to members and collection is reasonably assured.

Patronage allocation to members

Patronage allocation to members is recognized in the statement of net income and comprehensive income when declared by the Board of Directors.

Foreign currency translation

Transaction amounts denominated in foreign currencies are translated into the Canadian dollar equivalents at exchange rates prevailing at the transaction dates. Carrying values of monetary assets and liabilities reflect exchange rates at the statement of financial position date. Translation gains and losses are included in other income.

Pension Plan

The Credit Union participates in a defined contribution pension plan with eligible employees. Contributions are recognized as an expense in the year to which they relate.

Income taxes

Tax expense for the period is comprised of current and deferred income tax.

Current income tax is the expected tax payable or receivable on the taxable income or loss for the year, using tax rates enacted or substantively enacted at the reporting date, and any adjustment to tax payable in respect of previous years.

Deferred income taxes are provided for using the liability method. Under this method, temporary differences are recorded using tax rates that have been enacted or substantively enacted by the statement of financial position date and are expected to apply when the corresponding taxes will be paid or refunded. Temporary differences are comprised primarily of differences between the carrying amounts and the income tax bases of the Credit Union's property and equipment. Deferred income tax assets are recognized to the extent that it is probable that future taxable profit will be available against which the temporary differences can be utilized.

TRANSCANADA CREDIT UNION LTD.

NOTES TO FINANCIAL STATEMENTS

OCTOBER 31, 2021

4. USE OF ESTIMATES AND KEY JUDGMENTS

The preparation of the financial statements in conformity with IFRS requires management to make judgments, estimates and assumptions that affect the application of accounting policies and the reported amounts of assets, liabilities, income and expenses during the reporting year. Accordingly, actual results could differ from those estimates. Estimates and underlying assumptions are reviewed on an ongoing basis. Revisions to accounting estimates are recognized in the year in which the estimate is revised if it affects only that period or in the period of revision and future periods if the revision affects both current and future years.

The most significant uses of judgments, estimates and assumptions are as follows:

(b) Expected Credit Loss Allowance

The Credit Union measures loss allowances at an amount equal to lifetime expected credit loss (ECL), except for debt investment securities that are determined to have low credit risk at the reporting date and loans and advances where credit risk has not increased significantly since their initial recognition. In particular, management judgment is required in the estimate of whether credit risk of an instrument has increased significantly, inputs into the ECL quantitative model and in the use of forward-looking information. The Credit Union incorporates forward-looking economic information in its measurement of ECL.

The Credit Union assesses whether credit risk on a financial asset has increased significantly considering reasonable and supportable information since initial recognition in order to determine whether a 12 month ECL or lifetime ECL should be recognized. When determining whether the risk of default on a financial instrument has increased significantly since initial recognition, the Credit Union considers reasonable and supportable information that is relevant and available without undue cost or effort. This includes both quantitative and qualitative information and analysis, based on the Credit Union's historical experience and expert credit assessment.

Fair Value of Financial Instruments

The Credit Union determines the fair value of financial instruments that are not quoted in an active market using valuation techniques. Those techniques are significantly affected by the assumptions used, including discount rates and estimates of future cash flows. In that regard, the derived fair value estimates cannot always be substantiated by comparison with independent markets and, in many cases, may not be capable of being realized immediately.

Property and Equipment and Intangible Assets

Depreciation methods, useful lives and residual values require estimation and are reviewed annually and adjusted if appropriate.

Income Taxes

Management exercises judgment in estimating the provision for income taxes. The Credit Union is subject to income tax laws in the federal and provincial jurisdictions where it operates. Various tax laws are potentially subject to different interpretations by the Credit Union and the relevant tax authority. To the extent that the Credit Union's interpretations differ from those of tax authorities or the timing of realization is not as expected, the provision for income taxes may increase or decrease in future periods to reflect actual experience.

Significant management judgment is also required to determine the deferred tax balances. Management is required to determine the amount of deferred tax assets and liabilities that can be recognized. This is based on their best estimate of the likely timing that the temporary difference will be realized, and of the likelihood that taxable profits will exist in the future.

TRANSCANADA CREDIT UNION LTD.

NOTES TO FINANCIAL STATEMENTS

OCTOBER 31, 2021

5. INVESTMENTS

	<u>2021</u>	<u>2020</u>
Credit Union Central Alberta		
Term deposits	\$ 10,455,000	\$ 10,185,000
Shares	<u>369,404</u>	<u>338,404</u>
	10,824,404	10,523,404
Accrued interest	<u>2,512</u>	<u>1,694</u>
	<u>\$ 10,826,916</u>	<u>\$ 10,525,098</u>

All term deposits mature within one year with interest rates ranging from 0.05% to 0.85%. As required by the *Credit Union Act*, the Credit Union holds investments in Central to maintain its statutory liquidity requirements.

6. OPERATING DEMAND LOAN AND TERM LOAN

The Credit Union has an approved revolving operating demand loan with Central which is secured by a general assignment of book debts and assignment of investments and deposits held at Central. The authorized limit on the revolving operating demand loan is \$800,000. The demand loan bears interest at Central's prime rate less .5%. At October 31, 2021, the Credit Union had \$NIL outstanding on its operating demand loan (2020 - \$NIL).

The Credit Union has an approved revolving term loan with Central which is secured by a general assignment of book debts and assignment of investments and deposits held at Central. The authorized limit on the term loan is \$1,000,000. The term loan bears interest at Central's prime rate less 1%. At October 31, 2021, the Credit Union had \$NIL outstanding on its term loan (2020 - \$NIL).

TRANSCANADA CREDIT UNION LTD.

NOTES TO FINANCIAL STATEMENTS

OCTOBER 31, 2021

7. MEMBER LOANS RECEIVABLE

	<u>Principal Performing</u>	<u>Principal Impaired</u>	<u>Allowance for Impaired Loans</u>	2021 Net
Residential mortgages	\$ 20,810,268	\$ -	\$ -	\$ 20,810,268
Consumer loans	<u>5,648,267</u>	<u>-</u>	<u>86,402</u>	<u>5,561,865</u>
	26,458,535	-	86,402	26,372,133
Accrued interest	<u>17,547</u>	<u>-</u>	<u>6</u>	<u>17,541</u>
	<u>\$ 26,476,082</u>	<u>\$ -</u>	<u>\$ 86,408</u>	<u>\$ 26,389,674</u>
	<u>Principal Performing</u>	<u>Principal Impaired</u>	<u>Allowance for Impaired Loans</u>	2020 Net
Residential mortgages	\$ 18,699,811	\$ -	\$ -	\$ 18,699,811
Consumer loans	<u>6,744,525</u>	<u>-</u>	<u>75,000</u>	<u>6,669,525</u>
	25,444,336	-	75,000	25,369,336
Accrued interest	<u>14,468</u>	<u>-</u>	<u>6</u>	<u>14,462</u>
	<u>\$ 25,458,804</u>	<u>\$ -</u>	<u>\$ 75,006</u>	<u>\$ 25,383,798</u>

Reconciliation of allowance for expected credit losses

	<u>12- Month ECL</u>	<u>Lifetime ECL Not Credit Impaired</u>	<u>Lifetime ECL Credit Impaired</u>	2021
Balance, beginning of year	75,006	-	-	75,006
Net impairment charges	11,402	-	-	11,402
Loans written off	<u>-</u>	<u>-</u>	<u>-</u>	<u>-</u>
Balance, end of year	<u>\$ 86,408</u>	<u>\$ -</u>	<u>\$ -</u>	<u>\$ 86,408</u>

TRANSCANADA CREDIT UNION LTD.

NOTES TO FINANCIAL STATEMENTS

OCTOBER 31, 2021

7. MEMBER LOANS RECEIVABLE (CONTINUED)

Loans Past Due But Not Impaired

A loan is considered past due when a counterparty has not made a payment by the contractual due date. The table that follows presents the carrying value of loans at year-end that are past due but not classified as impaired because they are either i) less than 90 days past due, or ii) fully secured and collection efforts are reasonably expected to result in repayment.

	<u>1-30</u> <u>Days</u>	<u>31-60</u> <u>Days</u>	<u>61-90</u> <u>Days</u>	<u>91 Days and</u> <u>Greater</u>	<u>2021</u> <u>Total</u>
Consumer loans	\$ <u>-</u>	\$ <u>69,264</u>	\$ <u>-</u>	\$ <u>-</u>	\$ <u>69,264</u>
	<u>1-30</u> <u>Days</u>	<u>31-60</u> <u>Days</u>	<u>61-90</u> <u>Days</u>	<u>91 Days and</u> <u>Greater</u>	<u>2020</u> <u>Total</u>
Consumer loans	\$ -	\$ -	\$ -	\$ 35,497	\$ 35,497
Residential mortgages	<u>236,097</u>	<u>-</u>	<u>-</u>	<u>-</u>	<u>236,097</u>
	<u>\$ 236,097</u>	<u>\$ -</u>	<u>\$ -</u>	<u>\$ 35,497</u>	<u>\$ 271,594</u>

Credit Quality of Loans

The Credit Union holds collateral against loans to members in the form of interests over property, other securities over assets, and guarantees. It is not practical to value all collateral as at the balance sheet date due to the variety of assets and conditions.

Concentration of Risk

The Credit Union has an exposure to groupings of individual loans which concentrate risk and create exposure to particular segments. The majority of loans to members are with members located in and around Calgary, Alberta who are concentrated in the oil and gas infrastructure and energy sector. A significant portion of the Credit Union's loan portfolio is secured by residential property in and around Calgary, Alberta. Therefore, the Credit Union is exposed to the risks in reduction of the loan to valuation ratio coverage should the property market be subject to a decline. The risk of loss from loans undertaken is primarily reduced by the nature and quality of the security taken.

There were no individual or related groups of loans to members which exceeded 2.2% of total assets as at October 31, 2021.

TRANSCANADA CREDIT UNION LTD.

NOTES TO FINANCIAL STATEMENTS

OCTOBER 31, 2021

8. PROPERTY AND EQUIPMENT

	<u>Furniture and Equipment</u>	<u>Computer Equipment</u>	<u>Total</u>
COST:			
Balance at October 31, 2019	\$ 18,359	\$ 38,131	\$ 56,490
Additions	-	-	-
Transfer to intangible assets	-	-	-
Balance at October 31, 2020	<u>\$ 18,359</u>	<u>\$ 38,131</u>	<u>\$ 56,490</u>
Additions	-	1,542	1,542
Disposals	-	-	-
Balance at October 31, 2021	<u>\$ 18,359</u>	<u>\$ 39,673</u>	<u>\$ 58,032</u>
ACCUMULATED DEPRECIATION:			
Balance at October 31, 2019	\$ 18,359	\$ 38,131	\$ 56,490
Depreciation expense	-	-	-
Disposals	-	-	-
Balance at October 31, 2020	<u>\$ 18,359</u>	<u>\$ 38,131</u>	<u>\$ 56,490</u>
Depreciation expense	-	385	385
Disposals	-	-	-
Balance at October 31, 2021	<u>\$ 18,359</u>	<u>\$ 38,516</u>	<u>\$ 56,875</u>
NET BOOK VALUE:			
October 31, 2020	<u>\$ -</u>	<u>\$ -</u>	<u>\$ -</u>
October 31, 2021	<u>\$ -</u>	<u>\$ 1,157</u>	<u>\$ 1,157</u>

TRANSCANADA CREDIT UNION LTD.

NOTES TO FINANCIAL STATEMENTS

OCTOBER 31, 2021

9. INTANGIBLE ASSETS

	<u>2021</u>	<u>2020</u>
COST:		
Balance, Beginning of Year	\$ 454,111	\$ 454,111
Additions	<u>-</u>	<u>-</u>
Balance, End of Year	<u>454,111</u>	<u>454,111</u>
ACCUMULATED DEPRECIATION:		
Balance, Beginning of Year	271,499	247,684
Amortization expense	<u>23,311</u>	<u>23,815</u>
Balance, End of Year	<u>294,810</u>	<u>271,499</u>
NET BOOK VALUE	<u>\$ 159,301</u>	<u>\$ 182,612</u>

10. INCOME TAXES

	<u>2021</u>	<u>2020</u>
Expected income tax expense at statutory rates	\$ 6,528	\$ 16,173
Adjustments for permanent differences and other items.	<u>(3,402)</u>	<u>(23,654)</u>
Total income tax expense (recovery)	<u>\$ 3,126</u>	<u>\$ (7,481)</u>

The Credit Union has recognized a deferred income tax asset of \$13,259 (2020 - \$15,650) related to non-capital losses and the temporary deductible (taxable) differences between the tax and accounting treatment of intangible assets.

TRANSCANADA CREDIT UNION LTD.

NOTES TO FINANCIAL STATEMENTS

OCTOBER 31, 2021

11. MEMBER DEPOSITS

	<u>2021</u>	<u>2020</u>
Participatory savings	\$ 25,935,444	\$ 25,252,270
Term deposits	5,491,357	5,042,576
Registered deposits	<u>4,285,608</u>	<u>4,203,465</u>
	35,712,409	34,498,311
Accrued interest	<u>87,201</u>	<u>87,773</u>
	<u>\$ 35,799,610</u>	<u>\$ 34,586,084</u>

The repayment of all member deposits, including accrued interest, is guaranteed by Credit Union Deposit Guarantee Corporation for which the Credit Union pays a deposit guarantee assessment fee.

Concentra Financial Services Association acts as the trustee of the Registered Retirement Savings Plan and the Registered Retirement Income Fund offered to members. Under an agreement, Concentra Financial Services Association deposits the contributions to the plans, and the interest earned on them, in the Credit Union.

Concentration of Risk

The Credit Union has an exposure to groupings of individual deposits which concentrate risk and create exposure to particular segments. The majority of member deposits are with members located in and around Calgary, Alberta who are concentrated in the oil and gas infrastructure and energy sector.

There were no individual or related groups of deposits from members that exceeded 2.8% of total assets as at October 31, 2021.

TRANSCANADA CREDIT UNION LTD.

NOTES TO FINANCIAL STATEMENTS

OCTOBER 31, 2021

12. MEMBER SHARES

The *Credit Union Act* created a class of equity shares known as common shares having the following characteristics:

- i) issuable up to a maximum of 3,500 shares per member;
- ii) a par value of \$1, but fractional shares may be issued;
- iii) transferable only in restricted circumstances;
- iv) non-assessable; and
- v) redemption of common shares is at par value and is at the discretion of the Credit Union, subject to the restrictions contained in the *Credit Union Act* and Regulations.

A member must purchase a minimum of 25 shares to retain membership in the Credit Union.

The Corporation does not guarantee common shares which represent "at risk" capital.

13. COMMITMENTS

Credit Commitments

In the normal course of business, the Credit Union enters into various commitments to meet the credit requirements of its members. These include credit commitments which are not included in the statement of financial position. The credit commitments are identified in the credit risk area of Note 15.

Credit Union Deposit Guarantee Corporation

The Credit Union Deposit Guarantee Corporation (the "Corporation") is a deposit insurance corporation. By legal obligation under the *Credit Union Act* of Alberta, the Corporation protects the savings and deposits of all Credit Union members in every credit union within Alberta. By legislation, the Credit Union pays a quarterly levy to the Corporation based on a percentage of member deposits.

TRANSCANADA CREDIT UNION LTD.

NOTES TO FINANCIAL STATEMENTS

OCTOBER 31, 2021

14. RELATED PARTY TRANSACTIONS

Key Management Personnel

Key management personnel ("KMP") of the Credit Union are those persons having authority and responsibility for planning, directing, and controlling the activities of the Credit Union, directly or indirectly. KMP have been taken to comprise directors and members of management responsible for the day-to-day financial and operational management of the Credit Union.

Loans

The Credit Union provides loans to KMP subject to approved lending guidelines applicable to all member loans. The Credit Union, in accordance with its policy, grants loans to its management and staff at the Credit Union prime rate. Board members pay regular member rates on loans. There are no loans to KMP that are impaired at year end.

The total value of member loans receivable to KMP are as follows:

	<u>2021</u>	<u>2020</u>
Total loans advanced	\$ 650,693	\$ 829,274
Total lines of credit advanced	-	399,019
Unused value of lines of credit	<u>394,200</u>	<u>443,381</u>
Total	<u>\$ 1,044,893</u>	<u>\$ 1,671,674</u>

Deposits

Deposit accounts held by KMP are maintained under the same terms and conditions as deposits of other members.

The total value of member deposits from KMP are as follows:

	<u>2021</u>	<u>2020</u>
Savings deposits	\$ 204,634	\$ 219,385
Registered plans	<u>283,108</u>	<u>293,471</u>
	<u>\$ 487,742</u>	<u>\$ 512,856</u>

Member Shares

The total member shares held by KMP are as follows:

	<u>2021</u>	<u>2020</u>
Member shares	<u>\$ 24,162</u>	<u>\$ 21,158</u>

TRANSCANADA CREDIT UNION LTD.

NOTES TO FINANCIAL STATEMENTS

OCTOBER 31, 2021

14. RELATED PARTY TRANSACTIONS (CONTINUED)

Income and Expense

Total income and expense from KMP loans and deposits are as follows:

	<u>2021</u>	<u>2020</u>
Interest on loans	<u>\$ 20,031</u>	<u>\$ 38,547</u>
Interest on deposits	<u>\$ 5,904</u>	<u>\$ 2,837</u>

Remuneration

Total compensation of KMP is as follows:

	<u>2021</u>	<u>2020</u>
Salaries and short-term benefits	<u>\$ 193,400</u>	<u>\$ 177,522</u>

There was no compensation for post-employment benefits, long-term benefits, termination benefits, or share-based compensation during 2021 or 2020.

Directors were not remunerated for their contributions to the Credit Union.

TC Energy Corporation provides office space, furniture, equipment, office supplies and employees who perform duties on a part-time basis for the Credit Union. No amount is charged for these services.

TRANSCANADA CREDIT UNION LTD.

NOTES TO FINANCIAL STATEMENTS

OCTOBER 31, 2021

15. RISK MANAGEMENT

The Credit Union's risk management policies are designed to identify and analyze risk, to set appropriate risk limits and controls, and to monitor the risk and adherence to limits by means of reliable and up-to-date information systems. The Credit Union follows an enterprise risk management framework, which involves identifying particular events or circumstances relevant to its objectives, assessing them in terms of profitability and magnitude, determining a response strategy and monitoring progress. The Credit Union regularly reviews its risk management policies and systems to take account of changes in markets and products.

Risk management is carried out by management who reports to the Board. The Board provides written principles for risk tolerance and overall risk management. Management reports to the Board on compliance with the risk management policies of the Credit Union.

Financial instruments comprise the majority of the Credit Union's assets and liabilities. The Credit Union accepts deposits from members at both fixed and floating rates for various periods. The Credit Union seeks to earn an interest rate margin by investing these funds in high quality financial instruments – principally loans and mortgages. The primary types of financial risk that arise from this activity are credit risk, liquidity risk and market risk which is comprised of interest rate risk.

The following table describes the significant financial instrument activity undertaken by the Credit Union, the risks associated with such activities, and the types of methods used in managing those risks.

Activity	Risks	Method of managing risks
Investments	Sensitivity to changes in interest rates, liquidity and credit risk	Asset-liability matching, monitoring of investment restrictions and monitoring of counterparty risk
Member loans	Sensitivity to changes in interest rates, liquidity and credit risk	Asset-liability matching and monitoring of counterparty risk
Member deposits	Sensitivity to changes in interest rates, liquidity and credit risk	Asset-liability matching

Interest rate risk

Cash flow interest rate risk is the risk that the future cash flows of the Credit Union's financial instruments will fluctuate due to changes in market interest rates. Fair value interest rate risk is the risk that the value of a financial instrument will fluctuate because of changes in prevailing market interest rates. Financial margin reported in the statement of net income and comprehensive income may increase or decrease in response to changes in market interest rates. Accordingly, the Credit Union sets limits on the level of mismatch of interest rate re-pricing that may be undertaken, which is monitored by management and reported to the Board.

TRANSCANADA CREDIT UNION LTD.

NOTES TO FINANCIAL STATEMENTS

OCTOBER 31, 2021

15. RISK MANAGEMENT (CONTINUED)

To manage the repricing of asset and liability mismatch opportunities the Credit Union will undertake campaigns to procure deposits or loans that re-price/mature within a specific time period, buy/sell assets that reprice/mature within a specific time period and may purchase derivative instruments. These decisions are based on economic conditions, member behaviour, capital and liquidity levels and compliance with Credit Union policy.

Other types of interest rate risk may involve basis risk, the risk of loss from changes in the relationship of interest rates which may not have identical characteristics (for example the difference between prime rate and variable rate loans and variable rate deposits) and prepayment risk (the risk of loss of interest income arising from early repayment of fixed rate mortgages and loans). These risks are also monitored on a regular basis and reported to the Board.

Interest rate risk is measured by:

- (a) Static gap analysis which aggregates cash flows into repricing periods based on the maturity dates of the assets and liabilities.
- (b) Income simulation models that use current interest revenue, current interest expense and market values. These models incorporate assumptions about pricing strategies, growth, volume, new business and interest rates.
- (c) Market value of portfolio equity determines the present value of all assets and liabilities. This provides an estimate of the equity value of the Credit Union.

The following schedule shows the Credit Union's sensitivity to interest rate changes as at October 31, 2021. Fixed rate assets and fixed rate liabilities are reported based on scheduled repayments. Variable rate assets and liabilities that are linked to prime rate are reported in the floating rate category. Non-interest bearing assets and non-interest bearing liabilities are reported in the non-rate sensitive category.

As At October 31, 2021

	Floating Rate	Within 1 Year	1 to 5 Years	Non-Rate Sensitive	Total
Assets					
Cash	\$ 760,256	\$ -	\$ -	\$ (724)	\$ 759,532
<i>Effective Interest Rate</i>	0.25%	0.00%	0.00%	0.00%	0.25%
Investments	-	10,455,000	-	371,916	10,826,916
<i>Effective Interest Rate</i>	0.00%	0.19%	0.00%	0.00%	0.18%
Member loans	9,531,536	2,199,000	14,728,000	(68,862)	26,389,674
<i>Effective Interest Rate</i>	2.84%	2.40%	2.50%	0.00%	2.62%
Other	-	-	-	194,214	194,214
	<u>10,291,792</u>	<u>12,654,000</u>	<u>14,728,000</u>	<u>496,544</u>	<u>38,170,336</u>
Liabilities					
Member deposits	25,935,409	7,848,000	1,929,000	87,201	35,799,610
<i>Effective Interest Rate</i>	0.80%	1.53%	1.98%	0.00%	1.02%
Other	-	-	-	31,448	31,448
Equity	-	-	-	2,339,278	2,339,278
	<u>25,935,409</u>	<u>7,848,000</u>	<u>1,929,000</u>	<u>2,457,927</u>	<u>38,170,336</u>
Net position	<u>\$(15,643,617)</u>	<u>\$ 4,806,000</u>	<u>\$ 12,799,000</u>	<u>\$ (1,961,383)</u>	<u>\$ -</u>

As At October 31, 2020

Net position	<u>\$(14,178,223)</u>	<u>\$ 5,207,000</u>	<u>\$ 10,793,000</u>	<u>\$ (1,821,777)</u>	<u>\$ -</u>
--------------	-----------------------	---------------------	----------------------	-----------------------	-------------

TRANSCANADA CREDIT UNION LTD.

NOTES TO FINANCIAL STATEMENTS

OCTOBER 31, 2021

15. RISK MANAGEMENT (CONTINUED)

Credit risk

Credit risk is the risk that financial loss will be incurred due to the failure of a counterparty to discharge its contractual commitment or obligation to the Credit Union arising from member loans and investments. The primary credit risk arising from loans is the possibility that members will be unable or unwilling to repay some or all of the principal and interest on their loans. Allowances for credit losses are made for losses that have been incurred at the statement of financial position date.

Management of credit risk is an integral part of the Credit Union's activities. Management carefully monitors and manages the Credit Union's exposure to credit risk by a combination of methods. Credit risk arises principally from lending activities that result in member loans and advances and treasury activities that result in investments of cash resources. The overall management of credit risk is centralized in the Credit Committee which reports to the Board.

Concentration of loans is managed by the implementation of sectoral and member specific limits.

The Credit committee is responsible for approving and monitoring the Credit Union's tolerance for credit exposures, which it does through review and approval of the Credit Union's lending policies and through setting limits on credit exposures to individual members and across sectors. The Credit Union maintains levels of borrowing approval limits, and prior to advancing funds to a member, an assessment of the credit quality of the member is made. The Credit Union emphasizes responsible lending in its relationships with members and establishes that loans are within the member's ability to repay, rather than relying exclusively on collateral.

The Credit Union often takes security as collateral in common with other lending institutions. The Credit Union maintains guidelines on the acceptability of specific types of collateral. Collateral may include mortgages over residential properties and charges over business assets such as premises, inventory and accounts receivable. Where significant impairment indicators are identified, the Credit Union will take additional measures to manage the risk of default, which may include seeking additional collateral.

The following information represents the maximum exposure to credit risk before taking into consideration any collateral. For financial assets recognized on the balance sheet, the exposure to credit risk is their stated carrying amount. For off balance sheet items, the maximum exposure is the full amount of the undrawn facilities or loan commitment.

	<u>2021</u>	<u>2020</u>
On balance sheet exposure		
Investments	\$ 10,826,916	\$ 10,525,098
Loans	26,389,674	25,383,798
Off balance sheet exposure		
Commitments to extend credit		
Original terms to maturity of 1 year or less	<u>8,367,716</u>	<u>8,964,308</u>
	<u>\$ 45,584,306</u>	<u>\$ 44,873,204</u>

TRANSCANADA CREDIT UNION LTD.

NOTES TO FINANCIAL STATEMENTS

OCTOBER 31, 2021

15. RISK MANAGEMENT (CONTINUED)

Concentration of credit risk exists if a number of borrowers are engaged in similar economic activities or are located in the same geographic region, and indicates the sensitivity of the Credit Union to developments affecting a particular segment of borrowers or geographic region.

The majority of loans and deposits to members are with members located in and around Calgary, Alberta who are concentrated in the oil and gas infrastructure and energy sector. A significant portion of the Credit Union's loan portfolio is secured by residential property in and around Calgary, Alberta.

Liquidity risk

Liquidity risk is the risk that the Credit Union will encounter difficulty in raising funds to meet its obligations to members and other liabilities. To mitigate this risk, the Credit Union is required to maintain, in the form of cash and term deposits, a minimum liquidity at all times. The Credit Union has established policies which include minimum liquidity requirements, eligibility requirements for liquid assets, investments with counterparties, deposit concentration and diversification limits. The Credit Union monitors expected cash inflows and outflows on a daily, cyclical, and long-term basis. The Credit Union's preferred source of funding is member deposits; however, borrowing from Central is permitted during periods where loan demand exceeds deposit growth. Other sources of funding such as sale of assets, deposits from other credit unions and wholesale deposits are acceptable.

The *Credit Union Act* of Alberta requires the Credit Union to maintain a minimum liquidity ratio of 6.0% of total assets. The Credit Union's liquidity ratio was 8.1% at October 31, 2021 (2020 – 8.0%).

Management reviews its compliance with these policies and reports its statutory liquidity position to the Board of Directors on an exception basis. It reports the operating liquidity to the Board of Directors on a monthly basis. The Audit and Finance Committee ensures that a periodic review/audit is performed to verify compliance with policy and procedures.

Foreign Exchange Risk

Foreign exchange risk is not considered significant at this time as the Credit Union does not engage in any active trading of foreign currency positions or hold significant foreign currency denominated financed investments for an extended period.

Price Risk

Price risk arises from changes in market risks, other than interest rate, credit, liquidity or foreign exchange risk, such as changes in energy or agricultural related commodity prices, where these changes cause fluctuations in the fair value or future cash flows of a financial instrument. The Credit Union is exposed to price risk as members of the Credit Union are involved in the energy sector.

TRANSCANADA CREDIT UNION LTD.

NOTES TO FINANCIAL STATEMENTS

OCTOBER 31, 2021

16. CAPITAL MANAGEMENT

The Credit Union's objectives when managing capital are:

- (a) To ensure the long term viability of the Credit Union and the security of member deposits by holding a level of capital deemed sufficient to protect against unanticipated losses; and
- (b) To comply at all times with the capital requirements set out in the *Credit Union Act*.

The Credit Union measures the adequacy of capital using two methods:

- (a) Total capital as a percentage of total assets; and
- (b) Total capital as a percentage of risk weighted assets. Under this method the Credit Union reviews its loan portfolio and other assets and assigns a risk weighting using definitions and formulas set out in the *Credit Union Act*. The more risk associated with an asset, a higher weighting is assigned. This method allows the Credit Union to measure capital relative to the possibility of loss with more capital required to support assets that are seen as being higher risk.

The Credit Union management ensures compliance with capital adequacy through the following:

- (a) Setting policies for capital management, monitoring and reporting;
- (b) Setting policies for related areas such as asset liability management;
- (c) Reporting to the Board of Directors or its committees regarding financial results and capital adequacy;
- (d) Reporting to the Corporation on its capital adequacy; and
- (e) Setting budgets and reporting variances to those budgets.

The Credit Union is required under the *Credit Union Act* to have a capital balance that is equal to or exceeds the greater of:

- (a) 4% of total assets; and
- (b) 8% of risk weighted assets.

An additional regulatory capital buffer of 2.5% of total risk weighted assets is also required.

The Corporation also expects the Credit Union to hold an internal capital buffer equal to a minimum of 2% of total risk weighted assets.

TRANSCANADA CREDIT UNION LTD.

NOTES TO FINANCIAL STATEMENTS

OCTOBER 31, 2021

16. CAPITAL MANAGEMENT (CONTINUED)

Credit Union management measures the adequacy of the Credit Union's capital to these requirements on an ongoing basis and report the results to the Board of Directors and the Corporation.

The Credit Union's capital includes:

	<u>2021</u>	<u>2020</u>
Retained earnings	\$ 1,320,543	\$ 1,300,947
Member shares	981,126	904,091
Allocation distributable	37,609	36,492
Deferred income taxes asset	(13,259)	(15,650)
Credit loss allowances	86,402	75,000
Intangible assets	<u>(159,301)</u>	<u>(182,612)</u>
	<u>\$ 2,253,120</u>	<u>\$ 2,118,268</u>

As at October 31, 2021 the Credit Union's available capital as a percent of total assets was 5.9% (2020 – 5.7%) and the available capital as a percent of total risk weighted assets was 19.2% (2020 – 17.1%). Therefore, the Credit Union has exceeded its minimum capital requirement at October 31, 2021.

17. CLASSIFICATION OF FINANCIAL INSTRUMENTS

The carrying amount of the Credit Union's financial instruments by classification is as follows:

<u>October 31, 2021</u>			
	Fair value Through Profit or Loss	Amortized Cost	Total
Cash and cash equivalents	\$ 759,532	\$ -	\$ 759,532
Investments	369,404	10,457,512	10,826,916
Member loans	-	26,389,674	26,389,674
Other financial assets	-	1,470	1,470
Other financial liabilities	-	(31,448)	(31,448)
Member deposits	-	(35,799,610)	(35,799,610)
	<u>\$ 1,128,936</u>	<u>\$ 1,017,598</u>	<u>\$ 2,146,534</u>

<u>October 31, 2019</u>			
	Fair value Through Profit or Loss	Amortized Cost	Total
Cash and cash equivalents	\$ 696,649	\$ -	\$ 696,649
Investments	338,404	10,186,694	10,525,098
Member loans	-	25,383,798	25,383,798
Other financial assets	-	27,016	27,016
Other financial liabilities	-	(32,686)	(32,686)
Member deposits	-	(34,586,084)	(34,586,084)
	<u>\$ 1,035,053</u>	<u>\$ 978,738</u>	<u>\$ 2,013,791</u>

TRANSCANADA CREDIT UNION LTD.

NOTES TO FINANCIAL STATEMENTS

OCTOBER 31, 2021

18. FAIR VALUE OF FINANCIAL INSTRUMENTS

Fair value amounts disclosed represent point in time estimates that may change in subsequent reporting periods due to market conditions or other factors. The Credit Union has estimated fair values taking into account changes in interest rates and credit risk that have occurred since the assets and liabilities were acquired. These calculations represent the Credit Union's best estimates based on a range of methods and assumptions. Since they involve uncertainties, the fair values may not be realized in an actual sale or immediate settlement of the instrument. Interest rate changes are the main cause of changes in the fair value of the Credit Union's financial instruments.

The following methods and assumptions are used to estimate the fair market value:

- i) The fair values of cash, demand deposits, certain other assets and certain other liabilities approximate their carrying values, due to their short-term nature.
- ii) The estimated fair values of floating-rate investments, member loans and member deposits are assumed to equal carrying value as the interest rates automatically reprice to market.
- iii) The estimated fair values of fixed-rate investments, member loans and member deposits are determined by discounting the expected future cash flows of these items at current market rates for products with similar terms and credit risks.

The total value of loans determined using the above assumptions is reduced by the allowance for impaired loans.

	<u>2021</u>			<u>2020</u>		
	<u>Fair Value</u>	<u>Carrying Value</u>	<u>Change</u>	<u>Fair Value</u>	<u>Carrying Value</u>	<u>Change</u>
Assets						
Cash	\$ 759,532	\$ 759,532	\$ -	\$ 696,649	\$ 696,649	\$ -
Investments	10,821,916	10,826,916	(5,000)	10,525,098	10,525,098	-
Member loans	25,712,674	26,389,674	(677,000)	24,917,798	25,383,798	(466,000)
Other assets	<u>1,470</u>	<u>1,470</u>	<u>-</u>	<u>27,016</u>	<u>27,016</u>	<u>-</u>
	<u>\$ 37,295,592</u>	<u>\$ 37,977,592</u>	<u>\$ (682,000)</u>	<u>\$ 36,166,561</u>	<u>\$ 36,632,561</u>	<u>\$ (466,000)</u>
Liabilities						
Member deposits	\$ 35,872,610	\$ 35,799,610	\$ 73,000	\$ 34,678,084	\$ 34,586,084	\$ 92,000
Other liabilities	<u>31,448</u>	<u>31,448</u>	<u>-</u>	<u>32,686</u>	<u>32,686</u>	<u>-</u>
	<u>\$ 35,904,058</u>	<u>\$ 35,831,058</u>	<u>\$ 73,000</u>	<u>\$ 34,710,770</u>	<u>\$ 34,618,770</u>	<u>\$ 92,000</u>
	<u>\$ 1,391,534</u>	<u>\$ 2,146,534</u>	<u>\$ (755,000)</u>	<u>\$ 1,455,791</u>	<u>\$ 2,013,791</u>	<u>\$ (558,000)</u>

TRANSCANADA CREDIT UNION LTD.

NOTES TO FINANCIAL STATEMENTS

OCTOBER 31, 2021

18. FAIR VALUE OF FINANCIAL INSTRUMENTS (CONTINUED)

Assets and liabilities recorded at fair value in the statement of the financial position are measured and classified in a hierarchy consisting of three levels for disclosure purposes; the three levels are based on the priority of the inputs to the respective valuation technique. The fair value hierarchy gives the highest priority to quoted prices in active markets for identical assets or liabilities (Level 1) and the lowest priority to unobservable inputs (Level 3). An asset or liability's classification within the fair value hierarchy is based on the lowest level of significant input to its valuation. The input levels are defined as follows:

Level 1: Unadjusted quoted prices in an active market for identical assets and liabilities. Assets measured at fair value and classified as Level 1 include cash and cash equivalents.

Level 2: Quoted prices in markets that are not active or inputs that are observable either directly (i.e., as prices) or indirectly (i.e. derived from prices). Level 2 inputs include quoted prices for assets in markets that are considered less active. There are no assets measured at fair value classified as Level 2.

Level 3: Unobservable inputs that are supported by little or no market activity. Level 3 assets and liabilities would include financial instruments whose values are determined using pricing models, discounted cash flow methodologies, or similar techniques, as well as instruments for which the determination of estimated fair value requires significant management judgment or estimation. Assets measured at fair value and classified as Level 3 include Central shares.

There were no transfers between fair value hierarchy levels for the years ended October 31, 2021 and 2020.

19. IMPACT OF COVID-19

On March 17, 2020, the Government of Alberta declared a public health emergency in response to the COVID-19 pandemic. The measures implemented to combat the spread of the virus have had an impact on the Credit Union; however, an estimate of the financial impact cannot be made at this time.

The Credit Union is closely monitoring the recommendations from public health agencies and government authorities while implementing its operational plan to reduce any adverse financial impact and continue operations.

TRANSCANADA CREDIT UNION LTD.
SCHEDULE OF OPERATING EXPENSES
FOR THE YEAR ENDED OCTOBER 31, 2021

SCHEDULE I

	<u>2021</u>	<u>2020</u>
Personnel		
Salaries	\$ 193,995	\$ 186,810
Benefits	<u>37,700</u>	<u>35,672</u>
	<u>231,695</u>	<u>222,482</u>
Security		
Deposit guarantee assessment	17,924	19,140
Bonding	<u>8,542</u>	<u>8,279</u>
	<u>26,466</u>	<u>27,419</u>
Organization		
Central dues	2,421	9,181
Meetings	1,634	3,486
Other	<u>1,426</u>	<u>-</u>
	<u>5,481</u>	<u>12,667</u>
General		
Computer services	32,917	38,873
Professional fees	31,606	27,845
Amortization of intangible assets	23,311	23,815
Other general	6,166	7,547
Insurance	5,563	5,456
RRSP administration fee	5,425	5,202
Cash, service charges, and other fees	4,900	4,924
Credit reports	1,417	1,418
Marketing and advertising	1,160	199
Office supplies	878	721
Depreciation	<u>385</u>	<u>-</u>
	<u>113,728</u>	<u>116,000</u>
Total Operating Expenses	<u>\$ 377,370</u>	<u>\$ 378,568</u>

You can live without life insurance...



but can your loved ones?

Are you prepared for the unexpected?
Do you have a contingency plan in place?

Life, Disability, Critical Illness and Loss of Employment protection on your mortgage loan can ensure that you have peace of mind knowing that your loved ones and family home are protected.

Life, Disability, Critical Illness and Loss of Employment insurance is made available to members of TransCanada Credit Union under group policies issued by CUMIS Life Insurance Company. Coverage is subject to certain exclusions, restrictions and limitations which are described in the certificates of insurance provided to insured members. 02/16

TRANSCANADA



**CREDIT
UNION**

**450 1st Street SW
Calgary
Alberta
T2P 5H1**

www.transcanadacreditunion.ca

Tel: 403-920-2664

email: credit_union@tcenergy.com