

VILLAGE GROVE

2022 COMMUNITY DESIGN COLLECTION

A CUSTOM GROUPING OF COLORS AND INSPIRATIONS
CREATED TO ENHANCE EACH HOME INDIVIDUALLY AND
THE ENTIRE COMMUNITY AS A WHOLE.

PRESENTED BY: *Crawford Street*
DESIGNS

FEATURING: APPROVED ROMABIO LIMEWASH COLORS,
SHERWIN WILLIAMS MASONRY/PAINT COLORS +
SHERWIN WILLIAMS EXTERIOR STAINS



Table of Contents

INTRODUCTION TO THE COLLECTION..... 3

HOW TO START BUILDING A COLOR PALETTE..... 4

COLOR STRATEGIES + TIPS..... 5

LIMEWASH IDEAS AND INFORMATION..... 6

LIMEWASH APPROVED COLORS..... 7

MASONRY PAINT IDEAS AND INFORMATION..... 8

MASONRY APPROVED COLORS..... 9

APPROVED MAIN COLORS..... 10-11

APPROVED TRIM COLORS..... 12

APPROVED ACCENT COLORS..... 13

APPROVED STAIN COLORS..... 14

SAMPLE PALETTES..... 15-16

VILLAGE GROVE DESIGN PRICE SHEET..... 17



Introduction to the Collection

Village Grove is a fabulous, one-of-a-kind community! Although the homes consist of different plans, styles and exterior elevations- one thing has the ability to make them look and feel like a cohesive collection... and that is color!


When homeowners are intentional with their exterior paint selections, the result is not only functional (in terms of maintenance), but highly beneficial in terms of home value.

When COMMUNITIES are intentional with their exterior paint selections- the result is even more dramatic and successful!

We have created a custom color collection for Village Grove that is designed to allow each home to stand out individually, while ensuring that the community altogether remains 'aesthetically pleasing' and 'design relevant' in order to gain maximum value for all.

Our goal is to break the process down into steps that you can accomplish on your own (with effort!), but to also be available if you get stuck or need help bringing your 'vision' to life!

ILLUSIVE
GREEN



CAST
IRON

MOTH WING

How to start building a Color Palette

Gather your information: • Take exterior photos of your home from all sides and study them. • Pay attention to your immediate neighbor's homes and take those into consideration. • Look at your landscaping and determine the amount of "green" that will accompany your home's overall look. • Take close-ups of any existing natural/structural elements (stone, brick, roof, wood, etc) and include those when you first start to 'pull colors'. *Bold colored brick (red, pink, etc.) should be considered an actual color that is already in your palette!

Research + define your goal: • Look online/in magazines at home exteriors. Save *anything* you like for future reference. • Write down what you want people to think about when they pass your home- what do you want it to say about you? How do you want it to make you feel? • What do you NOT like? What are your concerns? • Use all of these things as "guidelines" to help you narrow down color selections. Without a **predetermined defined goal**- you won't be grounded in your "decisions" and it will make it harder to choose!

Experiment with color: • Don't be afraid to try something new! • Go to a local Sherwin Williams (or ANY paint vendor) and get samples or 'paint cards' and sit with them for a few days. • Look at any color(s) you're considering against any existing elements that will remain (stone, brick, etc) during several times of the day to see how much sun hits certain areas! Shade versus direct sunlight makes a big difference!

Color Strategies + Tips

Does your home have brick or stone??
Decide if that will remain in its original state or not. That will be the most "obvious" change, so you'll want to start there!

Is there a color you really love? Is it dark/light? Bold/neutral? Cool/warm? Determine it's characteristics and find complimentary ones to that.

A good palette should have at least 4 colors: A main neutral, a dark, a light, and an accent (usually either warm or cool depending on what the rest of the palette is lacking).

The more detail your house has- the more "custom" your color application can be! Don't forget less obvious places like porch ceilings, window grids, etc. for a place to put "bolder" color!

- If starting from scratch:**
- Choose a main color (this will be the most visually 'obvious' color overall). *For siding only or siding AND brick/stone.
 - Decide if you want your trim to compliment, define or contrast that main color, then select a trim option.
 - If you have brick/stone- choose an accent color that pulls from one of those tones. If you don't- select an accent color in a medium shade of something natural on/around your house.
 - Finally- use bold tones for small details (gutters, shutters, front door, etc). *Bold tones can be "colorful" or "deep".

Limewash: Information + Tips

Great for: brick, stone

STYLES IT ENHANCES: EUROPEAN, ARCHITECTURAL, TRADITIONAL, COASTAL, MODERN CRAFTSMAN, TRANSITIONAL



A wash-away coverage that is completely customizable to you and your home. However, that means you need to be very clear with your contractor about which application of limewash you're hoping to achieve!

THERE ARE STYLES THAT HAVE A MORE NATURAL, WORN LOOK. THERE ARE STYLES WITH A MORE "SPECKLED" LOOK. THERE ARE STYLES WITH SPECIFIC ACCENT AREAS THAT ARE WASHED AWAY! PAY ATTENTION TO THE REST OF YOUR HOME'S "CHARACTER" AND CONSIDER THE ACCENTS YOU'D LIKE TO USE, THEN SEE WHICH KIND WOULD LOOK BEST!



Limewash: Approved Colors

ROMABIO
CLASSICO LIMEWASH



TROPEA BEIGE



NUBE GRAY



RIPOSE BEIGE



CRISTALLO WHITE



BIANCO WHITE



AVORIO WHITE

*Note that limewash paints are not a full-coverage application and will still show some of the brick/mortar underneath. This is best used to enhance a brick's color- not hide it!

Masonry Paint: Information + Tips

Great for: stucco, brick, stone

STYLES IT ENHANCES: MODERN FARMHOUSE, EUROPEAN, ARCHITECTURAL, TRADITIONAL, SOUTHERN ESTATE, MODERN CRAFTSMAN



Solid color that transforms dated brick/stone, yet still allows the texture and pattern to be featured.

FLAT PAINTED MASONRY DOESN'T HAVE TO BE AN "ALL-OR-NOTHING" APPLICATION. THERE ARE WAYS TO LEAVE SPECIFIC AREAS OF ORIGINAL BRICK/STONE EXPOSED, IF PREFERRED!

FROM SMALL WINDOW ACCENTS TO ENTIRE SIDES- IF YOU'RE WORRIED ABOUT LOSING ALL YOUR BRICK- DON'T BE! IT CAN ABSOLUTELY BE INCORPORATED INTO YOUR NEW LOOK!



Solid Masonry Paint: Approved SW Colors




WESTHIGHLAND
WHITE
(7566)




OYSTER
WHITE
(7637)



PURE
WHITE
(7005)



NATURAL
CHOICE
(7011)



ATTITUDE
GRAY
(7060)




GREEK VILLA
(7551)




GOSSAMER
VEIL
(9165)




WHITE
HERON
(7627)




CORNWALL
SLATE
(9131)



FELTED
WOOL
(9171)



RARE GRAY
(6199)



STUDIO
CLAY
(9172)

*SHADES OF
WHITE/IVORY WILL
ALWAYS BE A CLASSIC
STYLE. BET ON THOSE FOR
GREAT RESALE VALUE AS
WELL AS PERSONAL
ENJOYMENT!

*MULTIPLE COLORS/TONES
MAY BE USED ON
THE MASONRY ALONE- ALL
ACCORDING TO CERTAIN
(PERSONAL + STRUCTURAL)
STYLES!

Approved MAIN
Siding Colors
LIGHT TO MEDIUM SHADES




DRIFT OF
MIST (9166)




EGRET
WHITE
(7570)




GREEK VILLA
(7551)



NATURAL
CHOICE
(7011)



OYSTER
WHITE
(7637)




WORLDLY
GRAY (7043)




CITY LOFT
(7631)




GOSSAMER
VEIL
(9165)




WHITE
HERON
(7627)




ALOOF GRAY
(6197)




UNCERTAIN
GRAY
(6248)




REQUISITE
GRAY
(7023)




OYSTER
BAY (6206)




INTELLECTUAL
GRAY (7045)




JOGGING
PATH (7638)




RARE GRAY
(6199)




GATEWAY
GRAY (7644)



SENSIBLE
HUE (6198)



ANEW GRAY
(7030)




PEARL GRAY
(0052)


*THIS GROUP OF COLORS MAY BE USED ANYWHERE ON ALL HOMES.

Approved MAIN Siding Colors


MEDIUM TO DARK SHADES




ANONYMOUS
(7046)




CONNECTED
GRAY (6165)




EVERGREEN
FOG
(9130)




RUSHING
RIVER
(7746)




BACKDROP
(7025)




FELTED
WOOL
(9171)




SERIOUS
GRAY
(6256)




CORNWALL
SLATE (9131)




HOMBURG
GRAY
(7622)




ACACIA
HAZE
(9132)




FOGGY DAY
(6235)




RARE GRAY
(6199)




PORPOISE
(7047)




OUTERSPACE
(6251)




CHATROOM
(6171)




RETREAT
(6207)




LINK GRAY
(6200)



ROYCROFT
PEWTER
(2848)



ILLUSIVE
GREEN (9164)




ATTITUDE
GRAY (7060)


*THIS GROUP OF COLORS MAY BE USED ANYWHERE ON ALL HOMES.

Approved TRIM Colors


***CAN ALSO BE USED FOR GARAGES**



MOUNTAIN
ROAD
(7743)




ADAPTIVE
SHADE
(7053)




AMAZING
GRAY
(7044)




WESTHIGHLAND
WHITE
(7566)




CAST IRON
(6202)




NEUTRAL
GROUND
(7568)




PORPOISE
(7047)




CITYSCAPE
(7067)




WARM
STONE
(7032)




ACCESSIBLE
BEIGE
(7036)




THUNDER
GRAY
(7645)




ELEPHANT
EAR
(9168)



HARDWARE
(6172)




FAWN
BRINDLE
(7640)



SUPERIOR
BRONZE
(6152)




CREAMY
(7012)




THUNDEROUS
(6201)



ALABASTER
(7008)



MOTH WING
(9174)




SEALSKIN
(7675)

***YOU CAN HAVE TWO DIFFERENT TRIM COLORS FOR YOUR MAIN TRIM AND YOUR WINDOW/DOOR TRIM!**


****THESE CAN ALSO BE USED FOR DECK/POST COLORS.**

Approved ACCENT Colors

*DOORS, WINDOW GRIDS, SHUTTERS, GUTTERS, ETC.




TAUPE TONE
(7633)




AVENUE
TAN (7543)




MANOR
HOUSE
(7505)




URBANE
BRONZE
(7048)




CURIO
GRAY
(0024)




BLACK FOX
(7020)




ROYCROFT
PEWTER
(2848)




CYBERSPACE
(7076)




MEGA
GREIGE
(7031)




GALE FORCE
(7605)




KEYSTONE
GRAY
(7504)




UNUSUAL
GRAY
(7059)




HONED
SOAPSTONE
(9126)




RED BARN
(7591)




ESCAPE
GRAY
(6185)




HARDWARE
(6172)




TIN LIZZIE
(9163)



FOOTHILLS
(7514)



CADET
(9143)



ROSEMARY
(6187)

**ALL COLORS FROM "MAIN" AND "TRIM" SECTIONS MAY ALSO BE USED AS ACCENT COLORS.

Approved STAIN Colors

DECKS, FENCES, POSTS



BEIGE GRAY
(DB 2102)



MOUNTAIN ASH
(SW 3540)



HILL COUNTRY
(SW 3532)



CHESNUT
(SW 3524)




MAHAGANY
(DB 2314)



HARBOR MIST
(SW 3541)


****POSTS AND DECKS MAY ALSO BE PAINTED FROM
"MAIN COLOR" AND/OR "TRIM" COLOR SELECTIONS!**

Sample Palettes



***IN ORDER OF SIZE (LARGEST TO SMALLEST):
MAIN COLOR, TRIM/GARAGE COLOR, PRIMARY ACCENT, SECONDARY ACCENT.**

Sample Palettes (cont'd)



*IN ORDER OF SIZE (LARGEST TO SMALLEST):
MAIN COLOR, TRIM/GARAGE COLOR, PRIMARY ACCENT, SECONDARY ACCENT.

EXTERIOR COLOR CONSULTATION + DESIGN

VILLAGE GROVE

PRICE LIST

EXTERIOR DESIGN

\$200

INCLUDES PROFILE SET-UP, CUSTOM DESIGN PLAN + VISUAL PRESENTATION. *UP TO TWO HOURS OF DESIGN TIME AND ONE REVISION.

COLOR CONSULTATION

\$50

INCLUDES MINI COLOR CONSULTATION AND CUSTOM PAINT PALETTE. *UP TO ONE HOUR OF DESIGN TIME

PALETTE APPROVAL

NC

*APPROVAL OF HOMEOWNER SUBMISSION

PLEASE SEND ALL SUBMISSIONS AND/OR QUESTIONS TO:

crawfordstreetdesigns@gmail.com

WWW.CRAWFORDSTREETDESIGNS.COM