



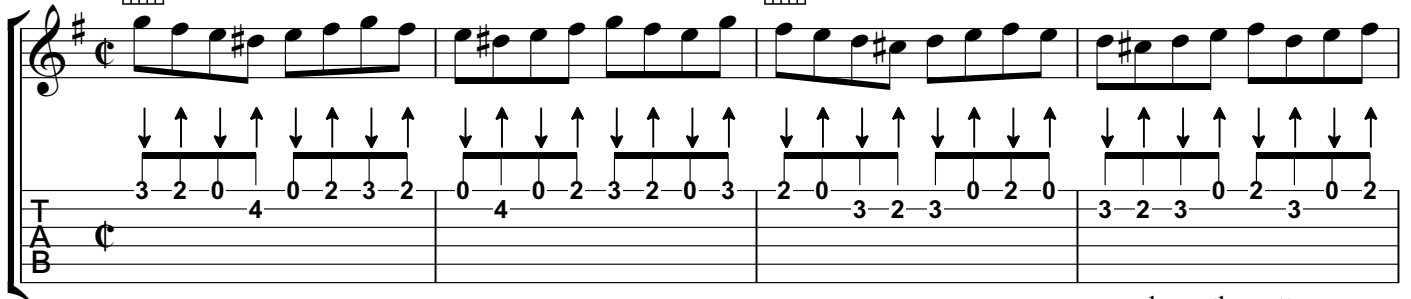
Soloing Ideas Over Em-D-B7

Here is an exercise using just a few notes in a consecutive 8th note pattern. It's actually a 6 note pattern so the emphasis naturally changes every measure giving it a cool rhythmic effect.




The D could be played natural or sharp or alternated between the two. I've chosen to sharp it.

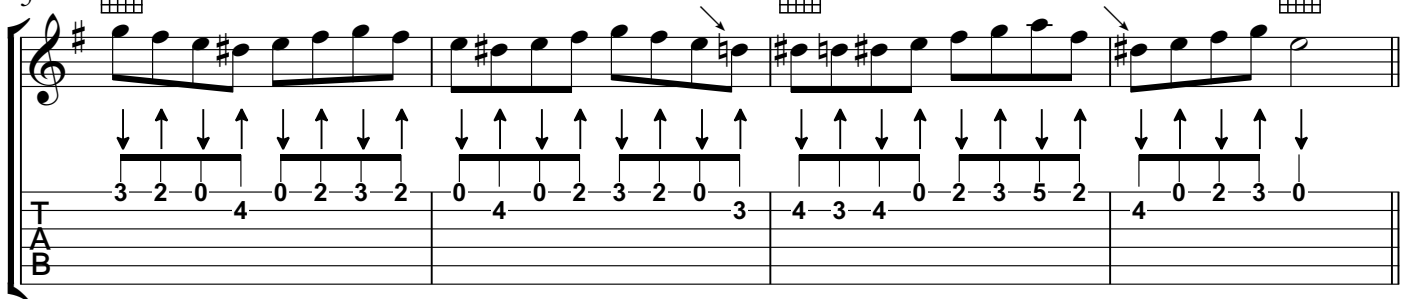
vers.1

Em  D 





5

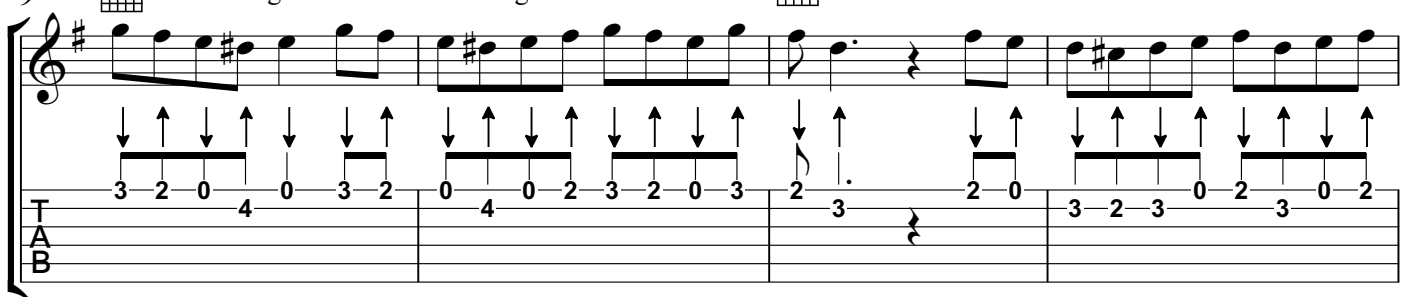
Em  notice how I use D natural to slide into the D# where the B7 is played. B7  here, the pattern is simply reversed. Em 





vers.2

Em  Here is the same break with just a few 8th notes removed breaking up the machine gun effect and allowing it to breathe a little. D 

9



13

Em  B7  Em 