

ANNUAL REPORT

FISCAL YEAR 2023-2024



Email: info@comprehendinc.org
Website: www.comprehendinc.org

611 Forest Ave.
Maysville, Kentucky 41056
606.564.4016

Table of Contents

- 03 Letter from President & CEO
- 04 Client Demographics - Unique Clients Served and Unique Services by County
- 05 Client Demographics - Clients by County and Clients by Gender
- 06 Client Demographics - Clients by Age Race/Ethnicity
- 07 Financial Report and CARF Accreditation
- 08 Featured Program - Substance Use
- 09 Featured Program (Con't) - Substance Use
- 10 Our People
- 11 Community Engagement
- 12 Leadership & Board of Directors
- 13 Community Partners
- 14 Back Page - Outpatient Office hours, locations, and telephone numbers



03 LETTER FROM OUR PRESIDENT & CEO



Dear Community Members, Partners, and Supporters,

As I reflect on the past year, I am filled with immense pride for all that we have accomplished together at Comprehend. Our quest to be the Behavioral Health Public Safety Net for the communities we serve has never been more critical, and we have made significant strides in reaching out and supporting our region in meaningful ways.

One of our major focuses has been increasing our presence within the community. Through tabling events, our mobile unit, and speaking engagements with various groups, we have worked diligently to ensure that everyone in our region knows about the services we offer. These efforts are not just about visibility; they are about fostering connections and ensuring that those in need of our support can easily access it.

This year, we hosted our first fundraiser in several years, and the response was nothing short of extraordinary. The overwhelming support we received—from sponsorships and ticket sales to auction item donations and volunteer efforts—allowed us to raise \$40,000. These funds will go towards critical operational costs, including a new roof for one of our residential homes for individuals with developmental disabilities. We look forward to building on this success in 2025. We have also made it easier for those who want to support our work by introducing planned giving and annual giving options, which can be found on our website at comprehendinc.org/donate.

Over the last 18 months, we have secured nearly \$900,000 to enhance our substance use programs, underscoring our commitment to meeting people where they are and helping them succeed in their recovery. We are especially excited to announce the opening of our Buprenorphine clinic in January 2025, which will offer a new treatment modality for those interested in medication-assisted treatment. Additionally, we continue to focus on meeting the increasing demand for immediate mental health support. The 988 Suicide & Crisis Lifeline is now a direct connection to immediate support for anyone in crisis, and we are proud to bring a call center to our region, ensuring that calls from our community are answered by people who understand the unique challenges we face.

However, it's hard to discuss mental health treatment without addressing the prominent challenge we face: a massive shortage of mental health providers not only in our region but across the country. This has been a significant struggle for us over the past year, and we continue to seek dedicated professionals to fill open positions within our organization. We remain committed to our search and are forging stronger relationships with surrounding colleges to attract new graduates to join our team.

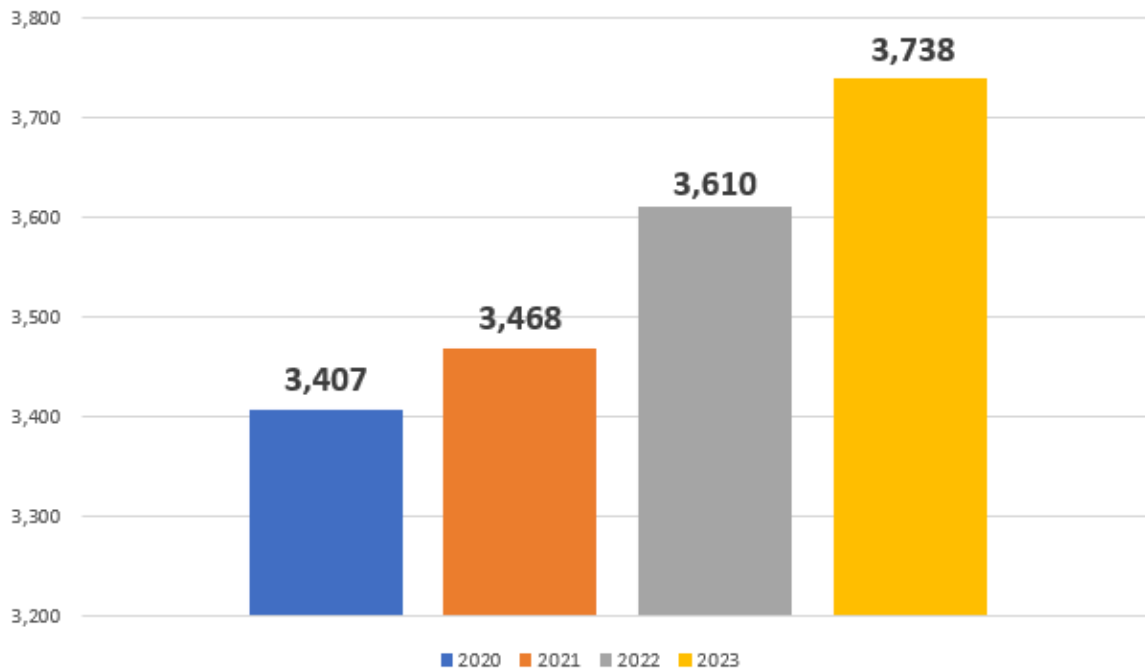
Despite these challenges, I cannot say enough about the passion, dedication, and flexibility of our current staff. Their unwavering commitment to providing the best care for those we serve is truly inspiring. Over the past year, we have celebrated many successes and navigated some hurdles, but we remain steadfast in our mission. We are dedicated to becoming both the employer and provider of choice in our region, ensuring that we meet the needs of our communities with excellence and compassion.

Thank you for your continued support. Together, we are making a difference in the lives of so many.

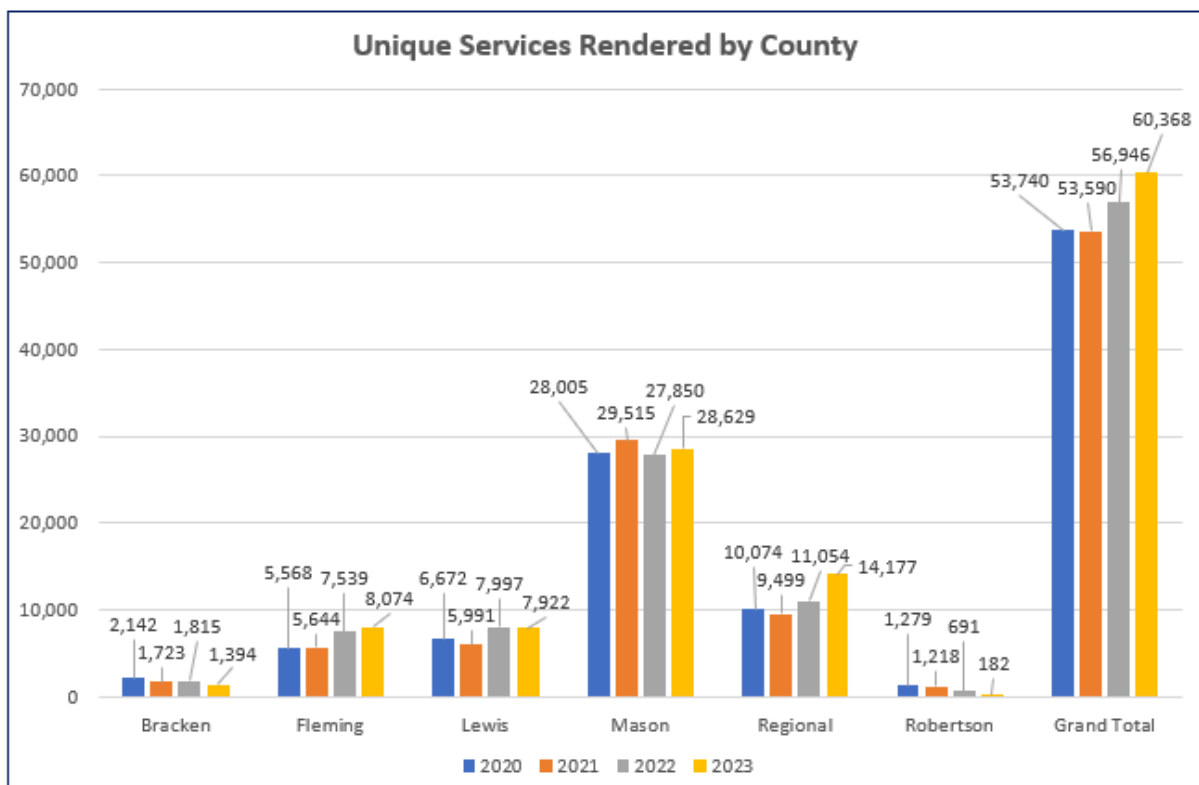
Melissa Greenwell

04 CLIENT DEMOGRAPHICS

Unique Clients Served

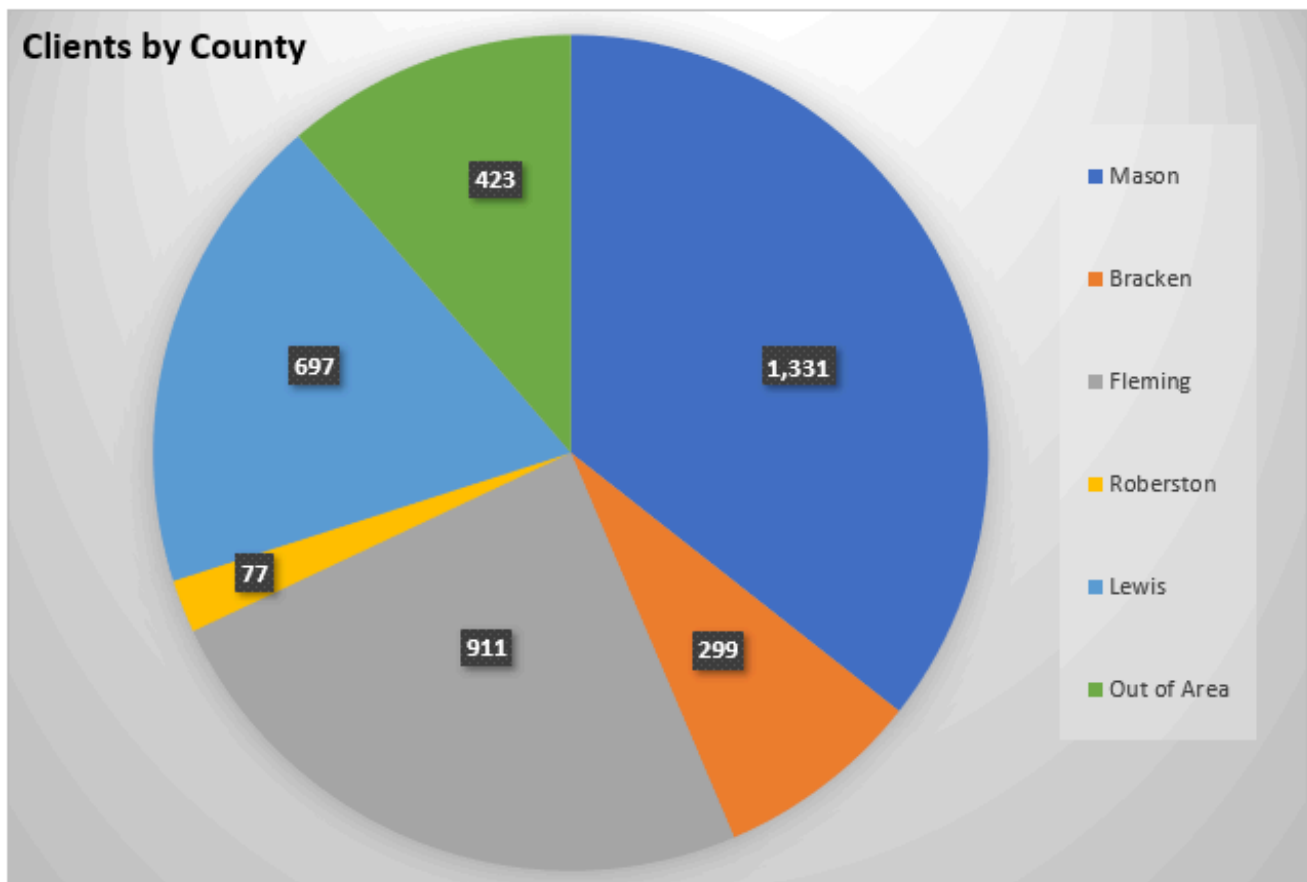


UNIQUE SERVICES BY COUNTY:



05 CLIENT DEMOGRAPHICS

CLIENTS BY COUNTY:

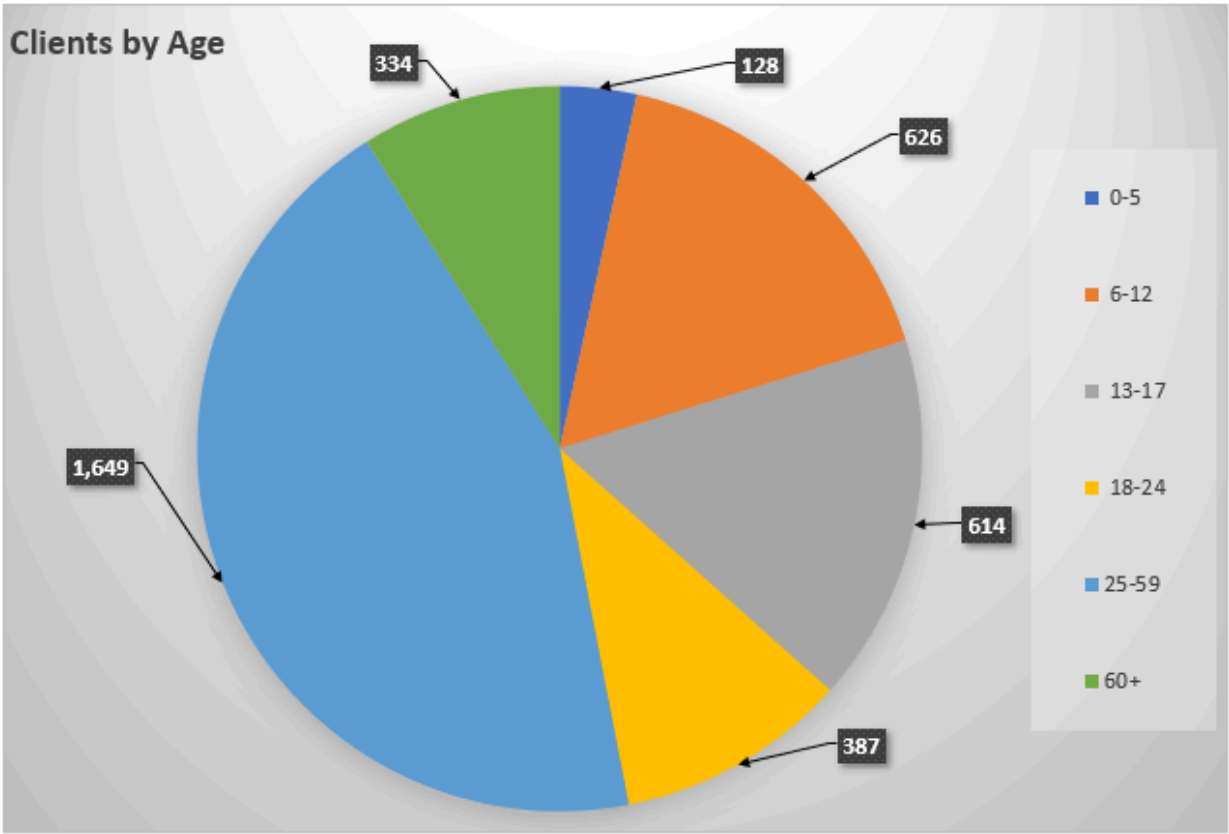


CLIENTS BY GENDER:

Unique Clients by Gender	Number	%
Female	1,935	51.8%
Male	1,803	48.2%
Total	3,738	100.0%

06 CLIENT DEMOGRAPHICS

CLIENTS BY AGE, RACE / ETHNICITY:



Clients by Race / Ethnicity - 2023	# of Clients	% of Clients
White/Caucasian	3,228	86.4%
No Entry / Other / Unknown	317	8.5%
Black / African American	138	3.7%
Multi-racial	42	1.1%
Asian / American Indian / Alaskan	13	0.3%
Total	3,738	100.0%

07 FINANCIAL REPORT

**COMPREHEND, INC. REGIONAL MENTAL HEALTH
MENTAL RETARDATION BOARD, INC. AND AFFILIATES
CONSOLIDATED STATEMENTS OF FINANCIAL POSITION
JUNE, 30 2023 AND 2022**

	June 30, 2023	June 30, 2022		June 30, 2023	June 30, 2022
ASSETS		(as restated)	LIABILITIES AND NET ASSETS		(as restated)
Current Assets:			Current Liabilities:		
Cash and cash equivalents	\$2,659,583	\$2,218,350	Accounts payable	\$102,800	\$187,615
Accounts receivable - clients, net	\$591,519	\$714,096	Accrued payroll and related expenses	\$265,403	\$384,544
Accounts receivable - grants and contracts	\$355,555	\$190,838	Accrued vacation pay and sick leave	\$295,795	\$294,694
Prepaid expenses and other assets	\$161,293	\$244,261	Provider Relief Funds payable	-	\$645,311
			Other liabilities	\$4,056	\$4,789
Total current assets	\$3,767,950	\$3,367,545	Deferred revenue	\$134,846	\$47,269
			Current maturities of operating lease obligations	\$64,578	-
Other Assets:			Current maturities of long-term debt	\$163,446	\$158,356
Investments	\$1,971,754	\$1,949,399			
Certificates of deposit	\$1,372,347	\$1,369,040	Total current liabilities	\$1,030,924	\$1,722,578
Restricted deposits and funded reserves	\$195,752	\$227,730			
Leverage loans receivable	\$3,870,717	\$3,870,717			
			Operating lease obligations, less current maturities	\$105,294	-
Total other assets	\$7,410,570	\$7,416,886	Long-term debt, less current maturities	\$10,828,835	\$10,891,891
			Total liabilities	\$11,965,053	\$12,614,469
Right of use assets, less accumulated amortization	\$169,872	-			
			Net Assets:		
Properly and equipment, less accumulated depreciation	\$7,720,183	\$8,065,833	Without donor restrictions	\$7,103,522	\$6,235,795
Total assets	\$19,068,575	\$18,850,264	Total liabilities and net assets	\$19,068,575	\$18,850,264

CARF ACCREDITATION

On May 31, 2024, we were awarded a 3-year accreditation from CARF International. CARF is an independent, non-profit accreditor of health and human services, enhancing the lives of persons served worldwide. The accreditation process applies CARF's internationally recognized standards during a site survey conducted by peer surveyors. Accreditation is an ongoing process that distinguishes a provider's service delivery and signals to the public that the provider is committed to continuous performance improvement, responsive to feedback, and accountable to the community and its other stakeholders.

Our accredited programs are:

- Case Management/Services Coordination: Mental Health (Adults, Children, and Adolescents)
- Case Management/Services Coordination: Substance Use Disorders/Addictions (Adults)
- Crisis Programs-Crisis Intervention: Mental Health (Adults, Children, and Adolescents)
- Crisis Programs-Crisis Intervention: Substance Use Disorders/Addictions (Adults)
- Day Treatment: Mental Health (Adults)
- Diversion/Intervention: Substance Use Disorders/Addictions (Adults)
- Outpatient Treatment: Mental Health (Adults, Children, and Adolescents)
- Outpatient Treatment: Substance Use Disorders/Addictions (Adults, Children, and Adolescents)
- Prevention: Mental Health (Adults, Children, and Adolescents)
- Prevention: Substance Use Disorders/Addictions (Adults, Children, and Adolescents)

08 FEATURED PROGRAM

SUBSTANCE USE - MARILEE FORD, VP OF SUBSTANCE USE

This year in the Substance Use Program we have had a lot of changes and growth. From going after grants, attending community events, working for accreditations and growing our programs, we have had a busy year. With the support of our community partners, we have had wonderful and memorable year.

We have been focusing on five points:

- *Expanding needed services.*
- *Increasing community outreach.*
- *Decreasing stigma.*
- *Strengthening community partnerships.*
- *And most importantly providing quality services.*

Comprehend has worked hard on securing grant funding to expand services. We have received one grant which is allowing us to continue and expand our First Day Forward program. First Day Forward works with individuals with substance related issues pre and post release from jail to overcome the barriers of re-entry after incarceration. With the help of this grant, we have been able to expand our services into Bracken and Fleming County. Those who do not complete the program have a 67% recidivism rate whereas those completing the program have about half that rate at the three-year mark. We are so excited to help those seeking re-entry overcome those barriers that often lead to relapse and then recidivism.



Cherika Poe and Erica Swisher greeting the community at Hands of Hope Easter Egg Hunt.



"Save a Life Day" Narcans Distribution
Tara from ARC joins our Cherika Poe and Jamie Alvarez!

09 FEATURED PROGRAM (CON'T)

Another part of our community outreach effort to reach underserved populations has been the multiple Narcan trainings and distributions we conducted. As part of these trainings, we have distributed over 200 packages of Narcan within our community over the last year.

Have you checked out the Recovering Hope section on the Comprehend website? Each month we are posting videos of individuals in recovery bravely sharing their stories destigmatizing addiction. These stories show real people with their real experiences with substance use and their recovery from it. Each story is different, but every story has something for everyone to connect to.

We have also been busy with other recovery support community events. We assisted the Buffalo Trace District Health Department with Bridging the Gaps, a sober record spin. We also worked with our community partners to host our first "Buffalo Trace's Recovery's Got Talent". We had great participation and hope to continue to grow this event showcasing the amazing talent and creativity of our recovery community.



Hazel Graham from drug court joins Erica Swisher and Leslie Litzler at Recovery Rocks!



Jamie Whaley has a moving performance at Recovery's got Talent!

Here We Grow!!!!

We were awarded a grant from the Kentucky Opioid Abatement Advisory Commission, by and through the Office of the Attorney General, in the amount of \$426,000. This will allow us to provide in person Medicated Opioid Use Disorder treatment to the Buffalo Trace Region. Every day in the state of Kentucky, we lose 5 people to overdose. Providing access to Buprenorphine treatment with support services including therapy, case management and peer support will allow us to help those suffering from Opioid Use Disorder reduce the risk of overdose death by over 50%. We are working hard on the preparatory work and will be opening the doors on our clinic in January of 2025.

10 OUR PEOPLE...

We have increased staff by 14% over the last year as we've added services and increased our capacity. Today, we have 131 full and part-time employees spanning across the 5-county coverage area. We continue to recruit therapists, case managers, and peer support associates within all our programs. We have worked diligently to streamline the hiring process and build a team of dedicated and committed person-centered individuals. The following charts show our representation of race, ethnicity, and sex of our workforce:

Race/Ethnicity	# of Employees	% of Workforce
Asian	1	0.8%
Hispanic/Latino	2	1.5%
Black or African American	9	6.9%
White	119	90.8%
Totals	131	100.0%
Male	26	19.8%
Female	105	80.2%
Totals	131	100.0%

We are committed to diversity and inclusion throughout all parts of our organization. We recognize the need for even more diversity among our workforce and have worked to find ways to improve the representation of individuals from all walks of life. We are committed to all aspects of inclusion within the Comprehend team.



11 COMMUNITY ENGAGEMENT



12 LEADERSHIP TEAM/BOARD OF DIRECTORS

LEADERSHIP TEAM

Melissa Greenwell
President/Chief Executive Officer
mgreenwell@comprehendinc.org

Rod Baker
Chief Operating Officer
rbaker@comprehendinc.org

Christal Henderson
Chief Human Resources Officer
chenderson@comprehendinc.org

Donna Hicks
Chief Financial Officer
dhicks@comprehendinc.org

Natalie McLeskey
Chief Compliance Officer
nmcleskey@comprehendinc.org

Meagan Brannon
Vice President of IDD Services
mbrannon@comprehendinc.org

Marilee Ford
Vice President of Substance Abuse
mford@comprehendinc.org

Deana Hall
Vice President of Emergency Services
dhall@comprehendinc.org

Justin Lancaster
Vice President of Information Technology
jlancaster@comprehendinc.org

Mary McDaniel
Vice President of Community Support
mmcdaniel@comprehendinc.org

Damon Turner
Vice President of Children's Services
dturner@comprehendinc.org

Dan Cardona, M.D.
Behavioral Health Medical Director

Rebekah Bradley
Billing/Clerical Manager
rlewis@comprehendinc.org

BOARD OF DIRECTORS

Mr. David Reed (Chair)

Ms. Rebecca Cartmell (Vice Chair)

Mr. Tracey Florer (Treasurer)

Ms. Angela Sweeney (Secretary)

Dr. Michael Berry

Mr. Dennis Brown

Mr. Earl Bush

Ms. Alice Dunlap

Ms. Debbie Emmons

Ms. Patti Insko

Ms. Amy Miller

Mr. Owen McNeill

Mr. George Sparks

Ms. Regina Rose

Mr. Marty Voiers

Dr. Glenn Womack

**Our board of directors meets on
the fourth Monday of each
month at 6:00pm.
The meetings are held at
611 Forest Ave. Maysville,
Kentucky 41056.**

The meetings are open to the public.

13 PARTNERS

We value our community partners.
These relationships and connections have allowed us to
improve the communities we serve.



-
- Augusta Schools
 - Assured Partners
 - Bank of Maysville
 - Bracken County Fiscal Court
 - Bracken County Schools
 - Buffalo Trace ADD
 - Buffalo Trace Agency for Substance Abuse Policy
 - Buffalo Trace CASA
 - Buffalo Trace Children's Advocacy Center
 - Buffalo Trace District Health Department
 - Bracken County Cooperative Extension Office
 - City of Maysville
 - Community Care of Mason County
 - Community Trust Bank
 - Crosspoint Community Church
 - Department of Community Based Services
 - Department of Corrections
 - Department of Juvenile Justice
 - Drug Court
 - Edward Jones
 - EnviroFlight, LLC
 - Federal Probation and Parole
 - First Guaranty Bank
 - Fleming County Chamber of Commerce
 - Fleming County Fiscal Court
 - Fleming County Health Department
 - Fleming County Hospital
 - Fleming County Schools
 - Fox, Wood, Wood & Estill
 - Head Start – All 5 Counties
 - ION Center for Violence Prevention
 - Kentucky Association of Regional Programs
 - Ledger Independent
 - Lewis County Cooperative Extension Office
 - Lewis County Fiscal Court
 - Lewis County Health Department
 - Lewis County Schools
 - Licking Valley Community Action
 - Mason County Cooperative Extension Office
 - Mason County Detention Center
 - Mason County Fiscal Court
 - Mason County Health Coalition
 - Mason County Schools
 - Mason Family Drug
 - Maysville Area Chamber of Commerce
 - Maysville Community and Technical College
 - Maysville Fire Department
 - Meadowview Regional Medical Center
 - Mitsubishi Electric
 - Northeast Kentucky Substance Use Response Coalition
 - Office of Probation and Parole
 - Peoples Bank of Kentucky
 - Peoples Bank of Ohio
 - Police Department – (Bracken, Fleming, Lewis, Mason & Robertson Counties)
 - Primary Plus
 - Rotary Club of Maysville
 - Robertson County Fiscal Court
 - STOBBER Drives
 - Sheriff's Department – (Bracken, Fleming, Lewis, Mason & Robertson Counties)
 - St. Patrick School
 - Tom Browning Boys & Girls Club
 - US Bank Commerce Bank
 - Voc Rehab
 - WFLE
 - WFTM
 - YMCA



OUR OUTPATIENT OFFICE LOCATIONS:

FLEMING COUNTY

610 ELIZAVILLE AVENUE
FLEMINGSBURG, KY 41041
606-849-2212

LEWIS COUNTY

83 SECOND STREET
VANCEBURG, KY 41179
606-796-3021

MASON COUNTY

611 FOREST AVENUE
MAYSVILLE, KY 41056
606-564-4016

**THE COMMUNITY MENTAL HEALTH CENTER FOR THE BUFFALO TRACE REGION
AND AN APPROVED 501(C)3 ORGANIZATION.**

HOTLINE NUMBER

CRISIS HOTLINE (24 HOURS): (877) 852-1523
OR DIAL 988

OFFICE HOURS

MONDAY - THURSDAY: 8 AM - 6 PM
FRIDAY: 8 AM - 5 PM

APPOINTMENTS

SAME DAY APPOINTMENTS AND WALK-INS AVAILABLE IN ANY
OF OUR CLINICS FOR ANYONE IN AN EMERGENCY SITUATION
OR DISCHARGING FROM A PSYCHIATRIC HOSPITAL.

MONDAY – FRIDAY 9AM - 5PM

**NO ONE WILL BE DENIED ACCESS TO SERVICES DUE TO INABILITY TO PAY
SLIDING FEE SCALE AVAILABLE**

FUNDING IS IN WHOLE OR IN PART FROM FEDERAL, CHFS, OR OTHER STATE FUNDS.

