

MOTIVE POWER



# Long Life

Flooded Motive Batteries - DIN, BS & BCI

**THINK GREEN THINK ETERNITY**

## Long Life Batteries

**With an extensive product range available Eternity Technologies prides itself on world-class product design, production processes, technical development, cost structure and global location.**

Eternity Technologies have brought together the latest manufacturing processes and modern design criteria to deliver the Eternity Technologies Motive Long Life range, designed to meet the ever changing demands of the Global Motive Power market.

## Features of Long Life Batteries...

Lead-acid vented batteries with liquid electrolyte

Capacity for DIN product range: 100 – 1550Ah

Capacity for BS product range: 84 – 1296Ah

Capacity for BCI product range: 180 – 2240Ah

Non-woven tubular sleeving helps to increase productivity while maximising performance

Modern tubular design maximises the active lead material and delivers optimised energy

The latest separator design delivers increased acid volumes and increases acid circulation

Fully insulated terminals

## Applications...

Forklift Trucks

Electric Vehicles


Cleaning Machines

Lifting Platforms

Road Vehicles / Tow Tractors

& other electric vehicles with high energy / deep cycle requirements

# Long Life Technology



## 1. Positive plate

High energy density tubular positive plate

## 2. Separator

Microporous polyethylene separator design delivers increased acid volumes

## 3. Negative plate

Industry leading negative plate design

## 4. Gauntlet

Non-woven, high-capacity polyester gauntlet

## 5. Sealing washer

Thermoplastic elastomer (TPE) sealing washer utilised for leak free sealing of the terminal

## 6. Base prism

Rigid polypropylene prism to collect dislodged active material preventing bottom edge shorts



**Compliant with**  
IEC 60254-1 and IEC 60254-2

# DIN Cells (Standard) - Weight, Capacity and Dimension Charts

## Bolted 198mm wide

| 50 Ah Plate H1=260 mm H2=290 mm |         |             |             | 60 Ah Plate H1=333.5 mm H2=363.5 mm |         |             |             | 80 Ah Plate H1=396.5 mm H2=426.5 mm |         |             |             |
|---------------------------------|---------|-------------|-------------|-------------------------------------|---------|-------------|-------------|-------------------------------------|---------|-------------|-------------|
| Cell type                       | Ah (C5) | Weight (kg) | Length (mm) | Cell type                           | Ah (C5) | Weight (kg) | Length (mm) | Cell type                           | Ah (C5) | Weight (kg) | Length (mm) |
| 2 PzS-ET 100                    | 100     | 6.0         | 47          | 2 PzS-ET 120                        | 120     | 8.3         | 47          | 2 PzS-ET 160                        | 160     | 9.7         | 47          |
| 3 PzS-ET 150                    | 150     | 8.7         | 65          | 3 PzS-ET 180                        | 180     | 11.5        | 65          | 3 PzS-ET 240                        | 240     | 14.0        | 65          |
| 4 PzS-ET 200                    | 200     | 11.1        | 83          | 4 PzS-ET 240                        | 240     | 15.0        | 83          | 4 PzS-ET 320                        | 320     | 18.2        | 83          |
| 5 PzS-ET 250                    | 250     | 13.9        | 101         | 5 PzS-ET 300                        | 300     | 18.5        | 101         | 5 PzS-ET 400                        | 400     | 22.3        | 101         |
| 6 PzS-ET 300                    | 300     | 16.4        | 119         | 6 PzS-ET 360                        | 360     | 22.3        | 119         | 6 PzS-ET 480                        | 480     | 26.3        | 119         |
| 7 PzS-ET 350                    | 350     | 18.7        | 137         | 7 PzS-ET 420                        | 420     | 24.8        | 137         | 7 PzS-ET 560                        | 560     | 30.5        | 137         |
| 8 PzS-ET 400                    | 400     | 21.1        | 155         | 8 PzS-ET 480                        | 480     | 28.7        | 155         | 8 PzS-ET 640                        | 640     | 34.9        | 155         |
| 9 PzS-ET 450                    | 450     | 23.9        | 173         | 9 PzS-ET 540                        | 540     | 31.9        | 173         | 9 PzS-ET 720                        | 720     | 38.9        | 173         |
| 10 PzS-ET 500                   | 500     | 26.1        | 191         | 10 PzS-ET 600                       | 600     | 35.1        | 191         | 10 PzS-ET 800                       | 800     | 43.0        | 191         |
| 12 PzS-ET 600*                  | 600     | 37.6        | 227         | 12 PzS-ET 720*                      | 720     | 46.6        | 227         | 12 PzS-ET 960*                      | 960     | 54.5        | 227         |

| 90 Ah Plate H1=463.5 mm H2=493.5 mm |         |             |             | 105 Ah Plate H1=511.5 mm H2=541.5 mm |         |             |             | 115 Ah Plate H1=542.5 mm H2=572.5 mm |         |             |             |
|-------------------------------------|---------|-------------|-------------|--------------------------------------|---------|-------------|-------------|--------------------------------------|---------|-------------|-------------|
| Cell type                           | Ah (C5) | Weight (kg) | Length (mm) | Cell type                            | Ah (C5) | Weight (kg) | Length (mm) | Cell type                            | Ah (C5) | Weight (kg) | Length (mm) |
| 2 PzS-ET 180                        | 180     | 11.1        | 47          | 2 PzS-ET 210                         | 210     | 12.8        | 47          | 2 PzS-ET 230                         | 230     | 13.3        | 47          |
| 3 PzS-ET 270                        | 270     | 15.9        | 65          | 3 PzS-ET 315                         | 315     | 18.1        | 65          | 3 PzS-ET 345                         | 345     | 18.7        | 65          |
| 4 PzS-ET 360                        | 360     | 20.5        | 83          | 4 PzS-ET 420                         | 420     | 23.5        | 83          | 4 PzS-ET 460                         | 460     | 25.1        | 83          |
| 5 PzS-ET 450                        | 450     | 25.6        | 101         | 5 PzS-ET 525                         | 525     | 28.5        | 101         | 5 PzS-ET 575                         | 575     | 30.2        | 101         |
| 6 PzS-ET 540                        | 540     | 30.1        | 119         | 6 PzS-ET 630                         | 630     | 34.1        | 119         | 6 PzS-ET 690                         | 690     | 35.4        | 119         |
| 7 PzS-ET 630                        | 630     | 34.5        | 137         | 7 PzS-ET 735                         | 735     | 39.4        | 137         | 7 PzS-ET 805                         | 805     | 41.3        | 137         |
| 8 PzS-ET 720                        | 720     | 39.0        | 155         | 8 PzS-ET 840                         | 840     | 44.8        | 155         | 8 PzS-ET 920                         | 920     | 47.0        | 155         |
| 9 PzS-ET 810                        | 810     | 43.8        | 173         | 9 PzS-ET 945                         | 945     | 49.8        | 173         | 9 PzS-ET 1035                        | 1035    | 52.3        | 173         |
| 10 PzS-ET 900                       | 900     | 48.4        | 191         | 10 PzS-ET 1050                       | 1050    | 55.1        | 191         | 10 PzS-ET 1150                       | 1150    | 58.2        | 191         |
| 12 PzS-ET 1080*                     | 1080    | 59.9        | 227         | 12 PzS-ET 1260*                      | 1260    | 66.6        | 227         | 12 PzS-ET 1380*                      | 1380    | 69.7        | 227         |

| 125 Ah Plate H1=569 mm H2=599 mm |         |             |             | 140 Ah Plate H1=683.5 mm H2=713.5 mm |         |             |             | 155 Ah Plate H1=713.5 mm H2=743.5 mm |         |             |             |
|----------------------------------|---------|-------------|-------------|--------------------------------------|---------|-------------|-------------|--------------------------------------|---------|-------------|-------------|
| Cell type                        | Ah (C5) | Weight (kg) | Length (mm) | Cell type                            | Ah (C5) | Weight (kg) | Length (mm) | Cell type                            | Ah (C5) | Weight (kg) | Length (mm) |
| 2 PzS-ET 250                     | 250     | 14.8        | 47          | 2 PzS-ET 280                         | 280     | 16.0        | 47          | 2 PzS-ET 310                         | 310     | 17.5        | 47          |
| 3 PzS-ET 375                     | 375     | 20.4        | 65          | 3 PzS-ET 420                         | 420     | 23.0        | 65          | 3 PzS-ET 465                         | 465     | 25.5        | 65          |
| 4 PzS-ET 500                     | 500     | 26.4        | 83          | 4 PzS-ET 560                         | 560     | 30.1        | 83          | 4 PzS-ET 620                         | 620     | 33.8        | 83          |
| 5 PzS-ET 625                     | 625     | 32.7        | 101         | 5 PzS-ET 700                         | 700     | 37.0        | 101         | 5 PzS-ET 775                         | 775     | 39.6        | 101         |
| 6 PzS-ET 750                     | 750     | 39.1        | 119         | 6 PzS-ET 840                         | 840     | 44.7        | 119         | 6 PzS-ET 930                         | 930     | 48.0        | 119         |
| 7 PzS-ET 875                     | 875     | 43.6        | 137         | 7 PzS-ET 980                         | 980     | 50.7        | 137         | 7 PzS-ET 1085                        | 1085    | 55.6        | 137         |
| 8 PzS-ET 1000                    | 1000    | 51.4        | 155         | 8 PzS-ET 1120                        | 1120    | 58.1        | 155         | 8 PzS-ET 1240                        | 1240    | 63.0        | 155         |
| 9 PzS-ET 1125                    | 1125    | 57.1        | 173         | 9 PzS-ET 1260                        | 1260    | 64.7        | 173         | 9 PzS-ET 1395                        | 1395    | 70.2        | 173         |
| 10 PzS-ET 1250                   | 1250    | 63.3        | 191         | 10 PzS-ET 1400                       | 1400    | 71.9        | 191         | 10 PzS-ET 1550                       | 1550    | 78.3        | 191         |
| 12 PzS-ET 1500*                  | 1500    | 83.4        | 227         | 12 PzS-ET 1680*                      | 1680    | 83.4        | 227         | 12 PzS-ET 1860*                      | 1860    | 89.8        | 227         |

\* Double pillar

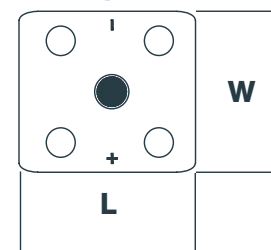
(Applicable for DIN & BS)

± 5% weight tolerance  
**H1: Height over lid**  
**H2: Overall height including connector and bolt**  
**Torque: 23Nm**

Single pillar



Double pillar



Not to scale

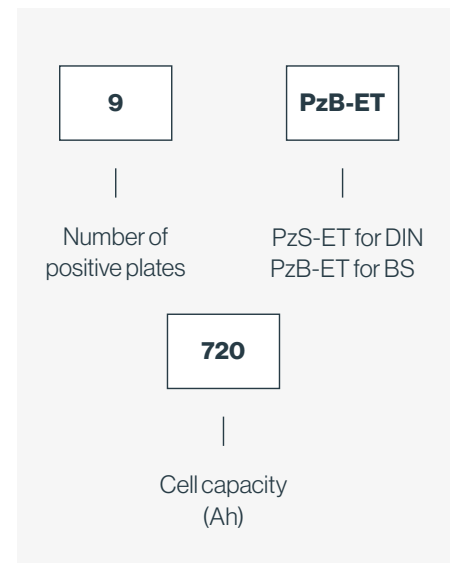
# BS Cells (Standard) - Weight, Capacity and Dimension Charts

## Bolted 158mm wide

| 42 Ah Plate        |         |             |             | 55 Ah Plate         |         |             |             | 65 Ah Plate         |         |             |             |
|--------------------|---------|-------------|-------------|---------------------|---------|-------------|-------------|---------------------|---------|-------------|-------------|
| H1=325 mm H2=355mm |         |             |             | H1=402 mm H2=432 mm |         |             |             | H1=454 mm H2=484 mm |         |             |             |
| Cell type          | Ah (C5) | Weight (kg) | Length (mm) | Cell type           | Ah (C5) | Weight (kg) | Length (mm) | Cell type           | Ah (C5) | Weight (kg) | Length (mm) |
| 2 PzB-ET 84        | 84      | 6.1         | 46          | 2 PzB-ET 110        | 110     | 7.5         | 46          | 2 PzB-ET 130        | 130     | 8.3         | 46          |
| 3 PzB-ET 126       | 126     | 8.4         | 62          | 3 PzB-ET 165        | 165     | 10.3        | 62          | 3 PzB-ET 195        | 195     | 11.9        | 62          |
| 4 PzB-ET 168       | 168     | 10.7        | 78          | 4 PzB-ET 220        | 220     | 13.2        | 78          | 4 PzB-ET 260        | 260     | 15.1        | 78          |
| 5 PzB-ET 210       | 210     | 12.8        | 94          | 5 PzB-ET 275        | 275     | 16.3        | 94          | 5 PzB-ET 325        | 325     | 18.5        | 94          |
| 6 PzB-ET 252       | 252     | 15.3        | 110         | 6 PzB-ET 330        | 330     | 19.3        | 110         | 6 PzB-ET 390        | 390     | 21.8        | 110         |
| 7 PzB-ET 294       | 294     | 17.7        | 126         | 7 PzB-ET 385        | 385     | 21.7        | 126         | 7 PzB-ET 455        | 455     | 25.3        | 126         |
| 8 PzB-ET 336       | 336     | 20.0        | 142         | 8 PzB-ET 440        | 440     | 24.9        | 142         | 8 PzB-ET 520        | 520     | 28.2        | 142         |
| 9 PzB-ET 378       | 378     | 22.4        | 158         | 9 PzB-ET 495        | 495     | 28.3        | 158         | 9 PzB-ET 585        | 585     | 32.0        | 158         |
| 10 PzB-ET 420      | 420     | 24.8        | 174         | 10 PzB-ET 550       | 550     | 30.5        | 174         | 10 PzB-ET 650       | 650     | 35.6        | 174         |
| 11 PzB-ET 462      | 462     | 27.1        | 190         | 11 PzB-ET 605       | 605     | 34.1        | 190         | 11 PzB-ET 715       | 715     | 38.9        | 190         |
| 12 PzB-ET 504      | 504     | 29.4        | 206         | 12 PzB-ET 660       | 660     | 36.2        | 206         | 12 PzB-ET 780       | 780     | 42.0        | 206         |
| 13 PzB-ET 546*     | 546     | 30.6        | 221         | 13 PzB-ET 715*      | 715     | 39.9        | 221         | 13 PzB-ET 845*      | 715     | 45.8        | 221         |
| 14 PzB-ET 588*     | 588     | 34.1        | 237         | 14 PzB-ET 770*      | 770     | 42.8        | 237         | 14 PzB-ET 910*      | 780     | 49.1        | 237         |

| 75 Ah Plate         |         |             |             | 80 Ah Plate         |         |             |             | 86 Ah Plate         |         |             |             |
|---------------------|---------|-------------|-------------|---------------------|---------|-------------|-------------|---------------------|---------|-------------|-------------|
| H1=515 mm H2=545 mm |         |             |             | H1=515 mm H2=545 mm |         |             |             | H1=568 mm H2=598 mm |         |             |             |
| Cell type           | Ah (C5) | Weight (kg) | Length (mm) | Cell type           | Ah (C5) | Weight (kg) | Length (mm) | Cell type           | Ah (C5) | Weight (kg) | Length (mm) |
| 2 PzB-ET 150        | 150     | 9.6         | 46          | 2 PzB-ET 160        | 160     | 9.8         | 46          | 2 PzB-ET 172        | 172     | 10.8        | 46          |
| 3 PzB-ET 225        | 225     | 13.1        | 62          | 3 PzB-ET 240        | 240     | 13.7        | 62          | 3 PzB-ET 258        | 258     | 14.9        | 62          |
| 4 PzB-ET 300        | 300     | 17.2        | 78          | 4 PzB-ET 320        | 320     | 17.6        | 78          | 4 PzB-ET 344        | 344     | 19.3        | 78          |
| 5 PzB-ET 375        | 375     | 21.1        | 94          | 5 PzB-ET 400        | 400     | 21.3        | 94          | 5 PzB-ET 430        | 430     | 23.6        | 94          |
| 6 PzB-ET 450        | 450     | 24.9        | 110         | 6 PzB-ET 480        | 480     | 25.5        | 110         | 6 PzB-ET 516        | 516     | 28.0        | 110         |
| 7 PzB-ET 525        | 525     | 28.6        | 126         | 7 PzB-ET 560        | 560     | 29.3        | 126         | 7 PzB-ET 602        | 602     | 31.9        | 126         |
| 8 PzB-ET 600        | 600     | 32.8        | 142         | 8 PzB-ET 640        | 640     | 33.4        | 142         | 8 PzB-ET 688        | 688     | 36.3        | 142         |
| 9 PzB-ET 675        | 675     | 36.2        | 158         | 9 PzB-ET 720        | 720     | 37.3        | 158         | 9 PzB-ET 774        | 774     | 40.6        | 158         |
| 10 PzB-ET 750       | 750     | 40.2        | 174         | 10 PzB-ET 800       | 800     | 41.5        | 174         | 10 PzB-ET 860       | 860     | 45.1        | 174         |
| 11 PzB-ET 825       | 825     | 43.5        | 190         | 11 PzB-ET 880       | 880     | 45.3        | 190         | 11 PzB-ET 946       | 946     | 49.2        | 190         |
| 12 PzB-ET 900       | 900     | 48.3        | 206         | 12 PzB-ET 960       | 960     | 48.5        | 206         | 12 PzB-ET 1032      | 1032    | 53.3        | 206         |
| 13 PzB-ET 975*      | 975     | 51.9        | 221         | 13 PzB-ET 1040*     | 1040    | 52.0        | 221         | 13 PzB-ET 1118*     | 1118    | 56.8        | 221         |
| 14 PzB-ET 1050*     | 1050    | 55.9        | 237         | 14 PzB-ET 1120*     | 1120    | 55.5        | 237         | 14 PzB-ET 1204*     | 1204    | 60.3        | 237         |

| 100 Ah Plate            |         |             |             | 108 Ah Plate        |         |             |             |
|-------------------------|---------|-------------|-------------|---------------------|---------|-------------|-------------|
| H1=600.5 mm H2=630.5 mm |         |             |             | H1=687 mm H2=717 mm |         |             |             |
| Cell type               | Ah (C5) | Weight (kg) | Length (mm) | Cell type           | Ah (C5) | Weight (kg) | Length (mm) |
| 2 PzB-ET 200            | 200     | 11.4        | 46          | 2 PzB-ET 216        | 216     | 13.0        | 46          |
| 3 PzB-ET 300            | 300     | 15.9        | 62          | 3 PzB-ET 324        | 324     | 18.1        | 62          |
| 4 PzB-ET 400            | 400     | 20.7        | 78          | 4 PzB-ET 432        | 432     | 23.2        | 78          |
| 5 PzB-ET 500            | 500     | 25.3        | 94          | 5 PzB-ET 540        | 540     | 28.2        | 94          |
| 6 PzB-ET 600            | 600     | 29.6        | 110         | 6 PzB-ET 648        | 648     | 33.5        | 110         |
| 7 PzB-ET 700            | 700     | 34.4        | 126         | 7 PzB-ET 756        | 756     | 38.9        | 126         |
| 8 PzB-ET 800            | 800     | 39.3        | 142         | 8 PzB-ET 864        | 864     | 44.6        | 142         |
| 9 PzB-ET 900            | 900     | 43.5        | 158         | 9 PzB-ET 972        | 972     | 49.5        | 158         |
| 10 PzB-ET 1000          | 1000    | 48.7        | 174         | 10 PzB-ET 1080      | 1080    | 54.8        | 174         |
| 11 PzB-ET 1100          | 1100    | 53.2        | 190         | 11 PzB-ET 1188      | 1188    | 60.1        | 190         |
| 12 PzB-ET 1200          | 1200    | 57.5        | 206         | 12 PzB-ET 1296      | 1296    | 65.3        | 206         |
| 13 PzB-ET 1300*         | 1300    | 61.0        | 221         | 13 PzB-ET 1404*     | 1404    | 68.8        | 221         |
| 14 PzB-ET 1400*         | 1400    | 64.5        | 237         | 14 PzB-ET 1512*     | 1512    | 72.3        | 237         |



\* Double pillar

# BCI Cells (Standard) - Weight, Capacity and Dimension Charts

## Bolted 158mm / 6.2 in wide

| BCI-95       |         |             |             |             |             | H1 = 523mm / 20.6in H2 = 551mm / 21.7in |  |  |  |  |  |
|--------------|---------|-------------|-------------|-------------|-------------|---|--|--|--|--|--|
| Cell type    | Ah (C6) | Weight (kg) | Weight (lb) | Length (in) | Length (mm) |   |  |  |  |  |  |
| BCI-95-5-ST  | 190     | 11.8        | 26.0        | 2           | 51          |   |  |  |  |  |  |
| BCI-95-7-ST  | 285     | 16.8        | 37.0        | 2.75        | 70          |   |  |  |  |  |  |
| BCI-95-9-ST  | 380     | 21.7        | 47.8        | 3.5         | 89          |   |  |  |  |  |  |
| BCI-95-11-ST | 475     | 26.7        | 58.9        | 4.25        | 108         |   |  |  |  |  |  |
| BCI-95-13-ST | 570     | 31.6        | 69.7        | 5           | 127         |   |  |  |  |  |  |
| BCI-95-15-ST | 665     | 36.5        | 80.5        | 5.75        | 146         |   |  |  |  |  |  |
| BCI-95-17-ST | 760     | 42.4        | 93.5        | 6.5         | 165         |   |  |  |  |  |  |
| BCI-95-19-ST | 855     | 47.3        | 104.3       | 7.25        | 184         |   |  |  |  |  |  |
| BCI-95-21-ST | 950     | 52.3        | 115.3       | 8           | 203         |   |  |  |  |  |  |
| BCI-95-23-ST | 1045    | 57.2        | 126.1       | 8.75        | 222         |   |  |  |  |  |  |
| BCI-95-25-ST | 1140    | 62.1        | 136.9       | 9.5         | 241         |   |  |  |  |  |  |
| BCI-95-27-ST | 1235    | 67.1        | 147.9       | 10.25       | 260         |   |  |  |  |  |  |
| BCI-95-29-ST | 1330    | 73.0        | 160.9       | 11          | 279         |   |  |  |  |  |  |
| BCI-95-31-ST | 1425    | 77.9        | 171.7       | 11.75       | 298         |   |  |  |  |  |  |
| BCI-95-33-ST | 1520    | 82.9        | 182.7       | 12.5        | 317         |   |  |  |  |  |  |

| BCI-110       |         |             |             |             |             | H1 = 599mm / 23.6in H2 = 627mm / 24.7in |  |  |  |  |  |
|---------------|---------|-------------|-------------|-------------|-------------|---|--|--|--|--|--|
| Cell type     | Ah (C6) | Weight (kg) | Weight (lb) | Length (in) | Length (mm) |   |  |  |  |  |  |
| BCI-110-5-ST  | 220     | 13.2        | 29.1        | 2           | 51          |   |  |  |  |  |  |
| BCI-110-7-ST  | 330     | 18.5        | 40.8        | 2.75        | 70          |   |  |  |  |  |  |
| BCI-110-9-ST  | 440     | 23.9        | 52.7        | 3.5         | 89          |   |  |  |  |  |  |
| BCI-110-11-ST | 550     | 29.2        | 64.4        | 4.25        | 108         |   |  |  |  |  |  |
| BCI-110-13-ST | 660     | 34.6        | 76.3        | 5           | 127         |   |  |  |  |  |  |
| BCI-110-15-ST | 770     | 39.9        | 88.0        | 5.75        | 146         |   |  |  |  |  |  |
| BCI-110-17-ST | 880     | 46.4        | 102.3       | 6.5         | 165         |   |  |  |  |  |  |
| BCI-110-19-ST | 990     | 51.7        | 114.0       | 7.25        | 184         |   |  |  |  |  |  |
| BCI-110-21-ST | 1100    | 57.1        | 125.9       | 8           | 203         |   |  |  |  |  |  |
| BCI-110-23-ST | 1210    | 62.3        | 137.3       | 8.75        | 222         |   |  |  |  |  |  |
| BCI-110-25-ST | 1320    | 67.7        | 149.3       | 9.5         | 241         |   |  |  |  |  |  |
| BCI-110-27-ST | 1430    | 73.0        | 160.9       | 10.25       | 260         |   |  |  |  |  |  |
| BCI-110-29-ST | 1540    | 79.5        | 175.3       | 11          | 279         |   |  |  |  |  |  |
| BCI-110-31-ST | 1650    | 84.9        | 187.2       | 11.75       | 298         |   |  |  |  |  |  |
| BCI-110-33-ST | 1760    | 90.2        | 198.9       | 12.5        | 317         |   |  |  |  |  |  |

| BCI-135       |         |             |             |             |             | H1 = 720mm / 28.3in H2 = 748mm / 29.4in |  |  |  |  |  |
|---------------|---------|-------------|-------------|-------------|-------------|---|--|--|--|--|--|
| Cell type     | Ah (C6) | Weight (kg) | Weight (lb) | Length (in) | Length (mm) |   |  |  |  |  |  |
| BCI-135-5-ST  | 270     | 16.3        | 35.9        | 2           | 51          |   |  |  |  |  |  |
| BCI-135-7-ST  | 405     | 23.0        | 50.7        | 2.75        | 70          |   |  |  |  |  |  |
| BCI-135-9-ST  | 540     | 29.7        | 65.5        | 3.5         | 89          |   |  |  |  |  |  |
| BCI-135-11-ST | 675     | 36.4        | 80.2        | 4.25        | 108         |   |  |  |  |  |  |
| BCI-135-13-ST | 810     | 43.1        | 95.0        | 5           | 127         |   |  |  |  |  |  |
| BCI-135-15-ST | 945     | 49.8        | 109.8       | 5.75        | 146         |   |  |  |  |  |  |
| BCI-135-17-ST | 1080    | 57.6        | 127.0       | 6.5         | 165         |   |  |  |  |  |  |
| BCI-135-19-ST | 1215    | 64.3        | 141.8       | 7.25        | 184         |   |  |  |  |  |  |
| BCI-135-21-ST | 1350    | 71.0        | 156.5       | 8           | 203         |   |  |  |  |  |  |
| BCI-135-23-ST | 1485    | 77.7        | 171.3       | 8.75        | 222         |   |  |  |  |  |  |
| BCI-135-25-ST | 1620    | 84.4        | 186.1       | 9.5         | 241         |   |  |  |  |  |  |
| BCI-135-27-ST | 1755    | 91.2        | 201.1       | 10.25       | 260         |   |  |  |  |  |  |
| BCI-135-29-ST | 1890    | 98.9        | 218.0       | 11          | 279         |   |  |  |  |  |  |
| BCI-135-31-ST | 2025    | 105.7       | 233.0       | 11.75       | 298         |   |  |  |  |  |  |
| BCI-135-33-ST | 2160    | 112.4       | 247.8       | 12.5        | 317         |   |  |  |  |  |  |

# BCI Cells (Enhanced Capacity) - Weight, Capacity and Dimension Charts

## BCI-105

H1 = 523mm / 20.6in H2 = 551mm / 21.7in

| Cell type     | Ah (C6) | Weight (kg) | Weight (lb) | Length (in) | Length (mm) |
|---------------|---------|-------------|-------------|-------------|-------------|
| BCI-105-5-EC  | 210     | 11.8        | 26.0        | 2           | 51          |
| BCI-105-7-EC  | 315     | 16.8        | 37.0        | 2.75        | 70          |
| BCI-105-9-EC  | 420     | 21.9        | 48.3        | 3.5         | 89          |
| BCI-105-11-EC | 525     | 27.0        | 59.5        | 4.25        | 108         |
| BCI-105-13-EC | 630     | 32.0        | 70.5        | 5           | 127         |
| BCI-105-15-EC | 735     | 37.0        | 81.6        | 5.75        | 146         |
| BCI-105-17-EC | 840     | 42.5        | 93.7        | 6.5         | 165         |
| BCI-105-19-EC | 945     | 47.6        | 104.9       | 7.25        | 184         |
| BCI-105-21-EC | 1050    | 52.7        | 116.2       | 8           | 203         |
| BCI-105-23-EC | 1155    | 57.7        | 127.2       | 8.75        | 222         |
| BCI-105-25-EC | 1260    | 62.8        | 138.5       | 9.5         | 241         |
| BCI-105-27-EC | 1365    | 67.8        | 149.5       | 10.25       | 260         |
| BCI-105-29-EC | 1470    | 73.3        | 161.6       | 11          | 279         |
| BCI-105-31-EC | 1575    | 78.4        | 172.8       | 11.75       | 298         |
| BCI-105-33-EC | 1680    | 83.5        | 184.1       | 12.5        | 317         |

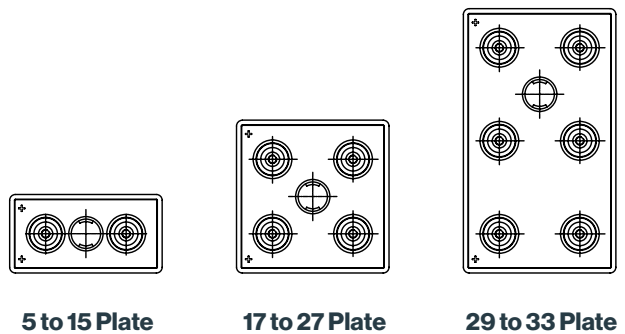
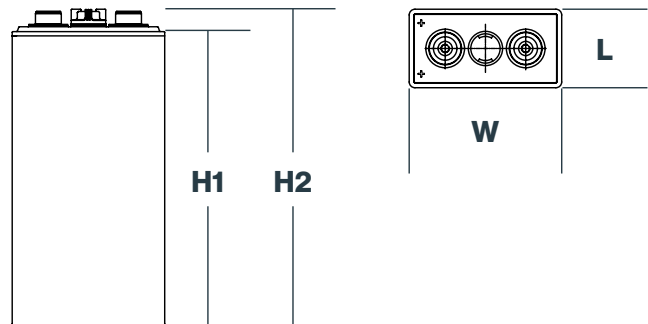
## BCI-150

H1 = 720mm / 28.3in H2 = 748mm / 29.4in

| Cell type     | Ah (C6) | Weight (kg) | Weight (lb) | Length (in) | Length (mm) |
|---------------|---------|-------------|-------------|-------------|-------------|
| BCI-150-5-EC  | 300     | 16.4        | 36.2        | 2           | 51          |
| BCI-150-7-EC  | 450     | 23.5        | 51.8        | 2.75        | 70          |
| BCI-150-9-EC  | 600     | 30.6        | 67.5        | 3.5         | 89          |
| BCI-150-11-EC | 750     | 37.7        | 83.1        | 4.25        | 108         |
| BCI-150-13-EC | 900     | 44.8        | 98.8        | 5           | 127         |
| BCI-150-15-EC | 1050    | 51.8        | 114.2       | 5.75        | 146         |
| BCI-150-17-EC | 1200    | 59.4        | 131.0       | 6.5         | 165         |
| BCI-150-19-EC | 1350    | 66.5        | 146.6       | 7.25        | 184         |
| BCI-150-21-EC | 1500    | 73.6        | 162.3       | 8           | 203         |
| BCI-150-23-EC | 1650    | 80.6        | 177.7       | 8.75        | 222         |
| BCI-150-25-EC | 1800    | 87.7        | 193.3       | 9.5         | 241         |
| BCI-150-27-EC | 1950    | 94.8        | 209.0       | 10.25       | 260         |
| BCI-150-29-EC | 2100    | 102.3       | 225.5       | 11          | 279         |
| BCI-150-31-EC | 2250    | 109.4       | 241.2       | 11.75       | 298         |
| BCI-150-33-EC | 2400    | 116.5       | 256.8       | 12.5        | 317         |

**± 5% weight tolerance**  
**W: 158mm (6.2 inches)**  
**H1: Height over lid**  
**H2: Overall height including connector and bolt**  
**Torque: 23 Nm**

**Not to scale**



5 to 15 Plate

17 to 27 Plate

29 to 33 Plate

95

Plate capacity (Ah)

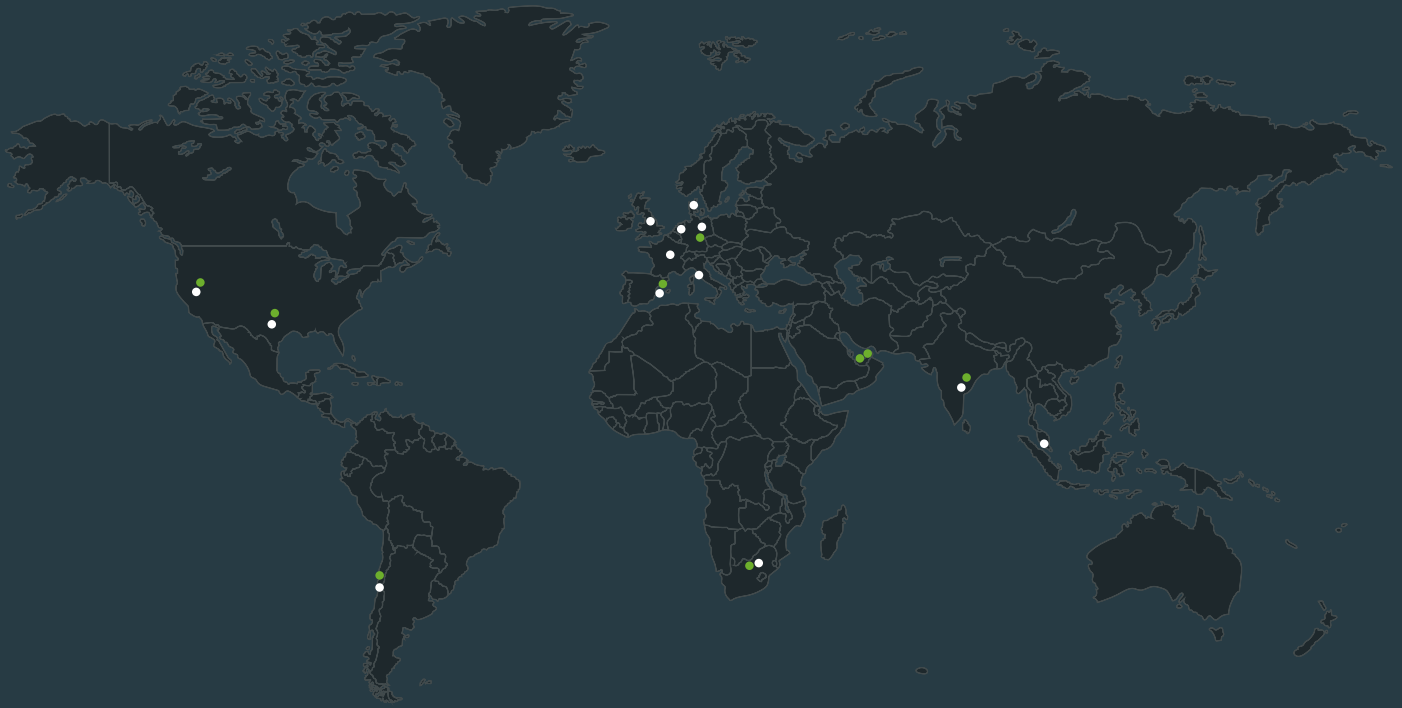
5

Number of total plates

ST/EC

Standard / Enhanced Capacity

**A global leader in the industrial battery market providing world-class products for Motive Power and Reserve Power applications.**



**Eternity Technologies FZ-LLC**

Al Jazeera / Al Hamra, PO Box 35102,  
Ras Al Khaimah, UAE

**Sales & service**

[info@eternitytechnologies.com](mailto:info@eternitytechnologies.com)

[www.eternitytechnologies.com](http://www.eternitytechnologies.com)

